

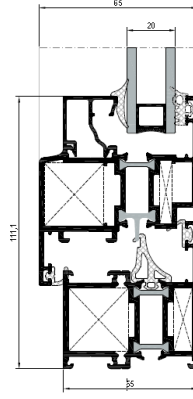
MİMARİ KATALOG
ARCHITECTURAL CATALOGUE

Alüminyum Kapı Pencere ve Giydirme Cephe Sistemleri
Aluminium Window Doors and Facade Systems

RESCARA



RWT55+





TEKNİK ÖZELLİKLERİ / TECHNICAL PROPERTIES

KASA DERİNLİĞİ / FRAME DEPTH	55mm
KANAT DERİNLİĞİ / VENT DEPTH	65mm
PROFİL ET KALINLIĞI / PROFILE GLASS THICKNESS	1,6 / 2mm
MAX. CAM KALINLIĞI / MAX. GLASS THICKNESS	36mm
ISI BARIYERLERİ / THERMAL INSULATION BAR	14,8mm

KULLANIM SEÇENEKLERİ / APPLICATION ALTERNATIVES

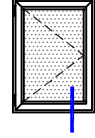
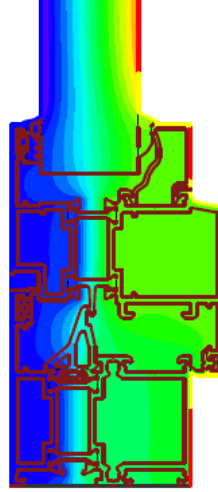
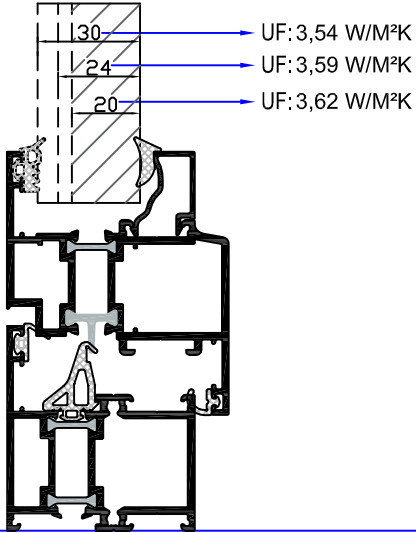
	KAPI DOOR	PENCERE WINDOW
İÇE AÇILIR / INWARD OPENING	*	*
DIŞA AÇILIR / OUTWARD OPENING	*	
VASİSTAS / BOTTOM HUNG		*
ÇİFT EKSEN AÇILIM / TILT&TURN OPENING	*	*
PVC AKSESUAR İÇİN KANAT / VENT FOT PVC ACCESSORIES	*	*

PERFORMANS DEĞERLERİ / PERFORMANCE VALUES

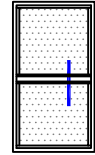
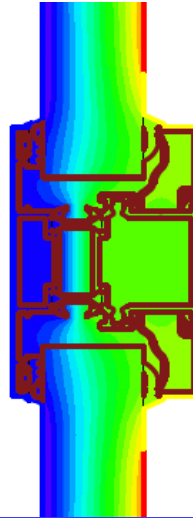
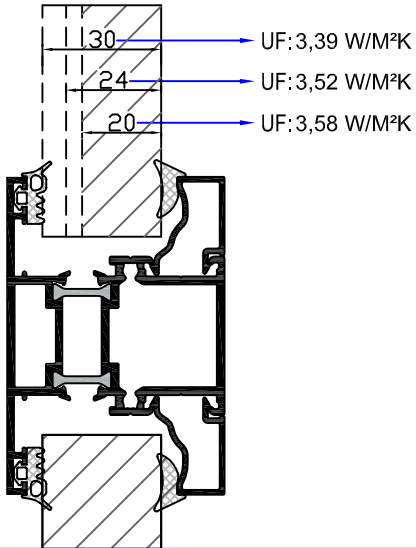
HAVA GEÇİRGENLİĞİ - EN 12207 (AIR PERMEABILITY)	1 (150 Pa)	2 (300 Pa)	3 (450 Pa)	4 (600 Pa)						
SU SIZDIRMAZLIĞI - EN 12208 (WATERTIGHTNESS)	2A (50 Pa)	3A (100 Pa)	4A (150 Pa)	5A (200 Pa)	6A (250 Pa)	7A (300 Pa)	8A (450 Pa)	9A (600 Pa)	E... (600+ Pa)	E1500 (1500 Pa)
RÜZGAR YÜKÜNE DAYANIM - EN 12210 (RESISTANCE TO WIND LOAD)	1 (400 Pa)	2 (800 Pa)	3 (1200 Pa)	4 (1600 Pa)	5 (2000 Pa)	E... (2000+ Pa)				
SEHİM KRİTERİ - EN 12210 (DEFLECTION CRITERIA)	A (L/150)	B (L/200)	C (L/300)							
SİSTEM UF DEĞERİ - EN 10077-2 (THERMAL INSULATION VALUE)										3,39~3,65 W/M²K
SİSTEM SES YALITIMI - EN 10140-2 (ACOUSTIC PERFORMANCE VALUE)										35 Db

ISI YALITIM DEĞERLERİ (UF) / THERMAL INSULATION VALUE (UF):

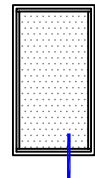
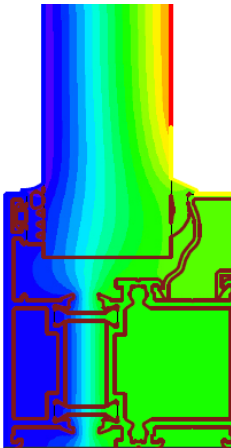
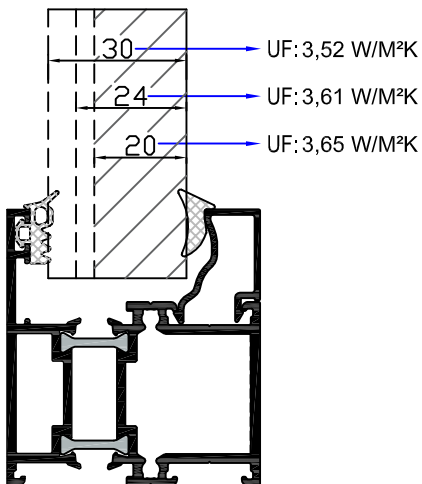
Cam Kalınlıkları (glass thickness) : min. 5mm - max. 36mm



Cam Kalınlıkları (glass thickness) : min. 5mm - max. 36mm



Cam Kalınlıkları (glass thickness) : min. 5mm - max. 36mm



MİMARİ KATALOG

ARCHITECTURAL CATALOGUE

Alüminyum Kapı Pencere ve Giydirme Cephe Sistemleri
Aluminium Window Doors and Facade Systems



Rescara Sistem Detayları
Rescara System Details

RWT55+

PROFİLLER

PROFILES

01

02

03

04

05

06

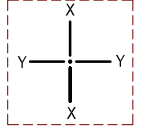
07

08

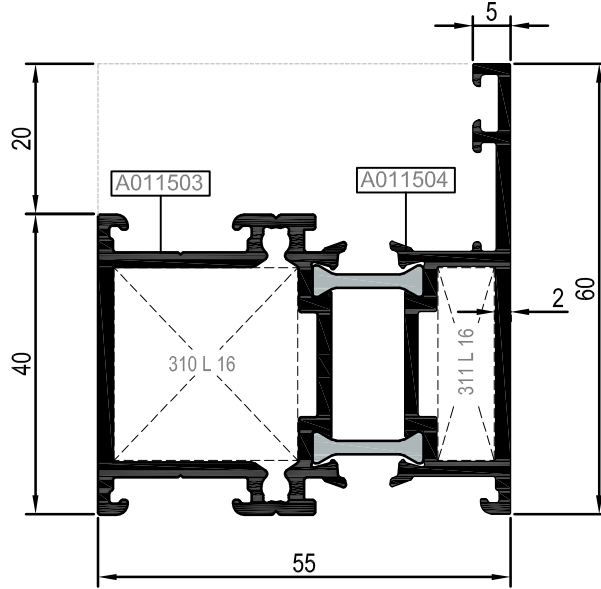
09



10

KOD / CODE	AĞIRLIK (kg/m) / WEIGHT	Jxx cm ⁴	Jyy cm ⁴	L m
ANT55F03	1,598	15,038	12,548	6

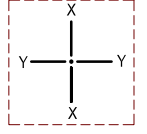


ANT55F03

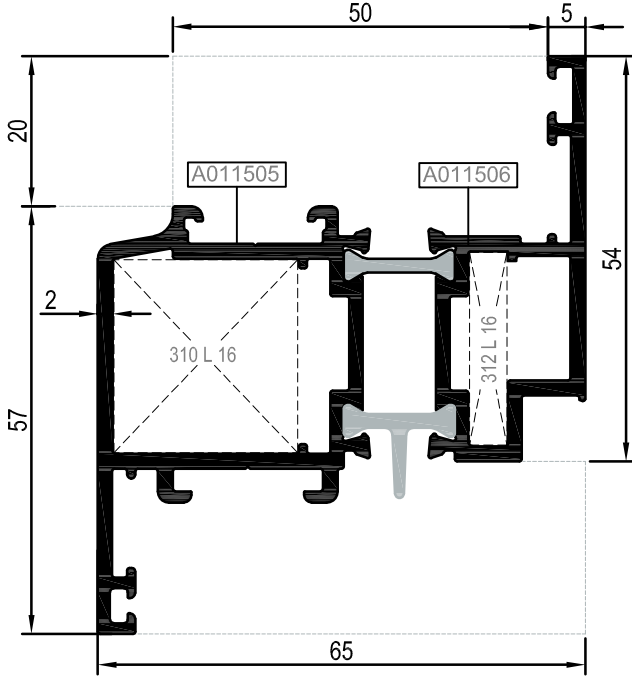


Nr	 L m	KESİM ÖLÇÜSÜ CUTTING SIZE	 AKS. KODU ACS. CODE
ANT55F03	A011503	25 L 16 (A002061)	310 L 16
	A011504	25 L 16 (A002061)	311 L 16

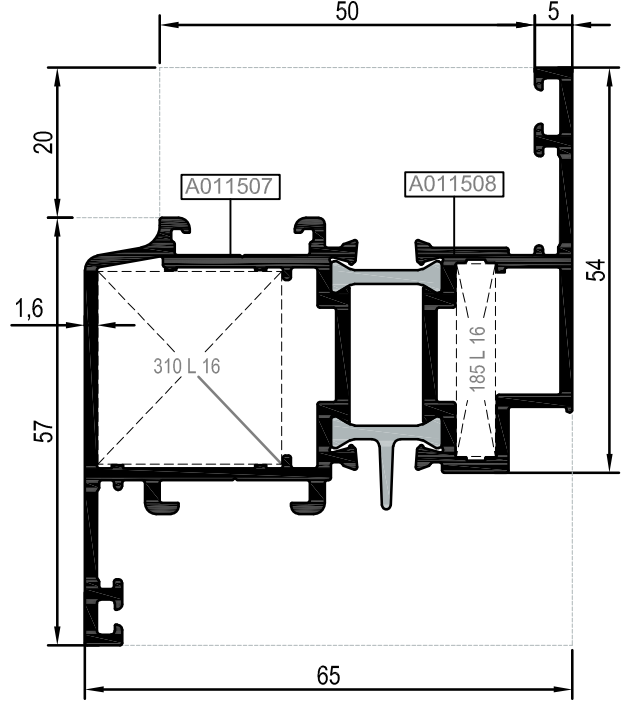
KOD / CODE	AĞIRLIK (kg/m) / WEIGHT	Jxx cm4	Jyy cm4	L m
ANT55V02	1,769	23,615	16,373	6
ANT55V03	1,628	21,044	15,498	6
ANT55V10	1,614	21,272	10,975	6
ANT55V11	1,483	19,066	10,432	6



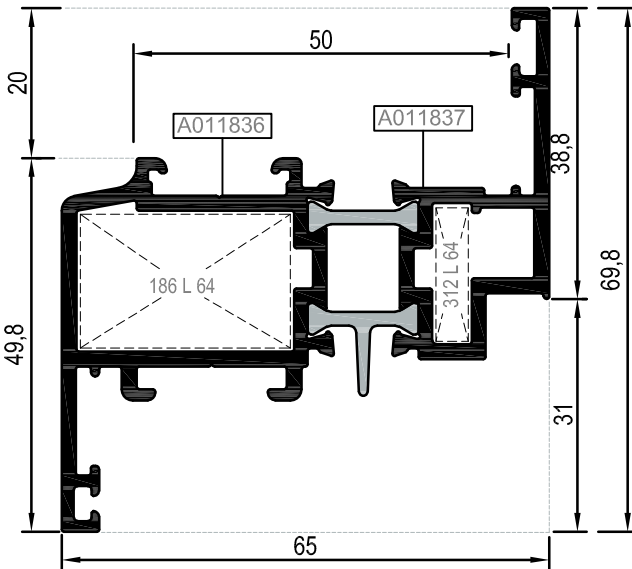
ANT55V02



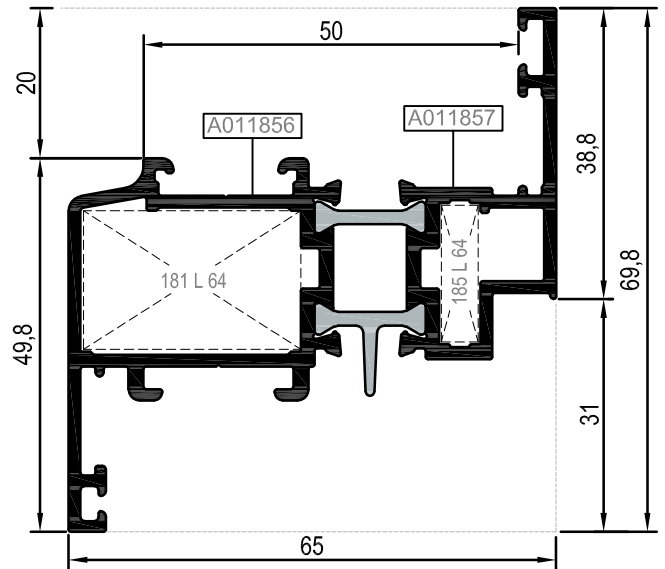
ANT55V03





ANT55V10



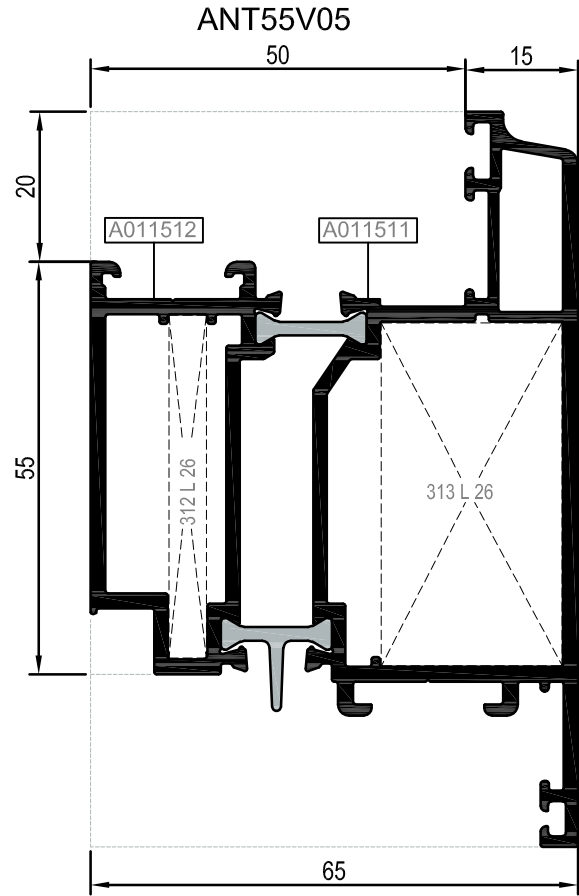
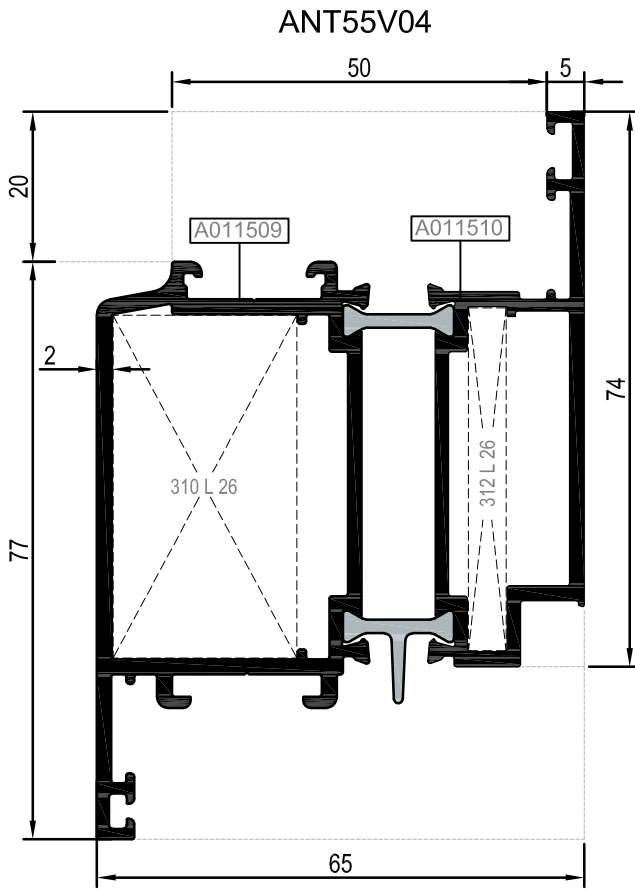
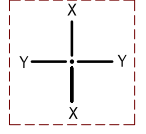
ANT55V11





Nr	 L m	KESİM ÖLÇÜSÜ CUTTING SIZE	AKS. KODU ACS. CODE
ANT55V02	A011505	25 L 16 (A002061)	310 L 16
	A011506	25 L 16 (A002061)	312 L 16
ANT55V03	A011507	25 L 16 (A002061)	310 L 16
	A011508	25 L 16 (A002061)	185 L 16

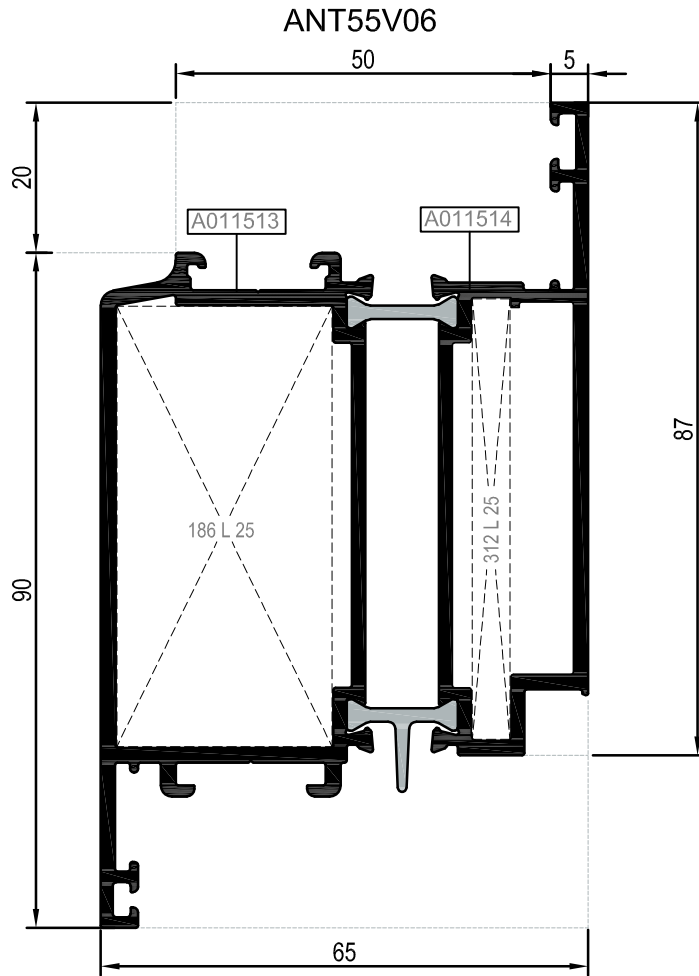
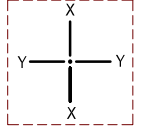
Nr	 L m	KESİM ÖLÇÜSÜ CUTTING SIZE	AKS. KODU ACS. CODE
ANT55V10	A011836	25 L 64 (A010028)	186 L 64
	A011837	25 L 64 (A010028)	312 L 64
ANT55V11	A011856	25 L 64 (A010028)	181 L 64
	A011857	25 L 64 (A010028)	185 L 64



KOD / CODE	AĞIRLIK (kg/m) / WEIGHT	Jxx cm4	Jyy cm4	L m
ANT55V04	2,181	30,048	40,088	6
ANT55V05	2,351	30,905	46,803	6



Nr	 L m	KESİM ÖLÇÜSÜ CUTTING SIZE	 AKS.KODU ACS. CODE	
ANT55V04	A011509	25 L 26 (A010540)	24,5 mm	310 L 26
	A011510	25 L 26 (A010540)	5,0 mm	312 L 26
ANT55V05	A011512	25 L 26 (A010540)	5,0 mm	312 L 26
	A011511	25 L 26 (A010540)	24,1 mm	313 L 26

KOD / CODE	AĞIRLIK (kg/m) / WEIGHT	Jxx cm4	Jyy cm4	L m
ANT55V06	2,441	34,182	63,168	6

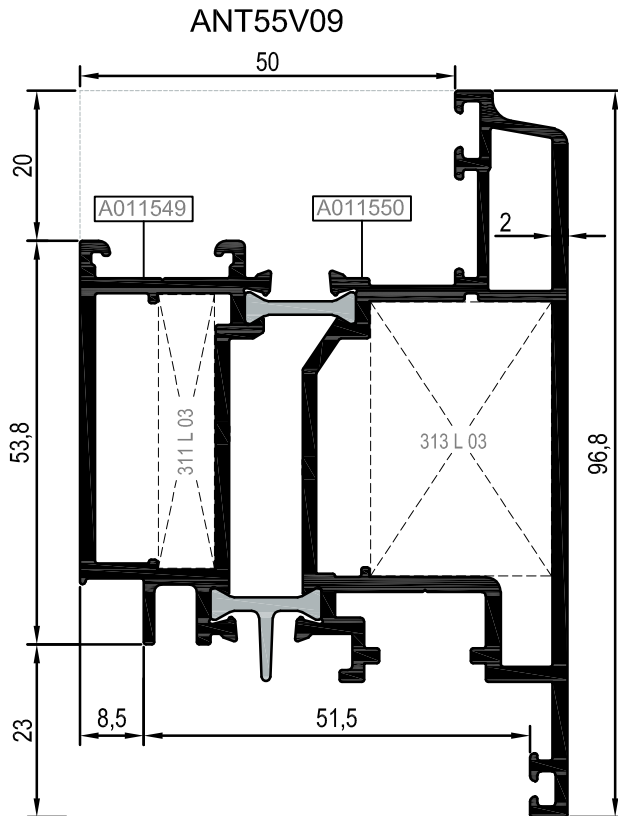
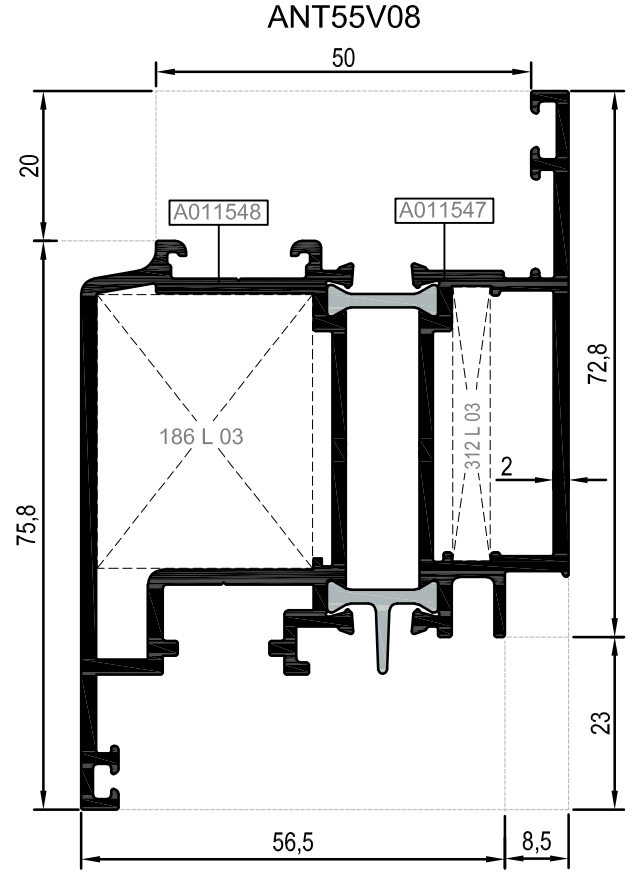
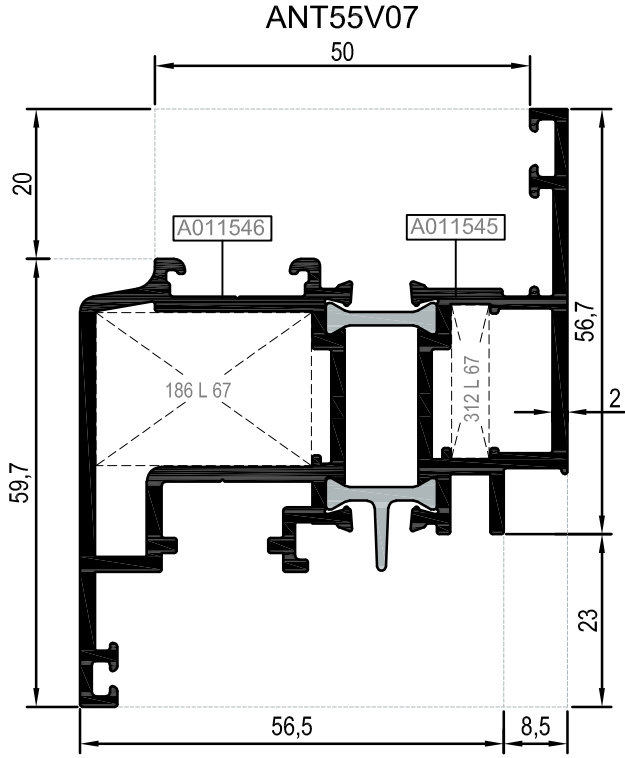
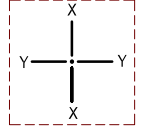




Nr	 L m	KEŞİM ÖLÇÜSÜ CUTTING SIZE	 AKS. KODU ACS. CODE
ANT55V06	A011513 25 L 25 (A010539)	28,7 mm	186 L 25
	A011514 25 L 25 (A010539)	5,0 mm	312 L 25

KANAT PROFİLLERİ (PVC AKSESUARAR UYGUN)(9 AKS)
VENT PROFILES (FOR PVC ACCESSORIES)(9 AXLE)

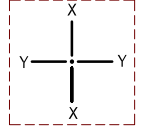
RWT55+

KOD / CODE	AĞIRLIK (kg/m) / WEIGHT	Jxx cm4	Jyy cm4	L m
ANT55V07	1,893	25,117	18,254	6
ANT55V08	2,218	30,207	37,618	6
ANT55V09	2,353	30,724	44,154	6

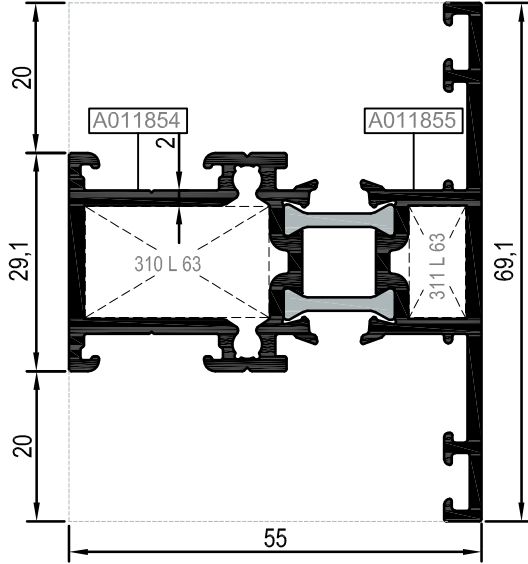


Nr		 L m	KESİM ÖLÇÜSÜ CUTTING SIZE	 AKS. KODU ACS. CODE
ANT55V07	A011546	25 L 67 (A011006)	28,7 mm	186 L 67
	A011545	25 L 67 (A011006)	5,0 mm	312 L 67
ANT55V08	A011548	25 L 03 (A002021)	28,7 mm	186 L 03
	A011547	25 L 03 (A002021)	5,0 mm	312 L 03
ANT55V09	A011549	25 L 03 (A002021)	7,5 mm	311 L 03
	A011550	25 L 03 (A002021)	24,1 mm	313 L 03

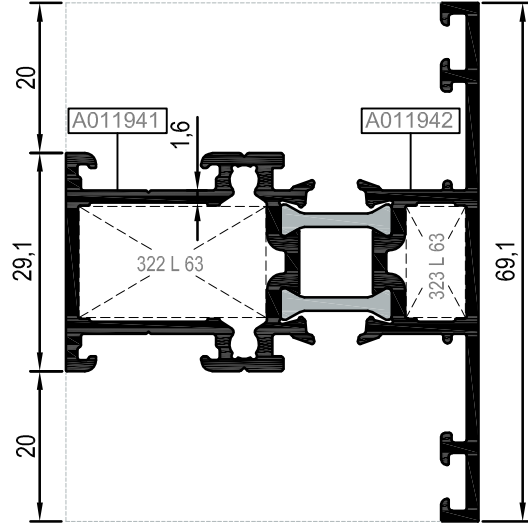
KOD / CODE	AĞIRLIK (kg/m) / WEIGHT	Jxx cm4	Jyy cm4	L m
ANT55M02	1,593	15,380	13,406	6
ANT55M03	1,614	15,017	16,984	6
ANT55M07	1,493	14,169	9,902	6
ANT55M08	1,386	12,721	9,436	6



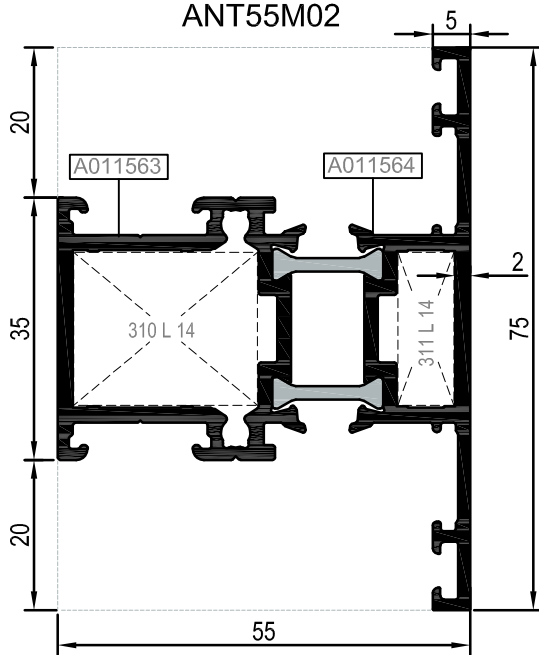
ANT55M07



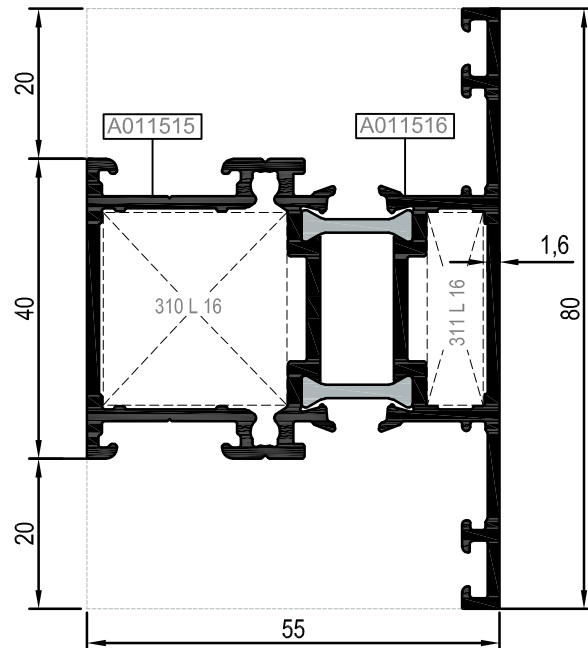
ANT55M08




ANT55M02



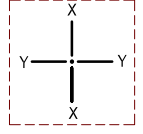
ANT55M03



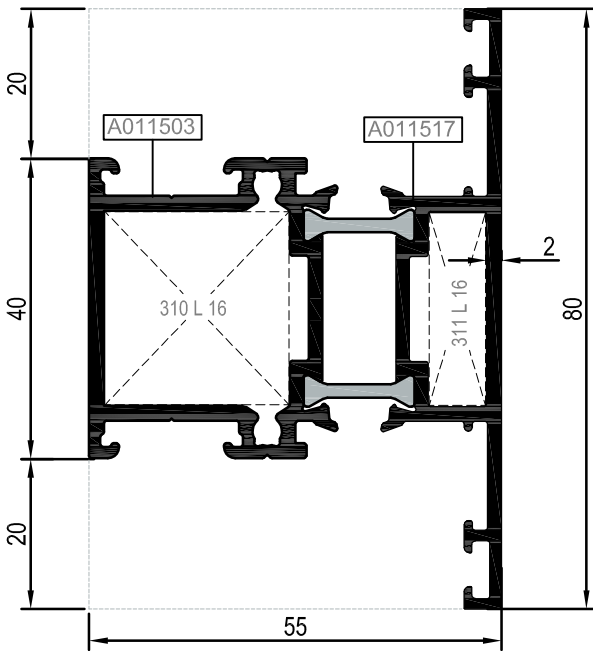
Nr		L m	KEŞİM ÖLÇÜSÜ CUTTING SIZE	AKS. KODU ACS. CODE
ANT55M07	A011854	25 J 36	14,8 mm	324 J 36
	A011855	25 J 37	14,8 mm	324 J 37
ANT55M08	A011941	25 J 36	14,8 mm	324 J 36
	A011942	25 J 37	14,8 mm	324 J 37
ANT55M02	A011563	25 J 36	20,4 mm	314 J 36
	A011564	25 J 37	20,4 mm	314 J 37
ANT55M03	A011515	25 J 36	25,7 mm	281 J 36
	A011516	25 J 37	25,7 mm	281 J 37

Nr		L m	KEŞİM ÖLÇÜSÜ CUTTING SIZE	AKS. KODU ACS. CODE
ANT55M07	A011854	25 L 63 (A002427)	24,5 mm	310 L 63
	A011855	25 L 63 (A002427)	7,5 mm	311 L 63
ANT55M08	A011941	25 L 63 (A002427)	24,9 mm	322 L 63
	A011942	25 L 63 (A002427)	7,9 mm	323 L 63
ANT55M02	A011563	25 L 14 (A002059)	24,5 mm	310 L 14
	A011564	25 L 14 (A002059)	7,5 mm	311 L 14
ANT55M03	A011515	25 L 16 (A002061)	24,5 mm	310 L 16
	A011516	25 L 16 (A002061)	7,5 mm	311 L 16

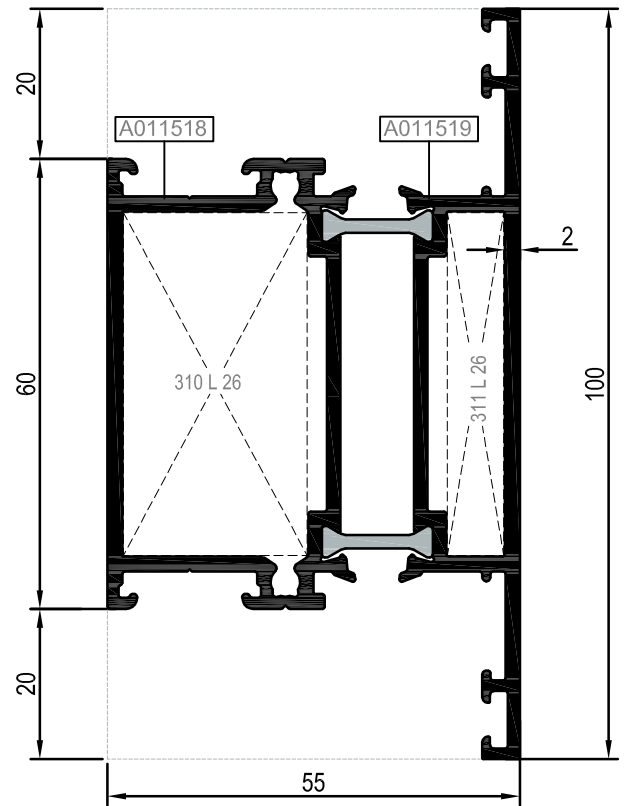
KOD / CODE	AĞIRLIK (kg/m) / WEIGHT	Jxx cm4	Jyy cm4	L m
ANT55M04	1,727	16,711	17,710	6
ANT55M05	2,139	21,326	41,628	6



ANT55M04



ANT55M05



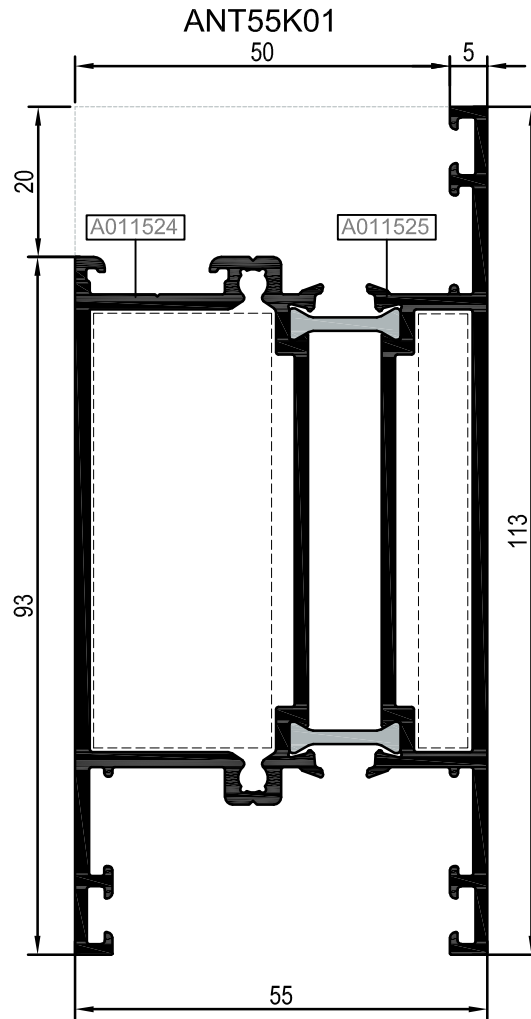
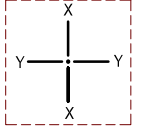
Nr		L m	KESİM ÖLÇÜSÜ CUTTING SIZE	AKS.KODU ACS. CODE
ANT55M04	A011503	25 J 36	25,7 mm	281 J 36
	A011517	25 J 37	25,7 mm	281 J 37
ANT55M05	A011518	25 J 36	45,7 mm	304 J 36
	A011519	25 J 37	45,7 mm	304 J 37

Nr		L m	KESİM ÖLÇÜSÜ CUTTING SIZE	AKS.KODU ACS. CODE
ANT55M04	A011503	25 L 16 (A002061)	24,5 mm	310 L 16
	A011517	25 L 16 (A002061)	7,5 mm	311 L 16
ANT55M05	A011518	25 L 26 (A010540)	24,5 mm	310 L 26
	A011519	25 L 26 (A010540)	7,5 mm	311 L 26

ETEK PROFİLİ
KICK PLATE PROFILE

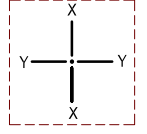
RWT55+

KOD / CODE	AĞIRLIK (kg/m) / WEIGHT	Jxx cm ⁴	Jyy cm ⁴	L m
ANT55K01	2,513	27,474	75,417	6

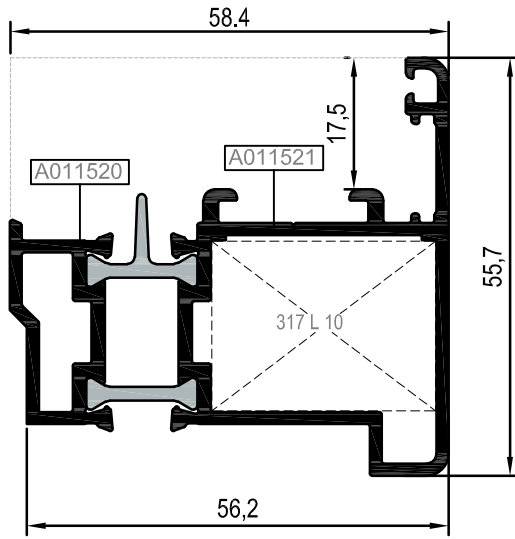


Nr		L m	KEŞİM ÖLÇÜSÜ CUTTING SIZE	AKS. KODU ACS. CODE
ANT55K01	A011524	25 J 36	58,7 mm	315 J 36
	A011525	25 J 37	58,7 mm	315 J 37

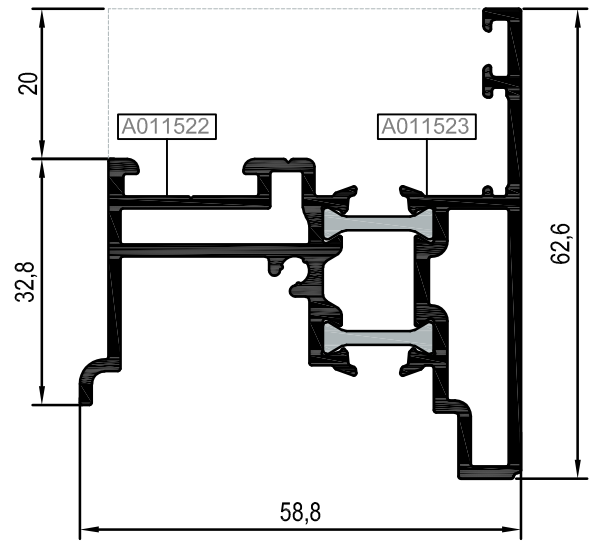
KOD / CODE	AĞIRLIK (kg/m) / WEIGHT	Jxx cm ⁴	Jyy cm ⁴	L m
ANT55A01	1,312	13,367	7,975	6
ANT55A02	1,379	12,809	8,638	6
ANT55A04	1,325	-----	-----	6
25 I 07	0,143	-----	-----	6
25 I 04	0,153	-----	-----	6



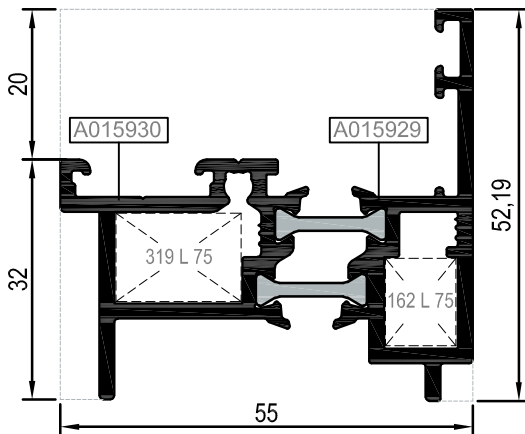
ANT55A01



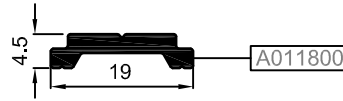
ANT55A02



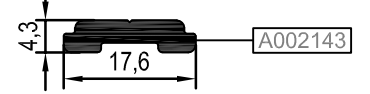
ANT55A04



25 I 07*





25 I 04

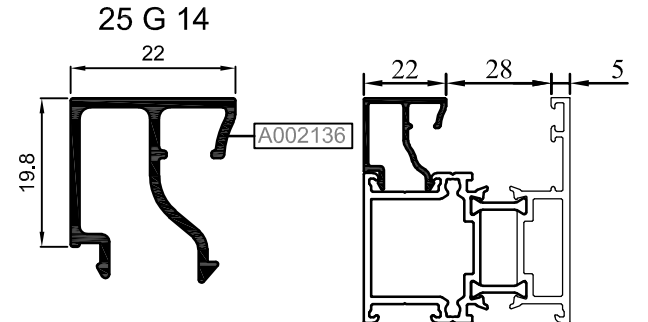
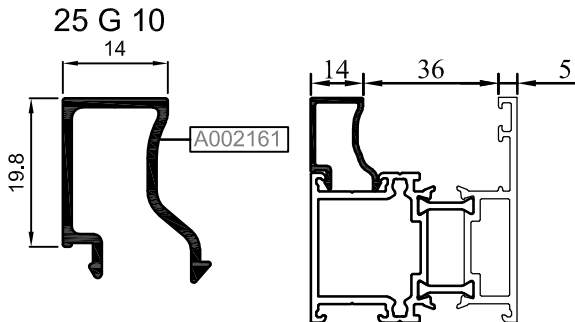
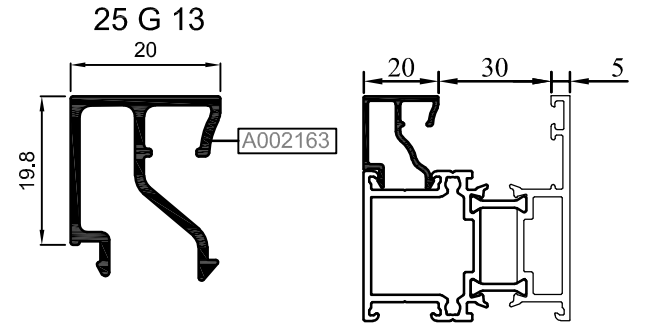
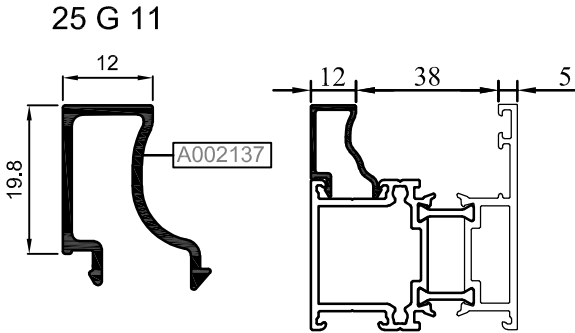
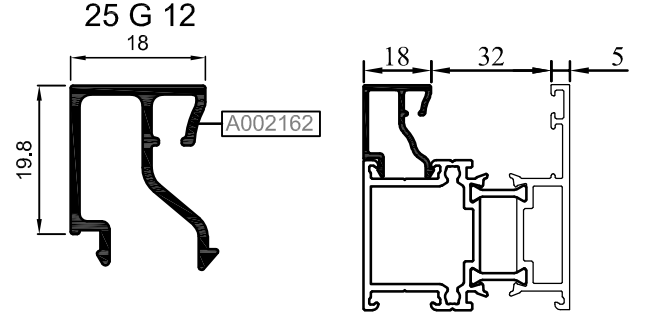
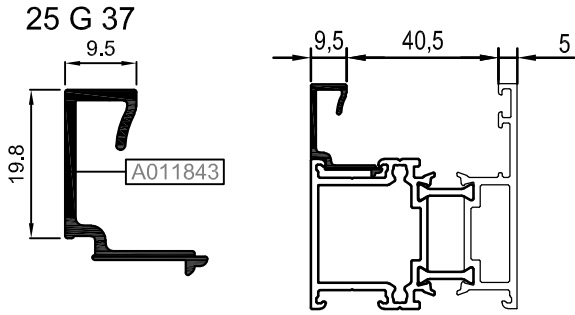
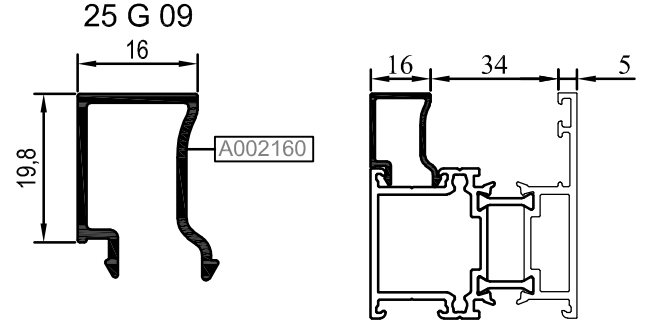
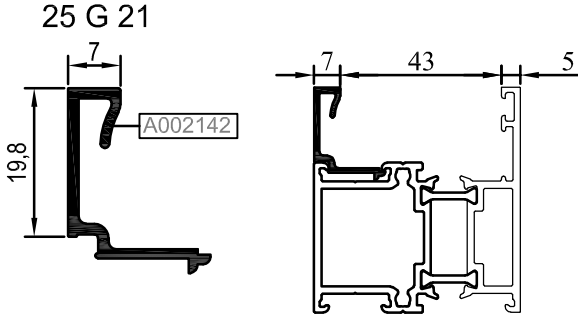
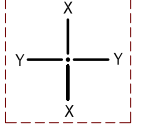


***Giesse kol ve kilitleme aksesuarları sadece 25 I 07 tij profili ile kullanılmalıdır.
Giesse handle and locking accessories should be used with only 25 I 07 rod profile

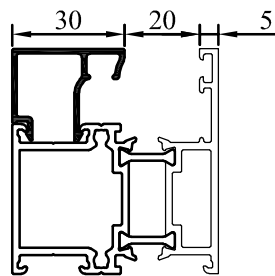
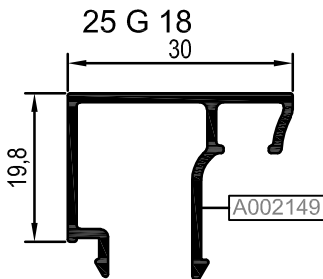
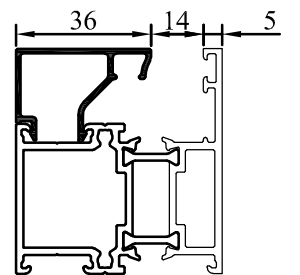
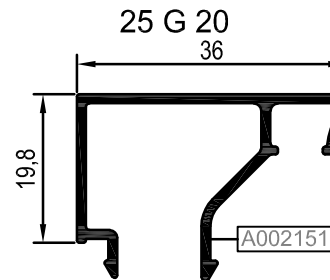
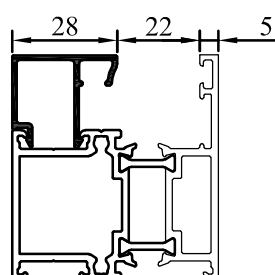
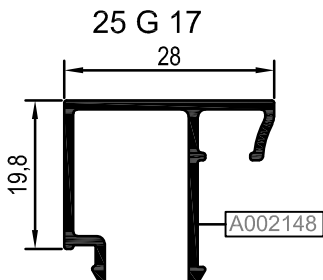
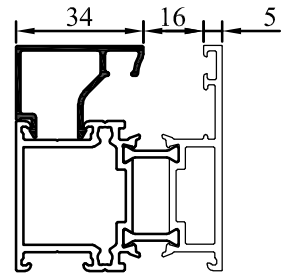
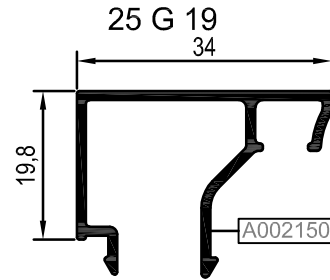
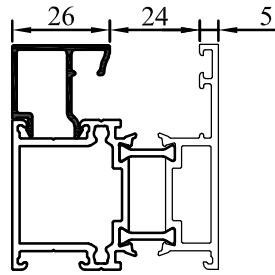
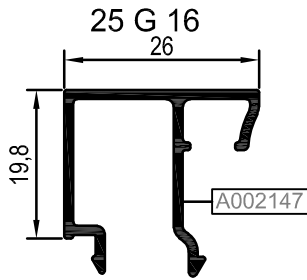
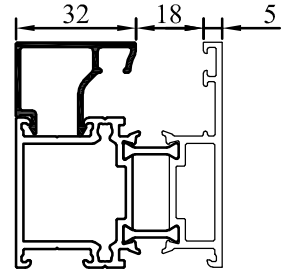
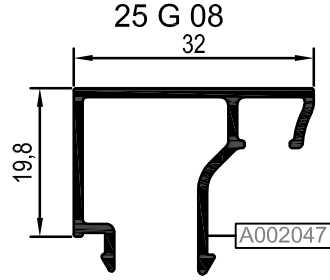
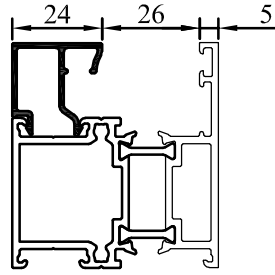
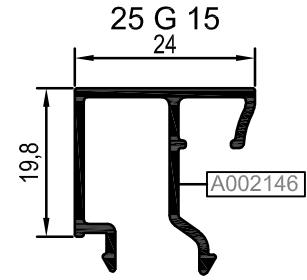
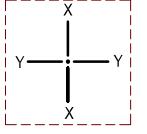
KÖŞE TAKOZ DETAYLARI

Nr	 L m	KESİM ÖLÇÜSÜ CUTTING SIZE	 AKS. KODU ACS. CODE
ANT55A01	A011520	----	----
	A011521	25 L 10 (A002125)	317 L 10
ANT55A02	A011522	----	----
	A011523	----	----
ANT55A04	A015930	25 L 75 (A011839)	319 L 75
	A015929	25 L 75 (A011839)	162 L 75

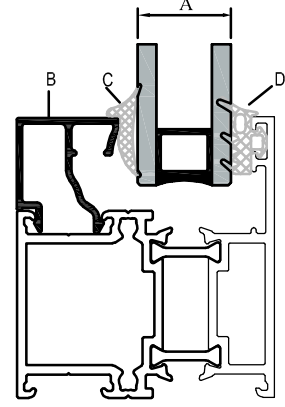
KOD / CODE	AĞIRLIK (kg/m) / WEIGHT	L m	KOD / CODE	AĞIRLIK (kg/m) / WEIGHT	L m
25 G 21	0,196	6	25 G 09	0,229	6
25 G 37	0,206	6	25 G 12	0,270	6
25 G 11	0,224	6	25 G 13	0,278	6
25 G 10	0,225	6	25 G 14	0,280	6



KOD / CODE	AĞIRLIK (kg/m) / WEIGHT	L m	KOD / CODE	AĞIRLIK (kg/m) / WEIGHT	L m
25 G 15	0,282	6	25 G 08	0,309	6
25 G 16	0,287	6	25 G 19	0,317	6
25 G 17	0,292	6	25 G 20	0,327	6
25 G 18	0,300	6			



B, CAM ÇİTASI GLAZİNG BEAD	C, İÇ CAM FİTİLİ GLASS GASKET (IN)	A, CAM KALINLIĞI GLASS THICKNESS	D, DIŞ CAM FİTİLİ GLASS GASKET (OUT)
25 G 20	01.17.05	5 mm	01.11.15
25 G 20	01.17.04	6 mm	01.11.15
25 G 20	01.17.03	7 mm	01.11.15
25 G 19	01.17.04	8 mm	01.11.15
25 G 19	01.17.03	9 mm	01.11.15
25 G 08	01.17.04	10 mm	01.11.15
25 G 08	01.17.03	11 mm	01.11.15
25 G 18	01.17.04	12 mm	01.11.15
25 G 18	01.17.03	13 mm	01.11.15
25 G 17	01.17.04	14 mm	01.11.15
25 G 17	01.17.03	15 mm	01.11.15
25 G 16	01.17.04	16 mm	01.11.15
25 G 16	01.17.03	17 mm	01.11.15
25 G 15	01.17.04	18 mm	01.11.15
25 G 15	01.17.03	19 mm	01.11.15
25 G 14	01.17.04	20 mm	01.11.15
25 G 14	01.17.03	21 mm	01.11.15
25 G 13	01.17.04	22 mm	01.11.15
25 G 13	01.17.03	23 mm	01.11.15
25 G 12	01.17.04	24 mm	01.11.15
25 G 12	01.17.03	25 mm	01.11.15
25 G 09	01.17.04	26 mm	01.11.15
25 G 09	01.17.03	27 mm	01.11.15
25 G 10	01.17.04	28 mm	01.11.15
25 G 10	01.17.03	29 mm	01.11.15
25 G 11	01.17.04	30 mm	01.11.15
25 G 11	01.17.03	31 mm	01.11.15
25 G 37	01.17.05	32 mm	01.11.15
25 G 37	01.17.04	33 mm	01.11.15
25 G 21	01.17.05	34 mm	01.11.15
25 G 21	01.17.04	35 mm	01.11.15
25 G 21	01.17.03	36 mm	01.11.15



TAKOZLAR (CLEATS)

PROFİL KODU (PROFILE CODE)	25 L 03	25 L 10	25 L 14	25 L 16
FABRİKA KODU(FACTORY CODE)	A002021	A002125	A002059	A002061
AĞIRLIK (WEIGHT)	4,315 kg/m	4,593 kg/m	3,270 kg/m	3,554 kg/m
ÇİZİM (DRAWING)				

PROFİL KODU (PROFILE CODE)	25 L 25	25 L 26	25 L 63	25 L 64
FABRİKA KODU(FACTORY CODE)	A010539	A010540	A002427	A010028
AĞIRLIK (WEIGHT)	8,394 kg/m	4,870 kg/m	4,430 kg/m	5,902 kg/m
ÇİZİM (DRAWING)				

PROFİL KODU (PROFILE CODE)	25 L 67	25 L 69	25 L 75	
FABRİKA KODU(FACTORY CODE)	A011006	A011097	A011839	
AĞIRLIK (WEIGHT)	3,258 kg/m	3,824 kg/m	3,362 kg/m	
ÇİZİM (DRAWING)				

KÖŞE TAKOZLARI (CORNER CLEAT)

Nr		L m	KESİM ÖLÇÜSÜ CUTTING SIZE	AKS. KODU ACS. CODE
ANT55F03	A011503	25 L 16 (A002061)	24,5 mm	310 L 16
	A011504	25 L 16 (A002061)	7,5 mm	311 L 16
ANT55V02	A011505	25 L 16 (A002061)	24,5 mm	310 L 16
	A011506	25 L 16 (A002061)	5,0 mm	312 L 16
ANT55V03	A011507	25 L 16 (A002061)	24,5 mm	310 L 16
	A011508	25 L 16 (A002061)	5,2 mm	185 L 16
ANT55V04	A011509	25 L 26 (A010540)	24,5 mm	310 L 26
	A011510	25 L 26 (A010540)	5,0 mm	312 L 26
ANT55V05	A011512	25 L 26 (A010540)	5,0 mm	312 L 26
	A011511	25 L 26 (A010540)	24,1 mm	313 L 26
ANT55V06	A011513	25 L 25 (A010539)	28,7 mm	186 L 25
	A011514	25 L 25 (A010539)	5,0 mm	312 L 25
ANT55V07	A011546	25 L 67 (A011006)	28,7 mm	186 L 67
	A011545	25 L 67 (A011006)	5,0 mm	312 L 67
ANT55V08	A011548	25 L 03 (A002021)	28,7 mm	186 L 03
	A011547	25 L 03 (A002021)	5,0 mm	312 L 03
ANT55V09	A011549	25 L 03 (A002021)	7,5 mm	311 L 03
	A011550	25 L 03 (A002021)	24,1 mm	313 L 03
ANT55V10	A011836	25 L 64 (A010028)	28,7 mm	186 L 64
	A011837	25 L 64 (A010028)	5,0 mm	312 L 64

KÖŞE TAKOZLARI (CORNER CLEAT)

Nr		L m	KESİM ÖLÇÜSÜ CUTTING SIZE	AKS. KODU ACS. CODE
ANT55V11	A011856	25 L 64 (A010028)	29,1 mm	181 L 64
	A011857	25 L 64 (A010028)	5,2 mm	185 L 64
ANT55M02	A011563	25 L 14 (A002059)	24,5 mm	310 L 14
	A011564	25 L 14 (A002059)	7,5 mm	311 L 14
ANT55M03	A011515	25 L 16 (A002061)	24,5 mm	310 L 16
	A011516	25 L 16 (A002061)	7,5 mm	311 L 16
ANT55M04	A011503	25 L 16 (A002061)	24,5 mm	310 L 16
	A011517	25 L 16 (A002061)	7,5 mm	311 L 16
ANT55M05	A011518	25 L 26 (A010540)	24,5 mm	310 L 26
	A011519	25 L 26 (A010540)	7,5 mm	311 L 26
ANT55M07	A011854	25 L 63 (A002427)	24,5 mm	310 L 63
	A011855	25 L 63 (A002427)	7,5 mm	311 L 63
ANT55M08	A011941	25 L 63 (A002427)	24,9 mm	322 L 63
	A011942	25 L 63 (A002427)	7,9 mm	323 L 63
ANT55A01	A011520	----	----	----
	A011521	25 L 10 (A002125)	29,7 mm	317 L 10
ANT55A04	A015930	25 L 75 (A011839)	16,7 mm	319 L 75
	A015929	25 L 75 (A011839)	9,4 mm	162 L 75

ORTA KAYIT BAĞLANTI (MULLION CONNECTION PIECE)

PROFIL KODU (PROFILE CODE)	25 J 35	25 J 36	25 J 37	
FABRİKA KODU (FACTORY CODE)	A011493	A011551	A011552	
AĞIRLIK (WEIGHT)	0,530 kg/m	0,962 kg/m	0,508 kg/m	
ÇİZİM (DRAWING)				

ORTA KAYIT BAĞLANTI (MULLION CONNECTION PIECE)

Nr		L m	KESİM ÖLÇÜSÜ CUTTING SIZE	AKS. KODU ACS. CODE
ANT55M02	A011563	25 J 36	20,4 mm	314 J 36
	A011564	25 J 37	20,4 mm	314 J 37
ANT55M03	A011515	25 J 36	25,7 mm	281 J 36
	A011516	25 J 37	25,7 mm	281 J 37
ANT55M04	A011503	25 J 36	25,7 mm	281 J 36
	A011517	25 J 37	25,7 mm	281 J 37
ANT55M05	A011518	25 J 36	45,7 mm	304 J 36
	A011519	25 J 37	45,7 mm	304 J 37

ORTA KAYIT BAĞLANTI (MULLION CONNECTION PIECE)

Nr		L m	KESİM ÖLÇÜSÜ CUTTING SIZE	AKS. KODU ACS. CODE
ANT55M07	A011854	25 J 36	14,8 mm	324 J 36
	A011855	25 J 37	14,8 mm	324 J 37
ANT55M08	A011941	25 J 36	14,8 mm	324 J 36
	A011942	25 J 37	14,8 mm	324 J 37
ANT55K01	A011524	25 J 36	58,7 mm	315 J 36
	A011525	25 J 37	58,7 mm	315 J 37

STOKTA BULUNAN SİSTEM PROFİLLERİNİN LİSTESİ (LIST OF SYSTEM PROFILES IN STOCK)

Nr		MİN. SİPARİŞ MİKTARI MIN. ORDER QUANTITY
ANT55F03	A011503	75 kg
	A011504	75 kg
ANT55V02	A011505	75 kg
	A011506	75 kg
ANT55V03	A011507	75 kg
	A011508	75 kg
ANT55V05	A011512	75 kg
	A011511	75 kg
ANT55M02	A011563	75 kg
	A011564	75 kg
ANT55M03	A011515	75 kg
	A011516	75 kg
ANT55M04	A010503	75 kg
	A011517	75 kg
ANT55K01	A011524	75 kg
	A011525	75 kg
ANT55A01	A011520	75 kg
	A011521	75 kg

* STOKTA BULUNMAYAN TÜM PROFİLLER İÇİN MİNİMUM SİPARİŞ MİKTARI 300 KG'DİR.

MINIMUM ORDER QUANTITY FOR ALL THE PROFILES THAT ARE NOT IN STOCK IS 300 KG.

MİMARİ KATALOG ARCHITECTURAL CATALOGUE

Alüminyum Kapı Pencere ve Giydirme Cephe Sistemleri
Aluminium Window Doors and Facade Systems



Rescara Sistem Detayları
Rescara System Details

RWT55+

DETAYLAR

DETAILS

01

02

03

04

05

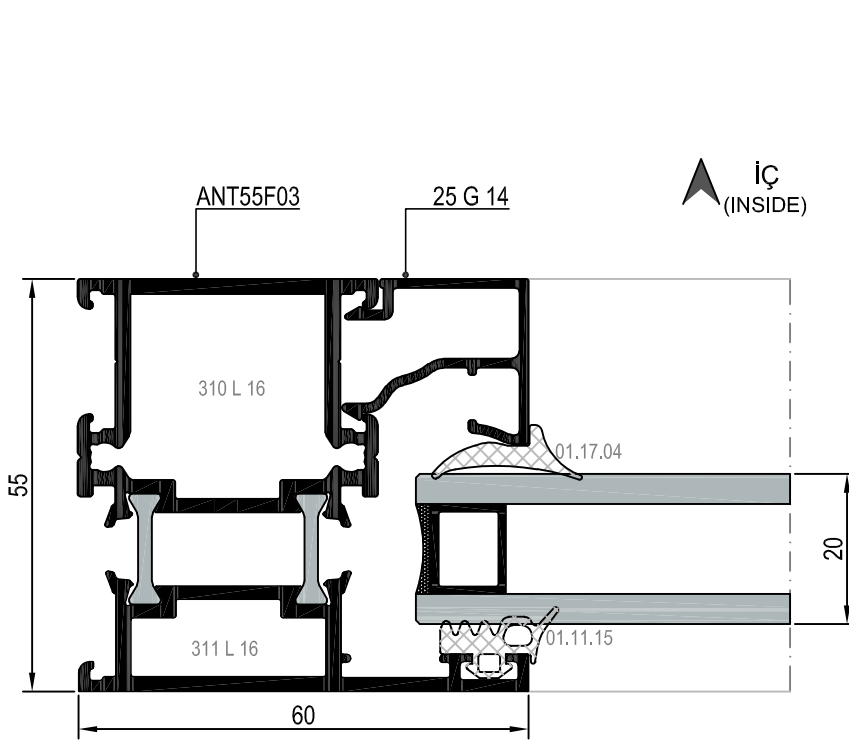
06

07

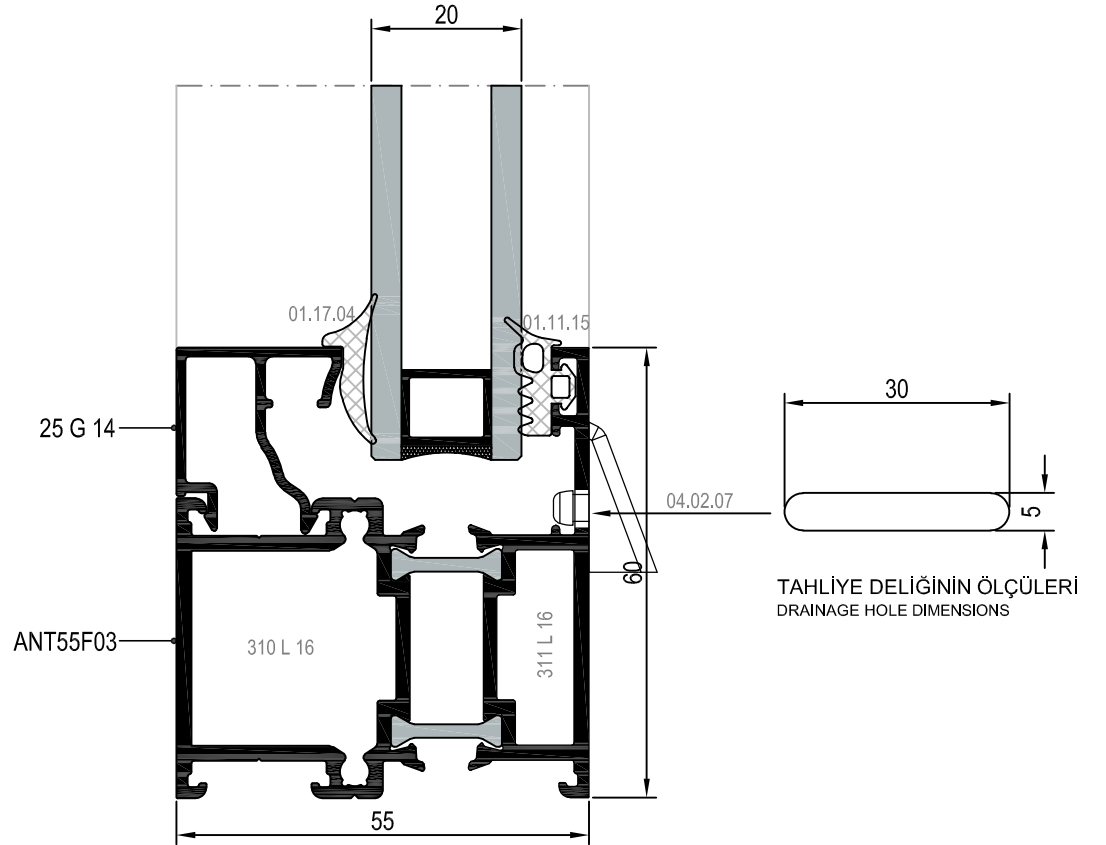
08

09

10

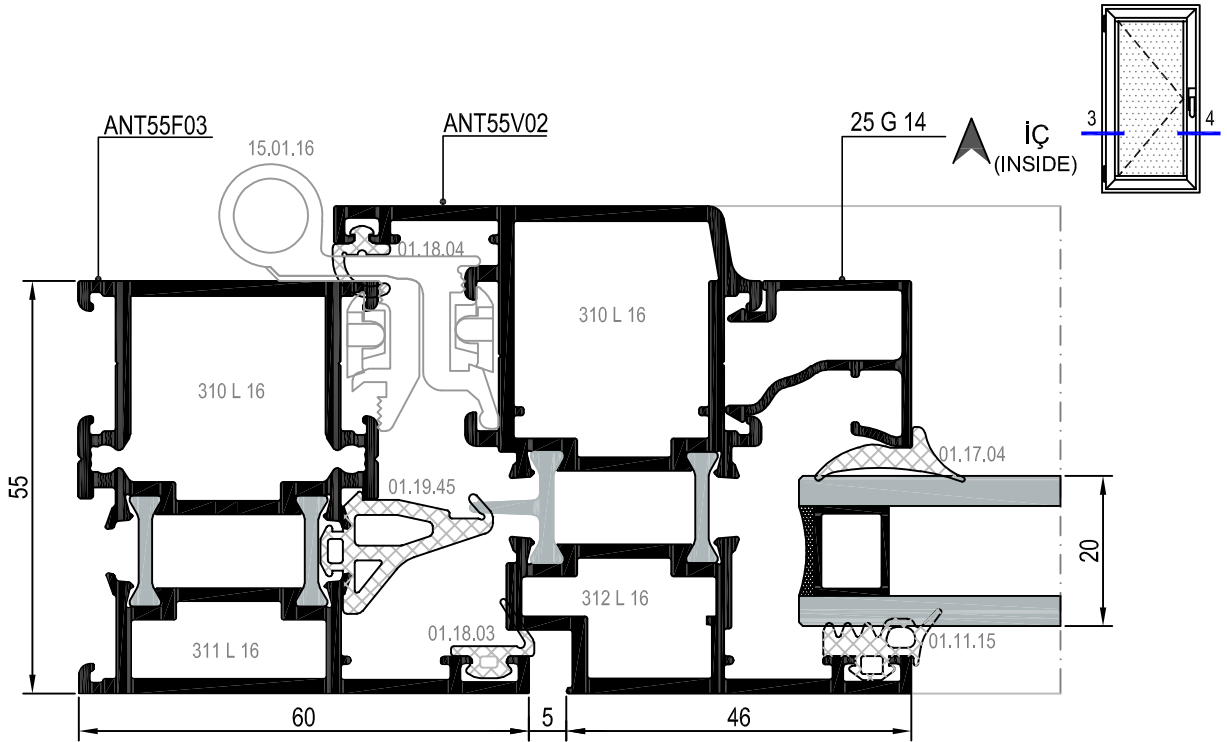


① DETAYI
DETAIL

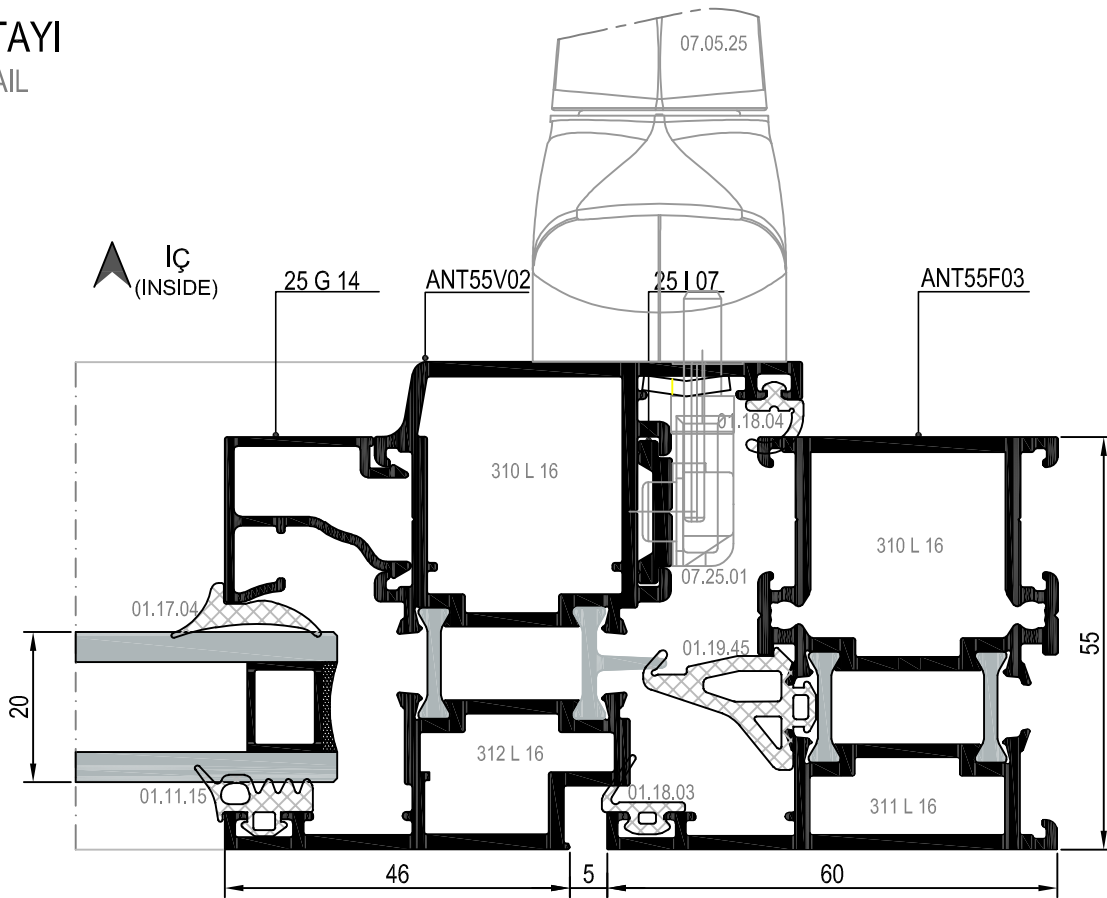


② DETAYI
DETAIL

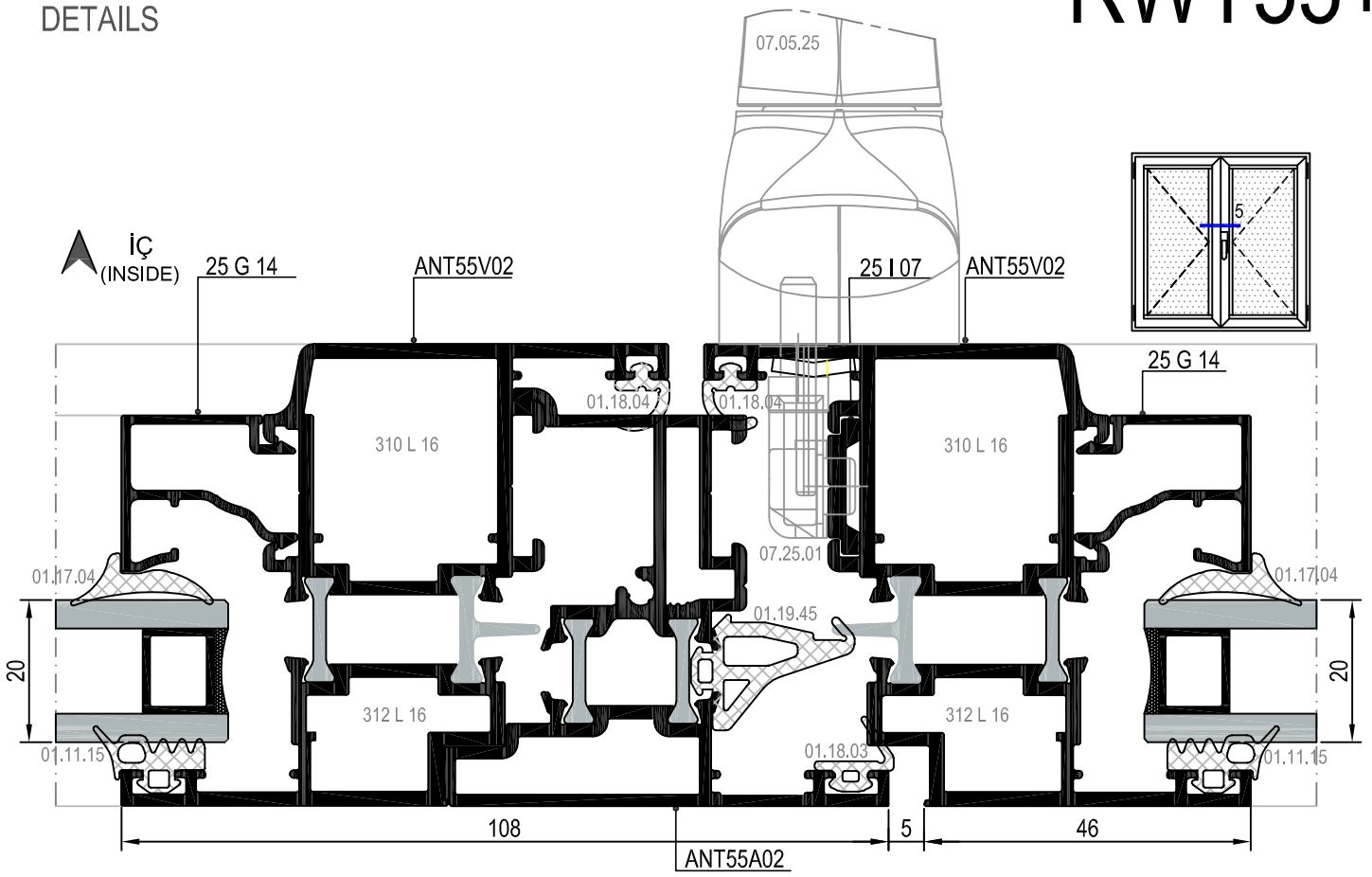
DIŞ
(OUTSIDE)



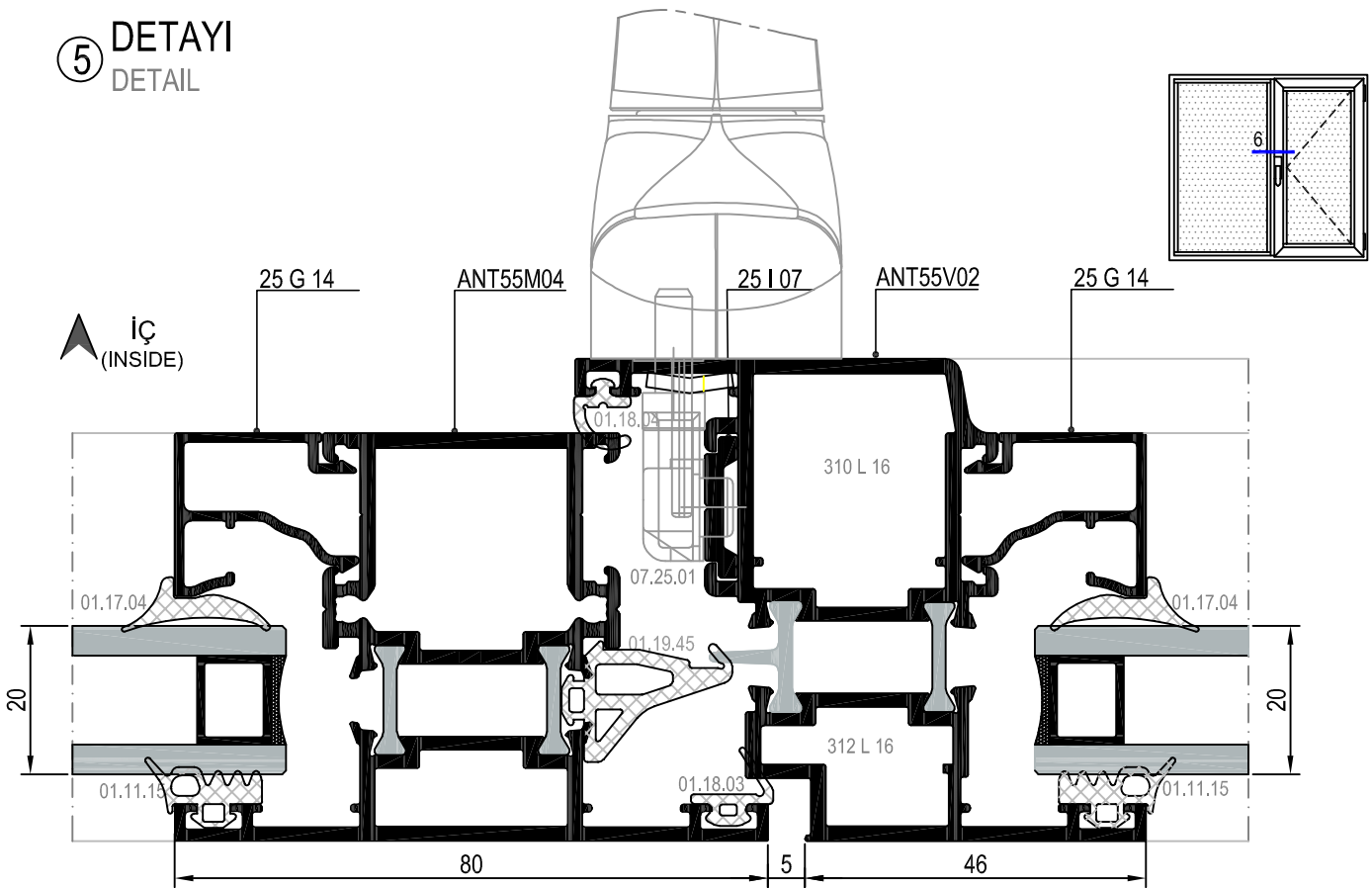
③ DETAYI
DETAIL



④ DETAYI
DETAIL



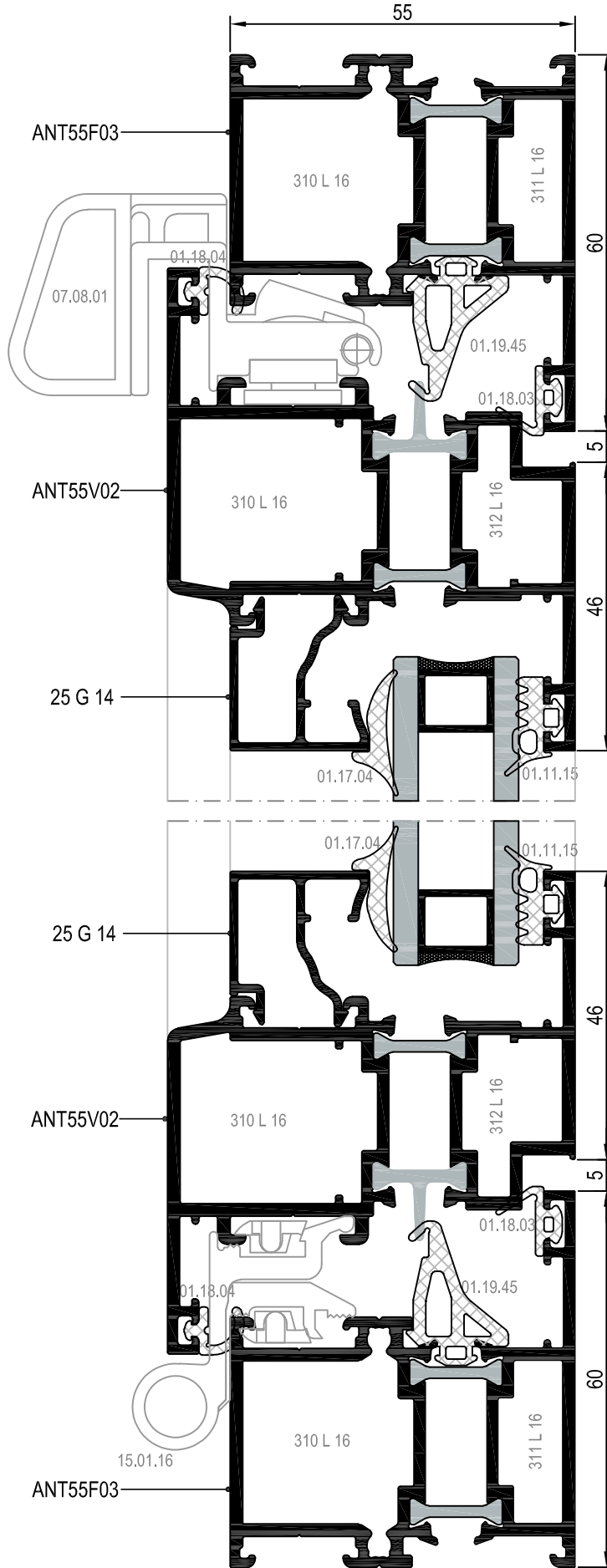
⑤ DETAYI
DETAIL



⑥ DETAYI
DETAIL

DETAYLAR
DETAILS

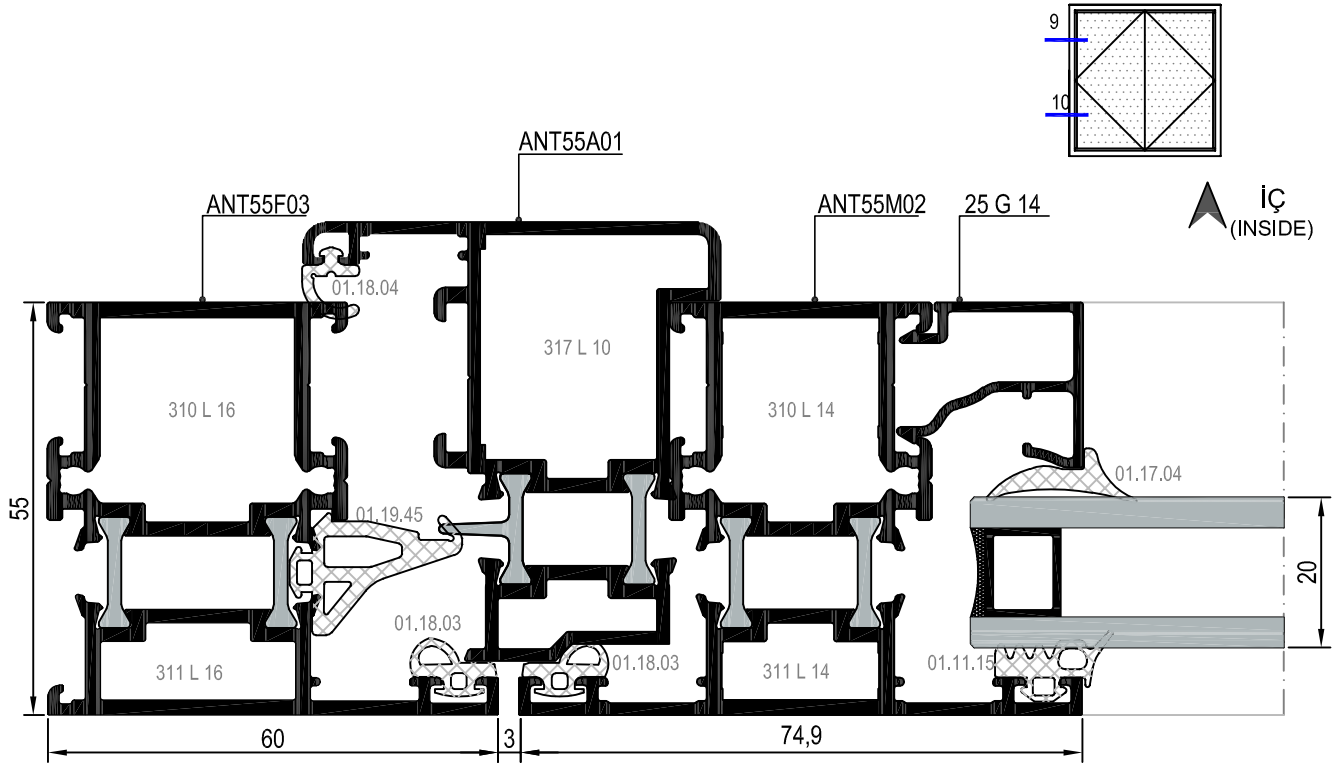
RWT55+



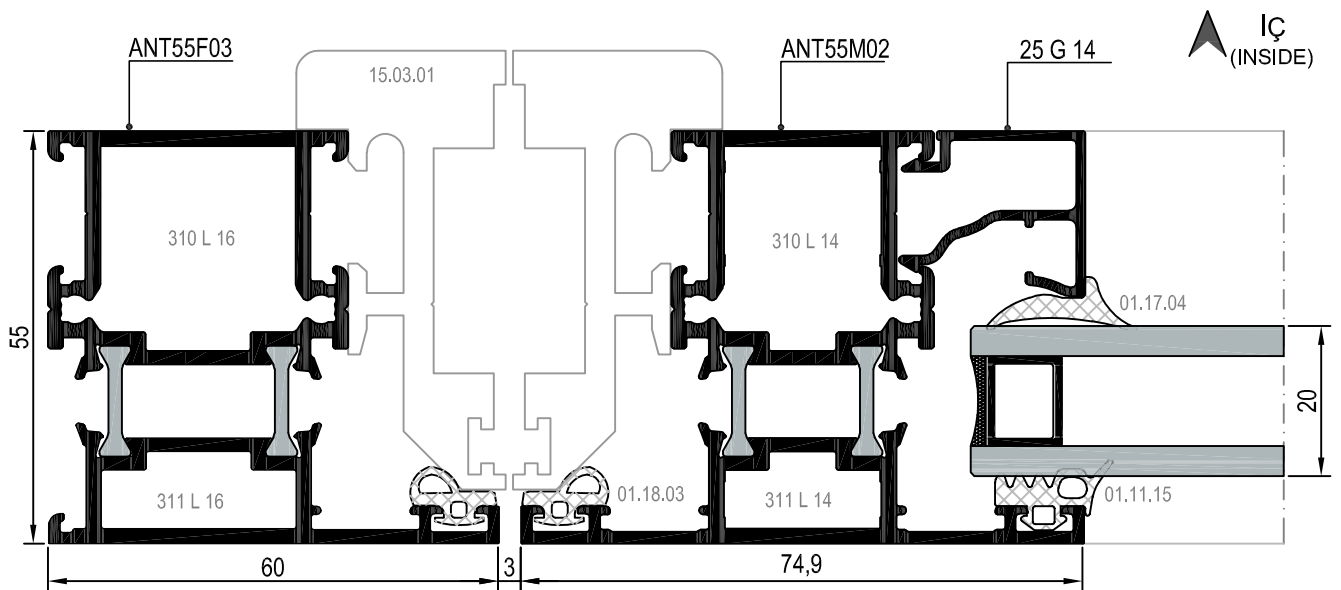
⑦ DETAYI
DETAIL

⑧ DETAYI
DETAIL

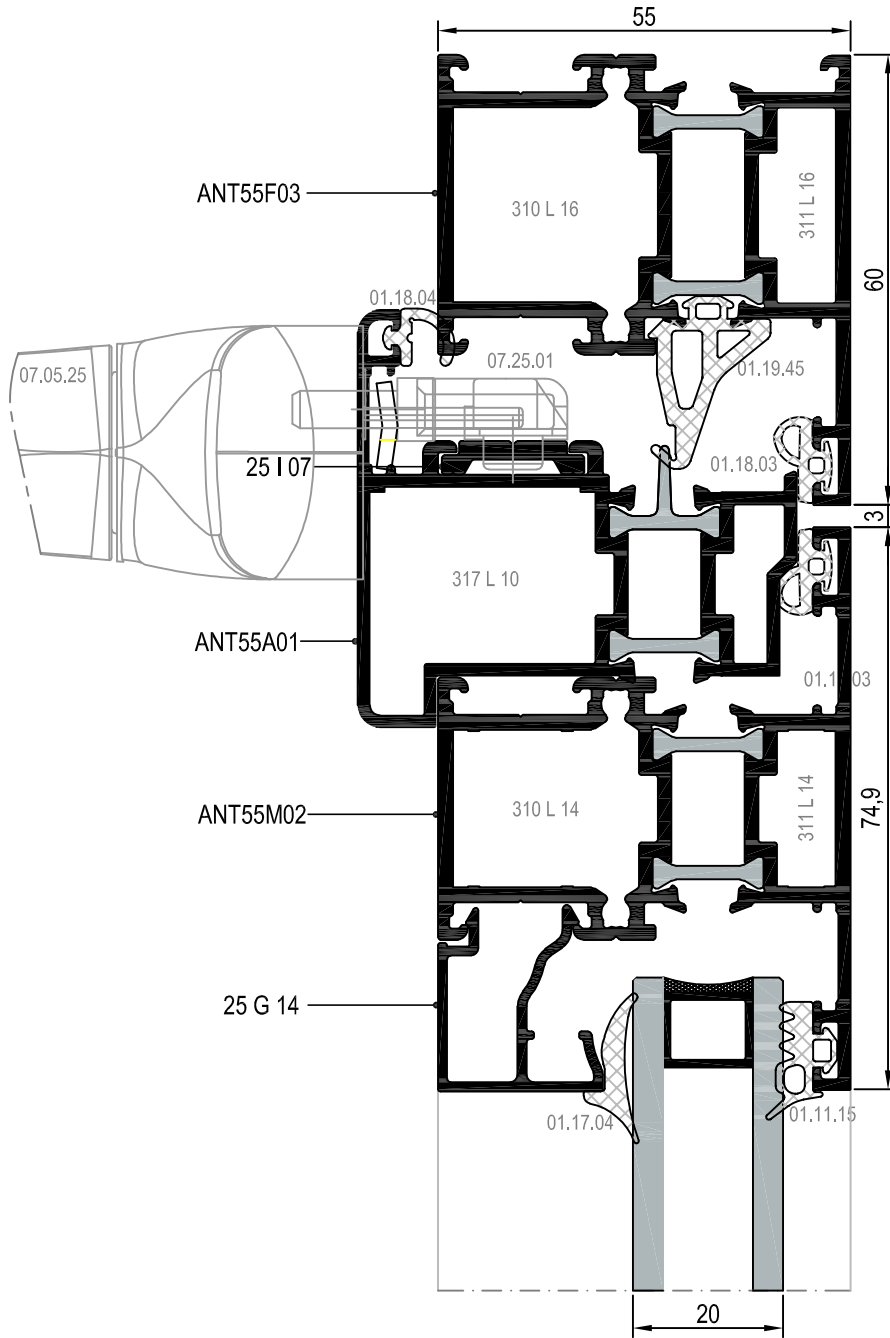
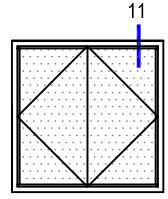
DIŞ
(OUTSIDE) ➤

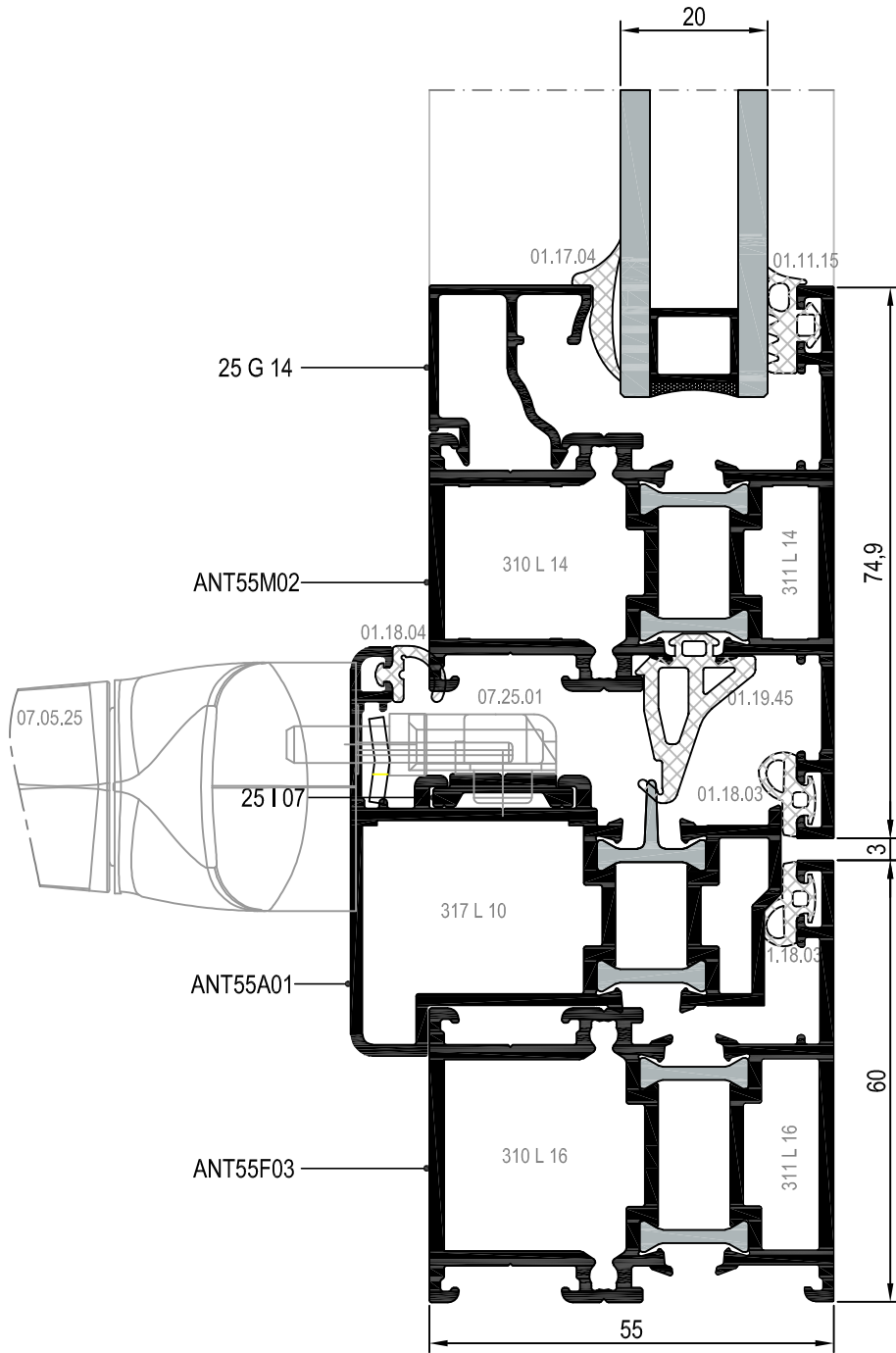
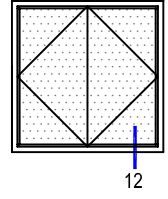


⑨ DETAYI
DETAIL

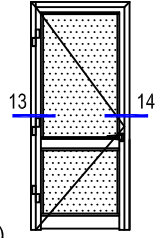


⑩ DETAYI
DETAIL

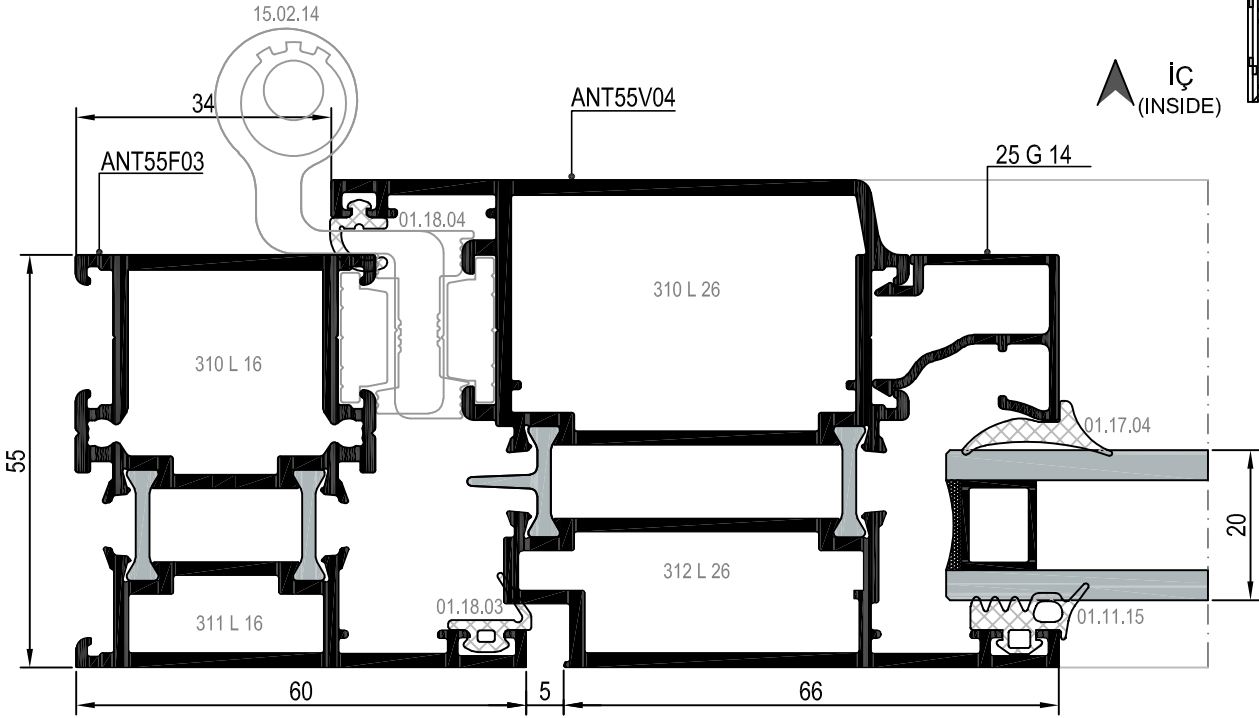




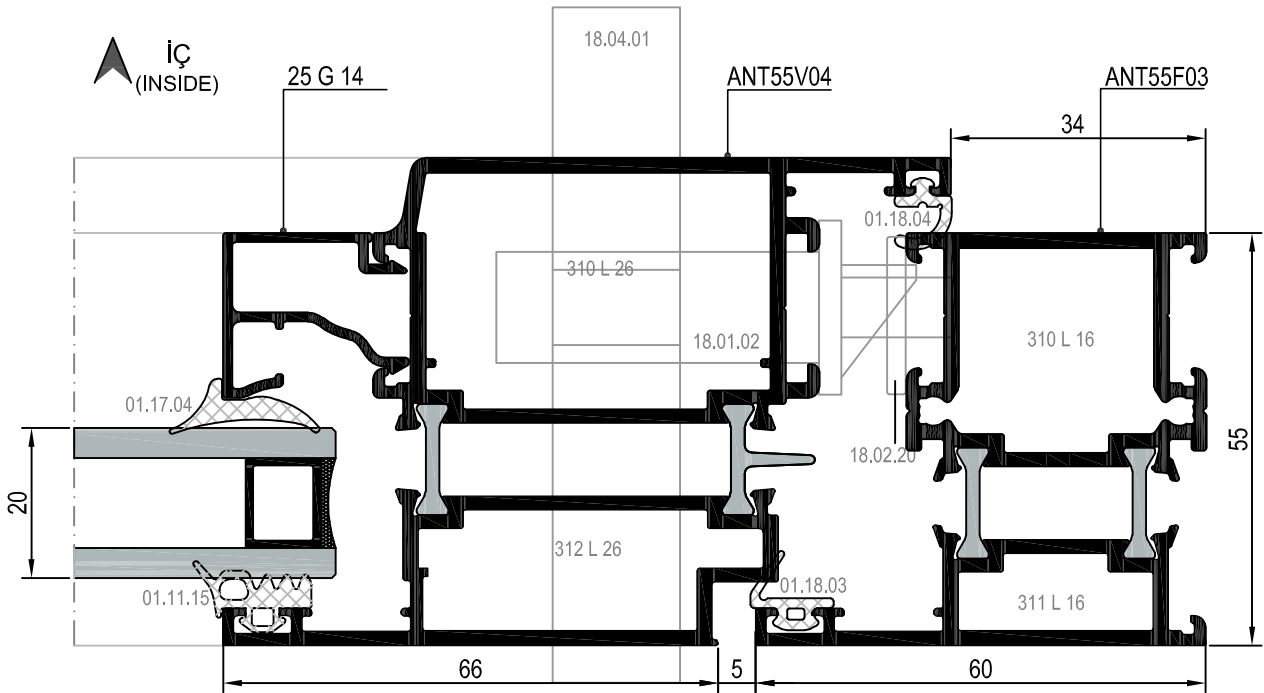
İÇE AÇILIM BİNİLİ KAPI DETAYLARI
INWARD OPENING DOOR DETAILS



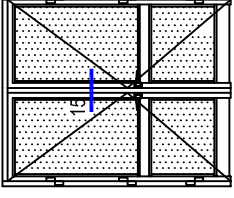
İÇ
(INSIDE)



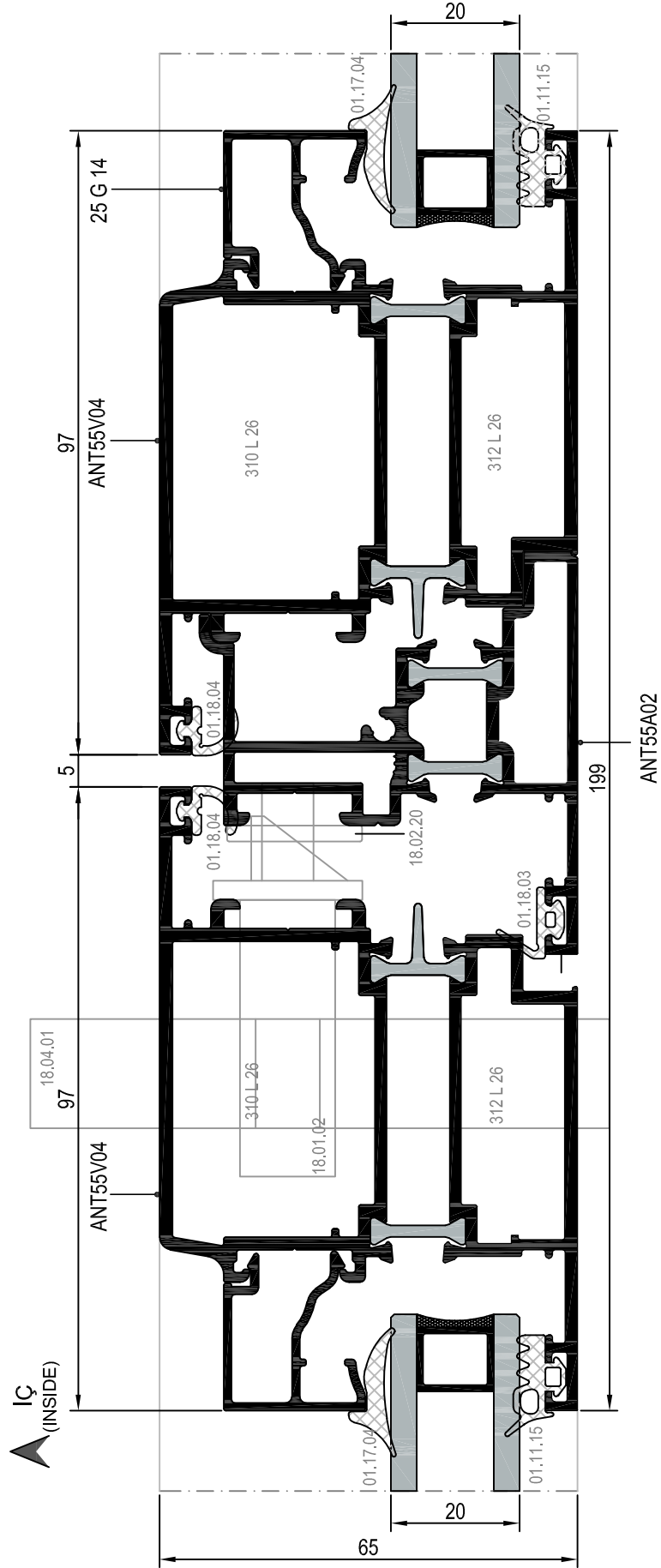
13 DETAYI
DETAIL

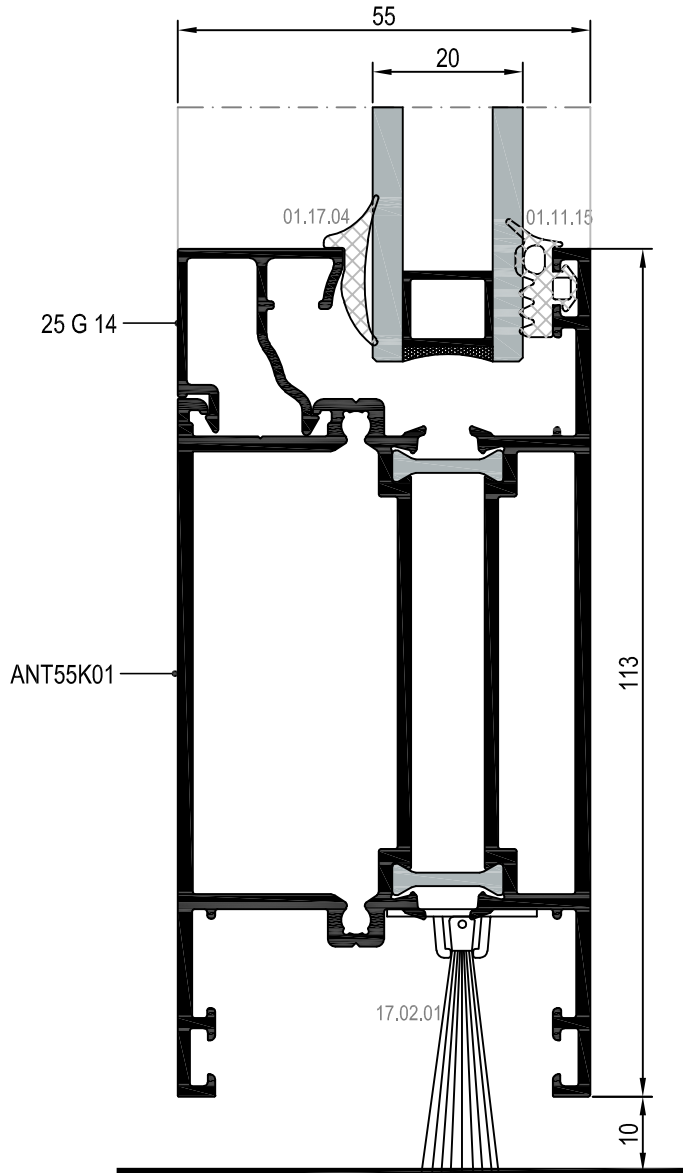
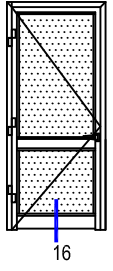


14 DETAYI
DETAIL

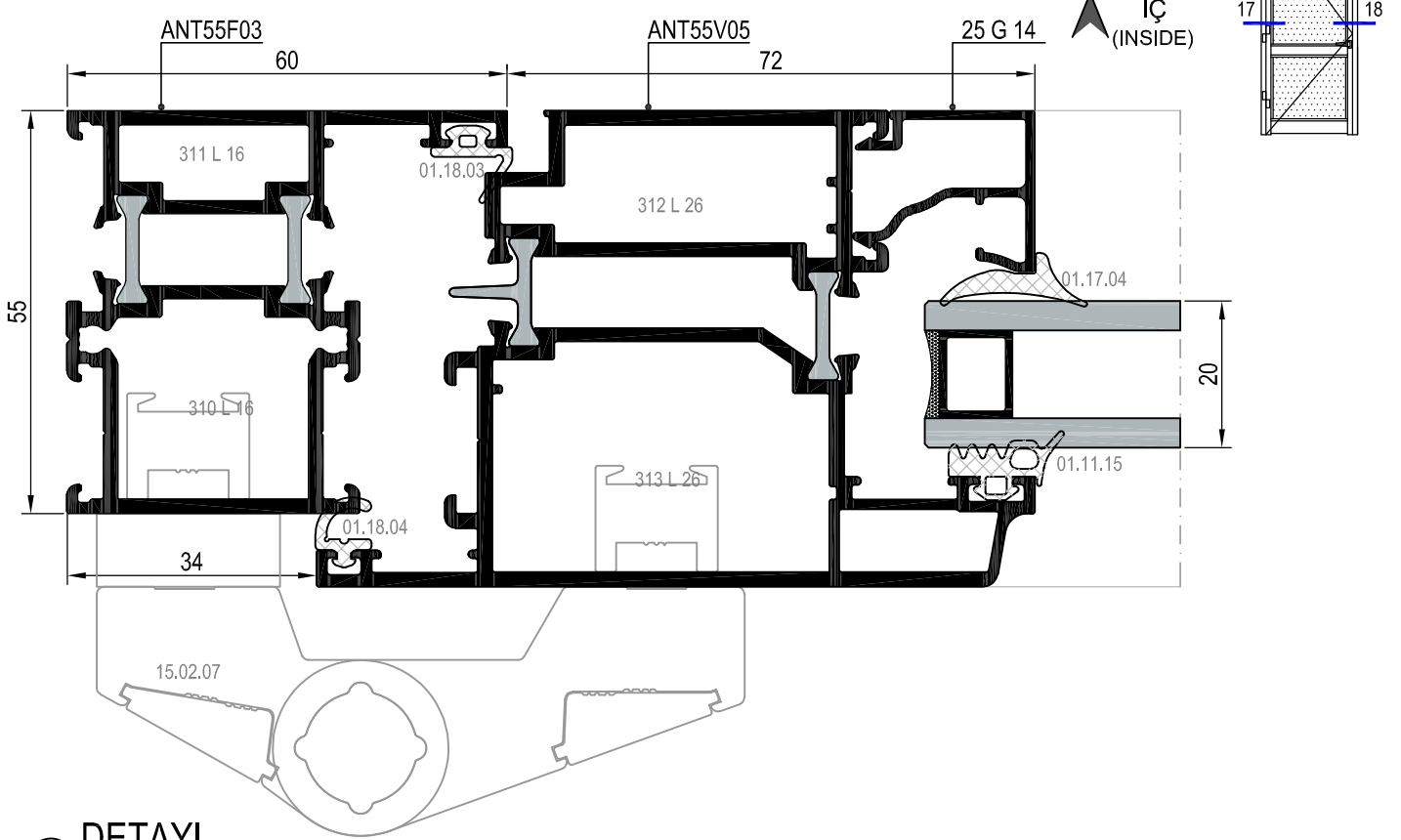


İÇE AÇILIM BİNLİ KAPI DETAYLARI
INWARD OPENING DOOR DETAILS

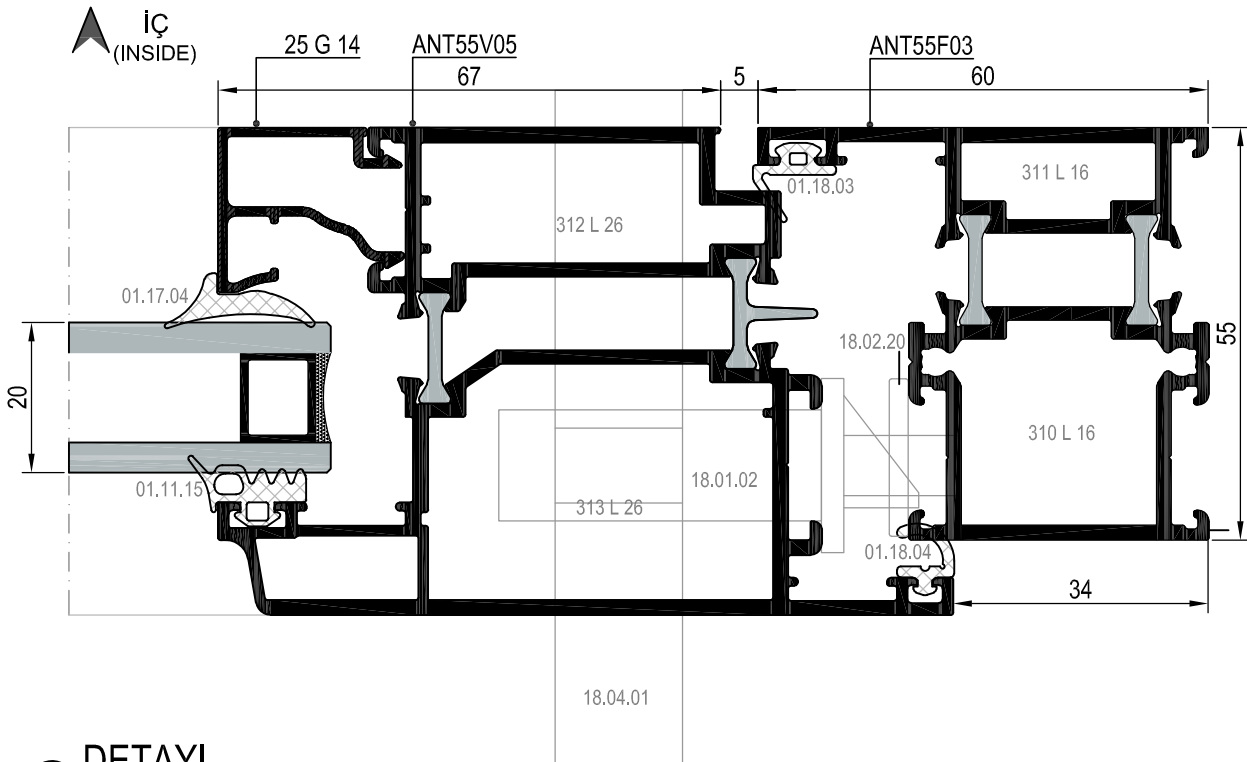




DIŐA AÇILIM KAPI DETAYLARI
OUTWARD OPENING DOOR DETAILS



17 DETAYI
DETAIL



18 DETAYI
DETAIL

MİMARİ KATALOG

ARCHITECTURAL CATALOGUE

Alüminyum Kapı Pencere ve Giydirme Cephe Sistemleri
Aluminium Window Doors and Facade Systems



Rescara Sistem Detayları
Rescara System Details

RWT55+

AKSESUARLAR

ACCESSORIES

01

02

03

04

05


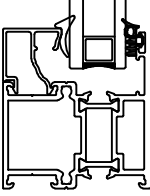

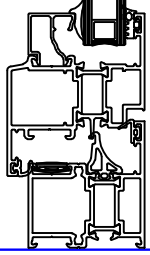

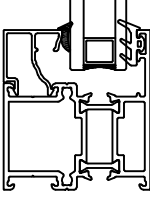

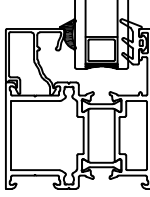

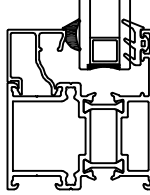

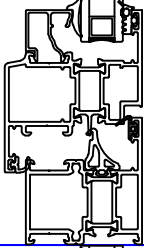

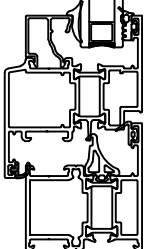

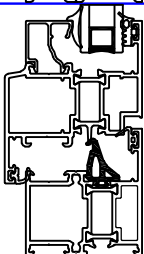
06

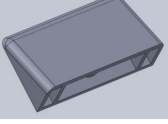
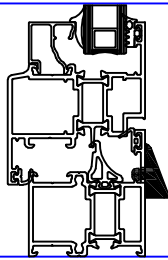

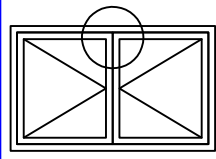

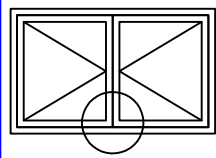
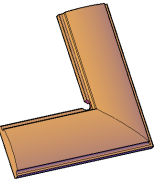
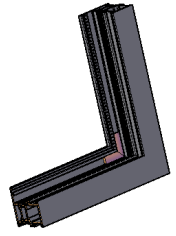
07

08

09

10

	<p>01.11.15</p> <p>DIŞ CAM FİTİLİ 4 mm OUTSIDE GLAZING GASKET 4 mm</p> <p>Malzeme / Material : EPDM Ağırlık / Weight : 78 gr/m Paket / Package: 190m / 15 kg</p>			<p>01.19.06</p> <p>ÇITA KANAL FİTİLİ ADAPTER GASKET</p> <p>Malzeme / Material : EPDM Ağırlık / Weight : 80 gr/m Paket / Package: 185 m / 15 kg</p>	
	<p>01.17.03</p> <p>İÇ CAM FİTİLİ 3 mm boşluk için INSIDE GLAZING GASKET for 3 mm space</p> <p>Malzeme / Material : EPDM Ağırlık / Weight : 59 gr/m Paket / Package: 254m / 15 kg</p>				
	<p>01.17.04</p> <p>İÇ CAM FİTİLİ 4 mm boşluk için INSIDE GLAZING GASKET for 4 mm space</p> <p>Malzeme / Material : EPDM Ağırlık / Weight : 69 gr/m Paket / Package: 215m / 15 kg</p>				
	<p>01.17.05</p> <p>İÇ CAM FİTİLİ 5 mm boşluk için INSIDE GLAZING GASKET for 5 mm space</p> <p>Malzeme / Material : EPDM Ağırlık / Weight : 89 gr/m Paket / Package: 168m / 15 kg</p>				
	<p>01.18.03</p> <p>DIŞ BİNİ FİTİLİ OUTSIDE ACOUSTICAL GASKET</p> <p>Malzeme / Material : EPDM Ağırlık / Weight : 41 gr/m Paket / Package: 365m / 15 kg</p>				
	<p>01.18.04</p> <p>İÇ BİNİ FİTİLİ INSIDE ACOUSTICAL GASKET</p> <p>Malzeme / Material : EPDM Ağırlık / Weight : 42 gr/m Paket / Package: 357m / 15 kg</p>				
	<p>01.19.45</p> <p>TOZLUK FİTİLİ CENTRAL GASKET</p> <p>Malzeme / Material : EPDM Ağırlık / Weight : 170 gr/m Paket / Package: 88m / 15 kg</p>				

	<p>04.02.07</p> <p>TAHLIYE KAPAĞI DRAINAGE COVER</p> <p>Malzeme / Material : PVC Renk / Colour : Siyah-Beyaz-Gri Black-White-Grey</p>				
	<p>04.06.58</p> <p>ADAPTÖR KAPAĞI ADAPTER CAP</p> <p>Malzeme / Material : PVC Renk / Colour : Siyah / Black ANT55A02 İÇİN / FOR ANT55A02</p>				
	<p>04.06.59</p> <p>ADAPTÖR KAPAĞI ADAPTER CAP</p> <p>Malzeme / Material : PVC Renk / Colour : Siyah / Black ANT55A02 İÇİN / FOR ANT55A02</p>				
	<p>04.07.18</p> <p>PVC KÖŞE ÇAVUŞU CORNER CLEAT (PVC)</p> <p>Malzeme / Material : PVC Renk / Colour : Siyah / Black</p>				

PENCERE MENTEŞELERİ / WINDOW HINGES



15.01.16

GIESSE PENCERE MENTEŞESİ
GIESSE HINGE FOR WINDOWS

Renk / Colour : Siyah-Beyaz-Gri-Eloksal
Black-White-Grey-Anodised

75 kg için 2 adet, 85 kg için 3 adet kullanılmalıdır. / Should be used 2 for 75 kg,3 for 85 kg.
EN 1935:2002

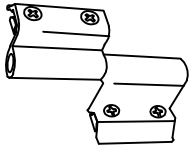


15.01.03

RESCARA PENCERE MENTEŞESİ
HINGE FOR WINDOWS

Renk / Colour : Pres-Eloksal
Press-Anodised

75 kg için 2 adet, 85 kg için 3 adet kullanılmalıdır. / Should be used 2 for 75 kg,3 for 85 kg.
EN 1935:2002

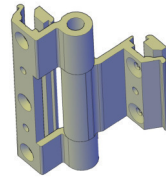


15.01.08

YERLİ PENCERE MENTEŞESİ
LOCAL HINGE FOR WINDOWS

Renk / Colour : Siyah-Beyaz-Gri-Eloksal
Black-White-Grey-Anodised

50 kg için 2 adet kullanılmalıdır. / Should be used 2 for 50 kg.
Max. kanat ölçüsü 900x1300 / Max. vent dimension 900x1300
TS EN 1935



15.01.12

YERLİ PENCERE MENTEŞESİ
LOCAL HINGE FOR WINDOWS

Renk / Colour : Siyah-Beyaz-Gri-Eloksal
Black-White-Grey-Anodised

TS EN 1935



15.01.17

GIESSE GİZLİ PENCERE MENTEŞESİ (SAĞ)
GIESSE HIDDEN HINGE FOR WINDOWS (RIGHT)

Malzeme / Material : Paslanmaz Çelik
Stainless Steel

100 kg için 2 adet kullanılmalıdır. / Should be used 2 for 100 kg.

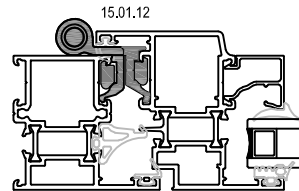
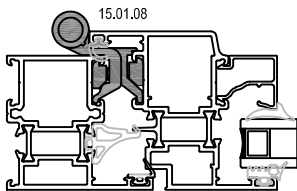
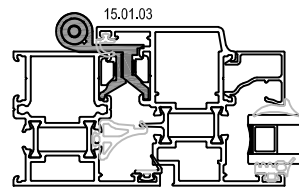
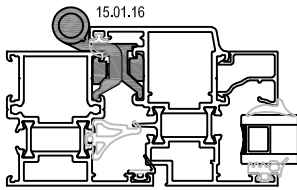


15.01.18

GIESSE GİZLİ PENCERE MENTEŞESİ (SOL)
GIESSE HIDDEN HINGE FOR WINDOWS (LEFT)

Malzeme / Material : Paslanmaz Çelik
Stainless Steel

100 kg için 2 adet kullanılmalıdır. / Should be used 2 for 100 kg.



Ölçek/Scale: 1/3

KAPI MENTEŞELERİ / DOOR HINGES



15.02.14

GIESSE KAPI MENTEŞESİ
GIESSE HINGE FOR DOORS

Renk / Colour : Siyah-Beyaz-Eloksal
Black-White-Anodized

100 kg için 2 adet, 120 kg için 3 adet kullanılmalıdır. / Should be used 2 for 100 kg, 3 for 120 kg.
EN 1935




15.02.09

YERLİ KAPI MENTEŞESİ
LOCAL HINGE FOR DOORS

Renk / Colour : Siyah-Beyaz-Grİ-Eloksal
Black-White-Grey-Anodized

85 kg için 3 adet kullanılmalıdır. / Should be used 3 for 85 kg.
Max. kanat ölçüsü 900x2200 / Max. vent dimension 900x2200
TS EN 1935




15.02.12

YERLİ KAPI MENTEŞESİ
LOCAL HINGE FOR DOORS

Renk / Colour : Siyah-Beyaz-Grİ-Eloksal
Black-White-Grey-Anodized

100 kg için 3 adet kullanılmalıdır. / Should be used 3 for 100 kg.
Max. kanat ölçüsü 900x2300 / Max. vent dimension 900x2300
TS EN 1935



15.02.07

YERLİ KAPI MENTEŞESİ
LOCAL HINGE FOR DOORS

Renk / Colour : Siyah-Beyaz-Grİ-Eloksal
Black-White-Grey-Anodized

100 kg için 2 adet kullanılmalıdır. / Should be used 2 for 100 kg.
Max. kanat ölçüsü 900x2200 / Max. vent dimension 900x2200
TS EN 1935



15.02.20

RESCARA KAPI MENTEŞESİ
RESCARA HINGE FOR DOORS

Renk / Colour : Siyah-Beyaz-Grİ-Pres-Eloksal
Black-White-Grey-Press-Anodized

120 kg için 2 adet kullanılmalıdır. / Should be used 2 for 120 kg.
TS EN 1935

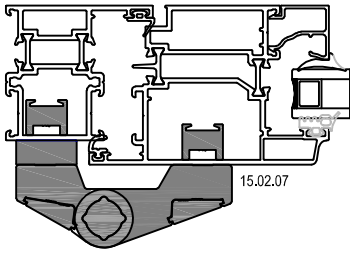


15.02.21

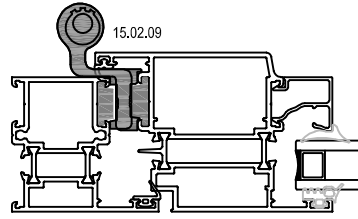
RESCARA KAPI MENTEŞESİ
RESCARA HINGE FOR DOORS

Renk / Colour : Siyah-Beyaz-Grİ-Pres-Eloksal
Black-White-Grey-Press-Anodized

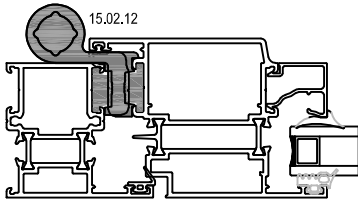
160 kg için 2 adet kullanılmalıdır. / Should be used 2 for 160 kg.
TS EN 1935



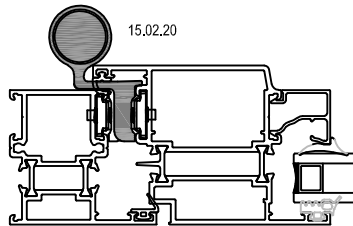
15.02.07



15.02.09



15.02.12



15.02.20

Ölçek/Scale: 1/3

ÇİFT EKSEN MEKANİZMALARI / TILT & TURN MECHANISMS



GIESSE FUTURA ÇİFT AÇILIM SETİ 80 kg
GIESSE FUTURA TILT & TURN MECHANISM 80 kg

Renk / Colour : Siyah-Beyaz-Gri
Black-White-Silver

KANAT GENİŞLİĞİ SASH WIDTH	KANAT YÜKSEKLİĞİ SASH HEIGHT	KANAT AĞIRLIĞI SASH WEIGHT	GIESSE ÇİFT AÇILIM SETİ GIESSE TILT & TURN MECHANISM	ÇİFT AÇILIM SETİ TILT & TURN MECHANISM
410- 569 mm	600-1200 mm	80 kg	07.06.62	Çift Açılım Seti Tip 1 / Tilt & Turn Mechanism
410- 569 mm	1201-2500 mm	80 kg	07.06.63	Çift Açılım Seti Tip 1 + Arka Kilitleme / Tilt & Turn Mechanism Style 1+ Additional Tilt&Turn (Back)
570-1000 mm	600-1200 mm	80 kg	07.06.64	Çift Açılım Seti Tip 2 / Tilt & Turn Mechanism Style 2
570-1000 mm	1201-2500 mm	80 kg	07.06.65	Çift Açılım Seti Tip 2 + Arka Kilitleme / Tilt & Turn Mechanism Style 2+ Additional Tilt&Turn (Back)
1001-1700 mm	600-1200 mm	80 kg	07.06.66	Çift Açılım Seti Tip 2 + Alt Kilitleme +İlave Makas / Tilt & Turn Mechanism Style 2+ Additional Tilt&Turn (Down) + Additional Arm
1001-1700 mm	1201-2500 mm	80 kg	07.06.67	Çift Açılım Seti Tip 2 + Alt Kilitleme +Arka Kilitleme+İlave Makas / Tilt & Turn Mechanism Style 2+ Additional Tilt&Turn (Down)+ Additional Tilt&Turn (Back)+ Additional Arm

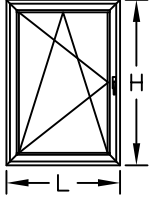
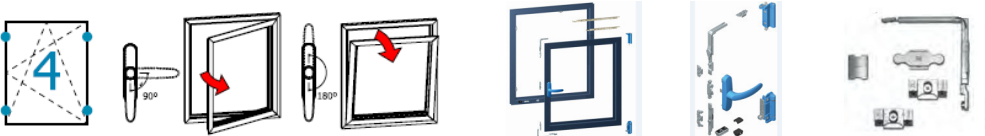


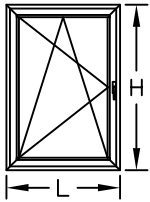

GIESSE GİZLİ MENTEŞE ÇİFT AÇILIM SETİ 100 kg
GIESSE HIDDEN HINGE TILT & TURN MECHANISM 100 kg

Renk / Colour : Siyah-Beyaz-Gri
Black-White-Silver

KANAT GENİŞLİĞİ SASH WIDTH	KANAT YÜKSEKLİĞİ SASH HEIGHT	KANAT AĞIRLIĞI SASH WEIGHT	GIESSE ÇİFT AÇILIM SETİ GIESSE TILT & TURN MECHANISM	GIESSE GİZLİ MENTEŞE ÇİFT AÇILIM SETİ GIESSE HIDDEN HINGE TILT & TURN MECHANISM
600-1000 mm	600-1200 mm	100 kg	07.06.81	Gizli Menteşe Çift Açılım Seti Sağ /Hidden Hinge Tilt & Turn Mechanism Right
600-1000 mm	600-1200 mm	100 kg	07.06.82	Gizli Menteşe Çift Açılım Seti Sol /Hidden Hinge Tilt & Turn Mechanism Left
600-1000 mm	1201-2500 mm	100 kg	07.06.83	Gizli Menteşe Çift Açılım Seti Sağ+İlave Kilit /Hidden Hinge Tilt & Turn Mechanism Right+ Additional Locking
600-1000 mm	1201-2500 mm	100 kg	07.06.84	Gizli Menteşe Çift Açılım Seti Sol+İlave Kilit /Hidden Hinge Tilt & Turn Mechanism Left+ Additional Locking
1001-1700 mm	600-1200 mm	100 kg	07.06.85	Gizli Menteşe Çift Açılım Seti Sağ+İlave Kilit /Hidden Hinge Tilt & Turn Mechanism Right+ Additional Locking
1001-1700 mm	600-1200 mm	100 kg	07.06.86	Gizli Menteşe Çift Açılım Seti Sol+İlave Kilit /Hidden Hinge Tilt & Turn Mechanism Left+ Additional Locking
1001-1700 mm	1201-2500 mm	100 kg	07.06.87	Gizli Menteşe Çift Açılım Seti Sağ+İlave Kilit (2 Adet) /Hidden Hinge Tilt & Turn Mechanism Right+ Additional Locking (2 Unit)
1001-1700 mm	1201-2500 mm	100 kg	07.06.88	Gizli Menteşe Çift Açılım Seti Sol+İlave Kilit (2 Adet) /Hidden Hinge Tilt & Turn Mechanism Left+ Additional Locking (2 Unit)

ÇİFT EKSEN MEKANİZMALARI / TILT & TURN MECHANISMS

	<p>RESCARA ÇİFT AÇILIM SETİ 130 kg RESCARA TILT & TURN MECHANISM 130 kg Renk / Colour : Siyah-Beyaz-Gri Black-White-Grey</p>					
						
KANAT GENİŞLİĞİ SASH WIDTH L (m)	KANAT YÜKSEKLİĞİ SASH HEIGHT H (m)	KANAT AĞIRLIĞI SASH WEIGHT KG	MEKANİZMA MECHANISM	MAKAS ARM	İLAVE KİLİTLEME ADDITIONAL LOCKING	İLAVE MAKAS ADDITIONAL ARM
563-1000 mm	600-1200 mm	130 kg	07.06.79	07.06.80	—	—
563-1000 mm	1200-2500 mm	130 kg	07.06.79	07.06.80	07.06.76	—
1000-1700 mm	600-1200 mm	130 kg	07.06.79	07.06.80	07.06.76	07.06.77
1000-1700 mm	1200-2500 mm	130 kg	07.06.79	07.06.80	07.06.76 (2 ADET)	07.06.77

	<p>RESCARA AKILLI ÇİFT AÇILIM SETİ 130 kg RESCARA TBT TILT & TURN MECHANISM 130 kg Renk / Colour : Siyah-Beyaz-Gri Black-White-Grey KOL ANAHTARLIDIR / HANDLE WITH KEYLOCK</p>					
						
KANAT GENİŞLİĞİ SASH WIDTH L (m)	KANAT YÜKSEKLİĞİ SASH HEIGHT H (m)	KANAT AĞIRLIĞI SASH WEIGHT KG	MEKANİZMA MECHANISM	MAKAS ARM	İLAVE KİLİTLEME ADDITIONAL LOCKING	İLAVE MAKAS ADDITIONAL ARM
563-1000 mm	600-1200 mm	130 kg	07.06.74 (TBT)	07.06.75 (TBT)	—	—
563-1000 mm	1200-2500 mm	130 kg	07.06.74 (TBT)	07.06.75 (TBT)	07.06.76	—
1000-1700 mm	600-1200 mm	130 kg	07.06.74 (TBT)	07.06.75 (TBT)	—	07.06.77
1000-1700 mm	1200-2500 mm	130 kg	07.06.74 (TBT)	07.06.75 (TBT)	07.06.76	07.06.77

PVC KANAL İÇİN AÇILIM SETLERİ / OPENING SETS FOR PVC CHANNEL



07.05.41

RESCARA AKUSTİK PENCERE KOLU
RESCARA ACOUSTIC HANDLE

Renk / Colour : Siyah-Beyaz-Gri
Black-White-Grey



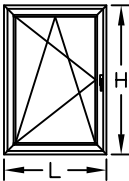
07.05.42

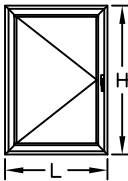
RESCARA AKUSTİK PENCERE KOLU
RESCARA ACOUSTIC HANDLE

Renk / Colour : Siyah-Beyaz-Gri
Black-White-Grey

*KOL SETE DAHİL DEĞİLDİR.
HANDLE IS NOT INCLUDED IN THE SET.

*KOL SEÇENEKLERİ; 07.05.41 - 07.05.42
HANDLE OPTIONS; 07.05.41 - 07.05.42

		PVC KANALLI ÇİFT AÇILIM SETİ 80 kg TILT & TURN MECHANISM FOR PVC CHANNEL 80 kg Renk / Colour : Siyah-Beyaz-Gri Black-White-Silver		
KANAT GENİŞLİĞİ SASH WIDTH L (mt)	KANAT YÜKSEKLİĞİ SASH HEIGHT H (mt)	KANAT AĞIRLIĞI SASH WEIGHT (KG)	SAĞ RIGHT	SOL LEFT
501-750 mm	951-1450 mm	80 kg	07.30.01	07.30.02
501-750 mm	1451-1950 mm	80 kg	07.30.05	07.30.06
501-750 mm	1951-2450 mm	80 kg	07.30.07	07.30.08
751-1000 mm	951-1450 mm	80 kg	07.30.09	07.30.10
751-1000 mm	1451-1950 mm	80 kg	07.30.13	07.30.14
751-1000 mm	1951-2450 mm	80 kg	07.30.15	07.30.16
1001-1200 mm	951-1450 mm	80 kg	07.30.17	07.30.18
1001-1200 mm	1451-1950 mm	80 kg	07.30.21	07.30.22
1001-1200 mm	1951-2450 mm	80 kg	07.30.23	07.30.24
1201-1450 mm	951-1450 mm	80 kg	07.30.25	07.30.26
1201-1450 mm	1451-1950 mm	80 kg	07.30.29	07.30.30
1201-1450 mm	1951-2450 mm	80 kg	07.30.31	07.30.32
1451-1600 mm	951-1450 mm	80 kg	07.30.33	07.30.34
1451-1600 mm	1451-1950 mm	80 kg	07.30.37	07.30.38
1451-1600 mm	1951-2450 mm	80 kg	07.30.39	07.30.40

		PVC KANALLI TEK AÇILIM SETİ 80 kg SIDE HUNG OPENING SET FOR PVC CHANNEL 80 kg Renk / Colour : Siyah-Beyaz-Gri Black-White-Silver	
KANAT YÜKSEKLİĞİ SASH HEIGHT H (mt)	KANAT AĞIRLIĞI SASH WEIGHT (KG)	SAĞ RIGHT	SOL LEFT
501-600 mm	80 kg	07.27.01	07.27.02
601-800 mm	80 kg	07.27.03	07.27.04
801-900 mm	80 kg	07.27.05	07.27.06
901-1000 mm	80 kg	07.27.07	07.27.08
1001-1100 mm	80 kg	07.27.09	07.27.10
1101-1200 mm	80 kg	07.27.11	07.27.12
1201-1300 mm	80 kg	07.27.13	07.27.14
1301-1400 mm	80 kg	07.27.15	07.27.16
1401-1600 mm	80 kg	07.27.17	07.27.18
1601-1800 mm	80 kg	07.27.19	07.27.20
1801-2000 mm	80 kg	07.27.21	07.27.22
2000-2200 mm	80 kg	07.27.23	07.27.24

*PVC KANALLI TEK AÇILIM SETİ İÇİN KANAT GENİŞLİĞİ L<1000MM OLMALIDIR.
DAHA BÜYÜK ÖLÇÜLER İÇİN İRTİBATA GEÇEBİLİRSİNİZ.
PERIMETRIC GROOVE (16MM) SIDE HUNG OPENING KIT FOR L<1000MM.
FOR L>1000MM PLEASE CONTACT TECHNICAL OFFICE.

PENCERE KOLLARI / WINDOW HANDLES



07.05.25

GIESSE İSPANYOLET KOL (ÇİFT DİLLİ)
GIESSE HANDLE FOR WINDOWS (DOUBLE RAIL)

Renk / Colour : Siyah-Beyaz-Gri
Black-White-Grey

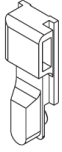
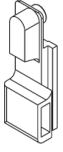
UNI CEI EN ISO / IEC 17050



07.05.33

GIESSE ANAHTARLI İSPANYOLET KOL (ÇİFT DİLLİ)
GIESSE KEY HANDLE FOR WINDOWS (DOUBLE RAIL)

Renk / Colour : Siyah-Beyaz-Gri
Black-White-Grey



07.25.01

GIESSE TIJ BAĞLANTI PARÇASI
GIESSE CONNECTION ROD

Renk / Colour : Siyah / Black
Malzeme / Material : Polyamid / Polyamide

07.05.25 , 07.05.33 ve 07.05.34 Kol için / For Handle 07.05.25 , 07.05.33 and 07.05.34



07.05.34

GIESSE SÖKÜLEBİLİR KOL GÖVDESİ (ÇİFT DİLLİ)
GIESSE REMOVABLE HANDLE BODY (DOUBLE RAIL)

Renk / Colour : Siyah-Beyaz-Gri
Black-White-Grey



07.05.29

RESCARA GLOBAL ANAHTARLI PENCERE KOLU (TEK DİLLİ)
RESCARA GLOBAL KEY HANDLE FOR WINDOWS (SINGLE RAIL)

Renk / Colour : Siyah-Beyaz-Gri
Black-White-Grey

EN 1670



07.05.35

GIESSE SÖKÜLEBİLİR KOL
GIESSE REMOVABLE HANDLE

Renk / Colour : Siyah
Black



07.13.07

RESCARA KOL BAĞLANTI PARÇASI
RESCARA CONNECTION PART FOR HANDLE

Malzeme / Material : Zamak / Zamak

07.05.29 Kol için / For Handle 07.05.29



07.05.30

RESCARA GLOBAL SÖKÜLEBİLİR KOL GÖVDESİ (ÇİFT DİLLİ)
RESCARA GLOBAL REMOVABLE HANDLE BODY (DOUBLE RAIL)

Renk / Colour : Siyah-Beyaz-Gri
Black-White-Grey

EN 1670



07.05.28

RESCARA GLOBAL PENCERE KOLU (TEK DİLLİ)
RESCARA GLOBAL HANDLE FOR WINDOWS (SINGLE RAIL)

Renk / Colour : Siyah-Beyaz-Gri
Black-White-Grey

EN 1670



07.05.31

RESCARA SÖKÜLEBİLİR KOL
RESCARA REMOVABLE HANDLE

Renk / Colour : Siyah / Black

EN 1670



07.05.32

RESCARA GLOBAL PENCERE KOLU (ÇİFT DİLLİ)
RESCARA GLOBAL HANDLE FOR WINDOWS (DOUBLE RAIL)

Renk / Colour : Siyah-Beyaz-Gri
Black-White-Grey

EN 1670, 13126-8



07.13.08

RESCARA KOL BAĞLANTI PARÇASI
RESCARA CONNECTION PART FOR HANDLE

Renk / Colour : Siyah / Black
Malzeme / Material : PVC

07.05.28, 07.05.30 ve 07.05.32 Kol için / For Handle 07.05.28, 07.05.30 and 07.05.32

İSPANYOLET KİLİTLEME PARÇALARI / LOCKING KITS



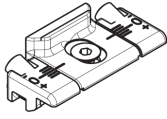
07.13.03

PİM
LOCK PIN
Malzeme / Material : Zamak / Zamak



07.13.06

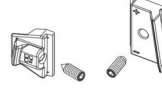
GESSE PİM
GESSE ADJUSTABLE LOCKING PAWL
Malzeme / Material : Zamak / Zamak



07.09.07

GESSE AYARLI PİM KARŞILIĞI
GESSE ADJUSTABLE SINGLE STRIKER

Malzeme / Material : Zamak / Zamak



07.09.08

GESSE ARKA KİLİTLEME
GESSE BURGLAR BOLT

Malzeme / Material : Zamak / Zamak



18.07.01

GESSE SÜRGÜ SETİ
GESSE BOLT FOR LEAF

Malzeme / Material : Zamak ve polyamid
Zamak and polyamide

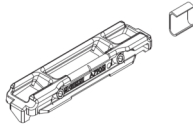
Pasif kanat için / For secondary sash



07.09.11

RESCARA SABİT KARŞILIK
RESCARA FIXED STRIKER

Malzeme / Material : Zamak / Zamak



18.06.01

GESSE KARŞILIK
GESSE STRIKER

Malzeme / Material : Paslanmaz çelik ve zamak
Stainless steel and zamak



07.09.12

RESCARA AYARLI KARŞILIK
RESCARA ADJUSTABLE STRIKER

Malzeme / Material : Zamak / Zamak



07.09.13

RESCARA ARKA KİLİTLEME
RESCARA BURGLAR BOLT

Malzeme / Material : Zamak / Zamak



07.21.02

GESSE KÖŞE DÖNME
GESSE CORNER DRIVE

Malzeme / Material : Zamak / Zamak



07.21.03

RESCARA KÖŞE DÖNME
RESCARA CORNER DRIVE


Malzeme / Material : Zamak / Zamak



07.06.78

RESCARA MICROVENTİLASYON
RESCARA MICROVENTILATION


Malzeme / Material : Zamak / Zamak



07.07.02

VASİSTAS MAKAS
ARM FOR BOTTOM-HUNG WINDOWS

Renk / Colour : Siyah-Beyaz-Gril
Black-White-Grey



07.08.01

RESCARA VASİSTAS MANDAL
RESCARA DEVICE FOR CLOSING BOTTOM-HUNG WINDOWS

Renk / Colour : Siyah-Beyaz-Gril
Black-White-Grey



07.07.08

SINIRLAYICI MAKAS
LIMITER

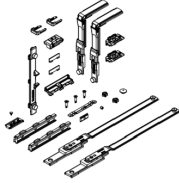
Malzeme / Material : Gümüş- Paslanmaz Çelik
Silver - Stainless Steel



07.07.09

GIESSE VASİSTAS MAKAS
GIESSE ARM FOR BOTTOM-HUNG WINDOWS

Renk / Colour : Siyah-Beyaz-Gril
Black-White-Grey



07.07.11

GIESSE VASİSTAS PENCERE SETİ
GIESSE BOTTOM HUNG WINDOW SET

Kol ve menteşe sete dahil değildir.
Handle and hinge is not included in the set

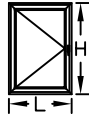


11.02.34

RESCARA KANAT DESTEK TAKOZU
RESCARA VENT SUPPORT PIECE

Malzeme / Material : PVC
Renk / Colour : Siyah/Black

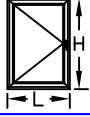
ÇİFT DİLLİ KOL VE KİLİTLEME SETİ SEÇİM TABLOSU
DOUBLE RAILED HANDLE AND LOCKING KIT TABLE



KOD CODE	AÇIKLAMA DESCRIPTION	ÜRÜN RESMİ PRODUCT IMAGE	TEKİL ÜRÜNLER INDIVIDUAL PRODUCTS		
			TEMEL SET MAIN SET	İLAVE ÜRÜNLER ADDITIONAL PRODUCTS	
			H<1200mm L<1000mm	1200mm < H < 2700 mm	1000mm < L < 1400 mm
07.05.25	GIESSE ÇİFT DİLLİ KOL GIESSE DOUBLE RAIL HANDLE		1		
07.25.01	GIESSE KOL BAĞLANTISI GIESSE ROD CONNECTION PIECES		1		
07.13.06	GIESSE AYARLI PİM GIESSE ADJUSTABLE LOCKING PAWL		2	2	2
07.09.11	RESCARA SABİT KARŞILIK RESCARA FIXED STRIKER		2	2	2
07.09.07	GIESSE AYARLI PİM KARŞILIĞI GIESSE ADJUSTABLE SINGLE STRIKER				2
07.21.02	GIESSE KÖŞE DÖNME GIESSE/RESCARA CORNER DRIVE				2
11.02.34	RESCARA KANAT DESTEK TAKOZU RESCARA VENT SUPPORT PIECE		1		

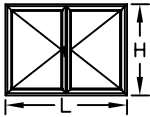
***Giesse kol ve kilitleme aksesuarları 25 I 07 tij profili ile kullanılmalıdır.
Giesse handle and locking accessories should be used with 25 I 07 rod profile

TEK DİLLİ KOL VE KİLİTLEME SETİ SEÇİM TABLOSU
SINGLE RAILED HANDLE AND LOCKING KIT TABLE



KOD CODE	AÇIKLAMA DESCRIPTION	ÜRÜN RESMİ PRODUCT IMAGE	İLAVE ÜRÜNLER ADDITIONAL PRODUCTS		
			TEMELE SET MAIN SET	1200mm < H < 2700 mm	1000mm < L < 1400 mm
07.05.28 07.05.29	RESCARA TEK DİLLİ KOL GIESSE DOUBLE RAIL HANDLE		H<1200mm L<1000mm		
07.13.07	RESCARA KOL BAĞLANTI PARÇASI RESCARA CONNECTION PART FOR HANDLE				
07.13.06	GIESSE AYARLI PİM GIESSE ADJUSTABLE LOCKING PAWL				
07.09.11	RESCARA SABİT KARŞILIK RESCARA FIXED STRIKER				
07.09.12	RESCARA AYARLI KARŞILIK RESCARA ADJUSTABLE STRIKER				
07.21.03	RESCARA KÖŞE DÖNME RESCARA CORNER DRIVE				
11.02.34	RESCARA KANAT DESTEK TAKOZU RESCARA VENT SUPPORT PIECE				

ÇİFT/TEK AÇILIM PASİF KANAT AKSESUAR SEÇİM TABLOSU
SECONDARY SASH LOCKING KIT TABLE



KOD CODE	AÇIKLAMA DESCRIPTION	ÜRÜN RESMİ PRODUCT IMAGE	İLAVE ÜRÜNLER ADDITIONAL PRODUCTS		
			TEMELE SET MAIN SET	1200mm < H < 2700 mm	1000mm < L < 1400 mm
18.07.01	GIESSE SÜRGÜ SETİ GIESSE BOLT FOR LEAF		H<1200mm L<1000mm		
18.06.01	GIESSE KARŞILIK GIESSE STRIKER				
07.21.02	GIESSE KÖŞE DÖNME PARÇASI GIESSE CORNER DRIVE				
07.09.07	GIESSE AYARLI PİM KARŞILIĞI GIESSE ADJUSTABLE SINGLE STRIKER				
07.09.08	GIESSE ARKA KİLİTLEME GIESSE BURGLAR BOLT				

***Giesse kol ve kilitleme aksesuarları 25 I 07 tij profili ile kullanılmalıdır.
Giesse handle and locking accessories should be used with 25 I 07 rod profile

KAPI KOLLARI / DOOR HANDLES



07.14.06

GIESSE KAPI KOLU
GIESSE DOOR HANDLE

Renk / Colour : Siyah-Beyaz-Gri
Black-White-Grey



07.14.07

RESCARA GLOBAL KAPI KOLU
RESCARA GLOBAL DOOR HANDLE


Renk / Colour : Siyah-Beyaz-Gri
Black-White-Grey



07.14.08

RESCARA MULETA KAPI KOLU
RESCARA GLOBAL DOOR HANDLE

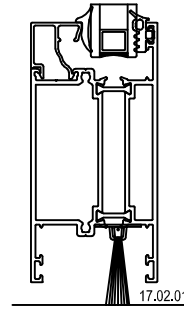
Renk / Colour : Siyah-Beyaz-Gri
Black-White-Grey



17.02.01


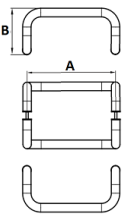
KAPI ALTI FIRÇASI
BRUSH FOR DOORS


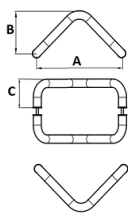
Malzeme / Material : Polipropilen / Polypropylene




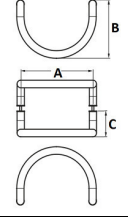
Ölçek/Scale: x


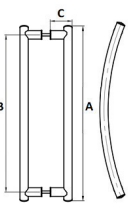
KAPI KOLLARI / DOOR HANDLES


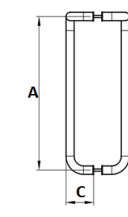
		KIVRIK KOL DOOR HANDLE Renk / Colour : Siyah-Beyaz-Eloksal Black-White-Anodised	
KOD CODE	Ø (mm)	A (mm)	B (mm)
07.17.10	25	200	130
07.17.11	25	300	130
07.17.02	25	400	130
07.17.27	25	500	160

		V KOL DOOR HANDLE Renk / Colour : Siyah-Beyaz-Eloksal Black-White-Anodised		
KOD CODE	Ø (mm)	A (mm)	B (mm)	C (mm)
07.17.06	25	200	130	80
07.17.29	25	250	130	80
07.17.30	25	300	130	80
07.17.31	30	400	160	100

		U KOL DOOR HANDLE Renk / Colour : Siyah-Beyaz-Eloksal Black-White-Anodised	
KOD CODE	Ø (mm)	A (mm)	B (mm)
07.17.08	25	200	80
07.17.35	25	300	80
07.17.36	30	400	100

		YARIM AY KOL DOOR HANDLE Renk / Colour : Siyah-Beyaz-Eloksal Black-White-Anodised		
KOD CODE	Ø (mm)	A (mm)	B (mm)	C (mm)
07.17.32	25	200	130	80
07.17.20	25	300	130	80
07.17.33	30	350	160	100

		YAY KOL DOOR HANDLE Renk / Colour : Siyah-Beyaz-Eloksal Black-White-Anodised	
KOD CODE	Ø (mm)	A (mm)	B (mm)
07.17.37	400	350	80
07.17.22	500	450	80
07.17.38	600	550	80
07.17.39	700	650	80
07.17.40	800	750	80

		BASTON KOL DOOR HANDLE Renk / Colour : Siyah-Beyaz-Eloksal Black-White-Anodised		
KOD CODE	Ø (mm)	A (mm)	B (mm)	C (mm)
07.17.23	25	900	180	80
07.17.34	25	1000	180	80



07.17.19

AKBANK KAPI KOLU
DOOR HANDLE

Renk / Colour : Siyah-Beyaz-Gri-Eloksal
Black-White-Grey-Anodised



07.13.10

AKBANK KOL APARATI
DOOR HANDLE

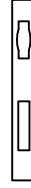
Renk / Colour : Siyah-Beyaz-Gri-Eloksal
Black-White-Grey-Anodised

KAPI KİLİTLERİ / DOOR LOCKS



18.01.01

MAKARALI KİLİT
MORTISE LOCK (WITH ROLLER)



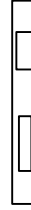
18.02.24

MAKARALI KİLİT KARŞILIĞI
STRIKER FOR ROLLER LOCK



18.01.02

DİLLİ KİLİT
MORTISE LOCK



18.02.25

DİLLİ KİLİT KARŞILIĞI
STRIKER FOR MORTISE LOCK



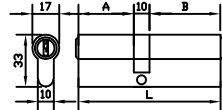
18.03.01

KAPI SÜRGÜSÜ (UZUN)
BOLT FOR DOORS (LONG)



18.03.06

KAPI SÜRGÜSÜ (KISA)
BOLT FOR DOORS (SHORT)



18.04.01

BAREL
CYLINDER

Malzeme / Material : Krom-Nikel / Chrome-Nickel

A	B	L
35	45	90



18.05.02

BAREL AYNASI
CYLINDER COVER

Renk / Colour : Siyah-Beyaz-Grey
Black-White-Grey

