

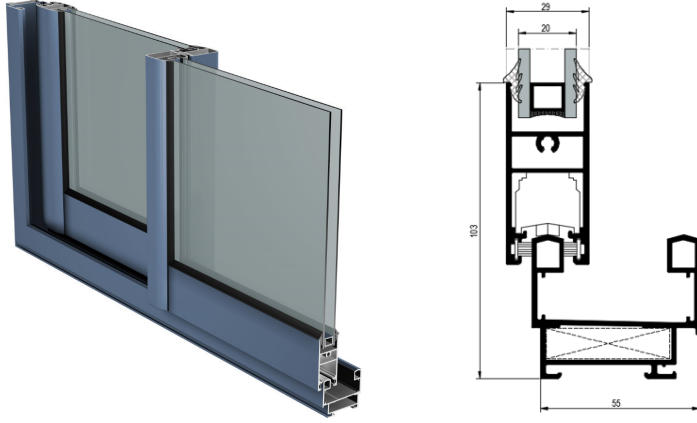
MİMARİ KATALOG
ARCHITECTURAL CATALOGUE

Alüminyum Kapı Pencere ve Giydirme Cephe Sistemleri
Aluminium Window Doors and Facade Systems

 **RESCARA**



RS58



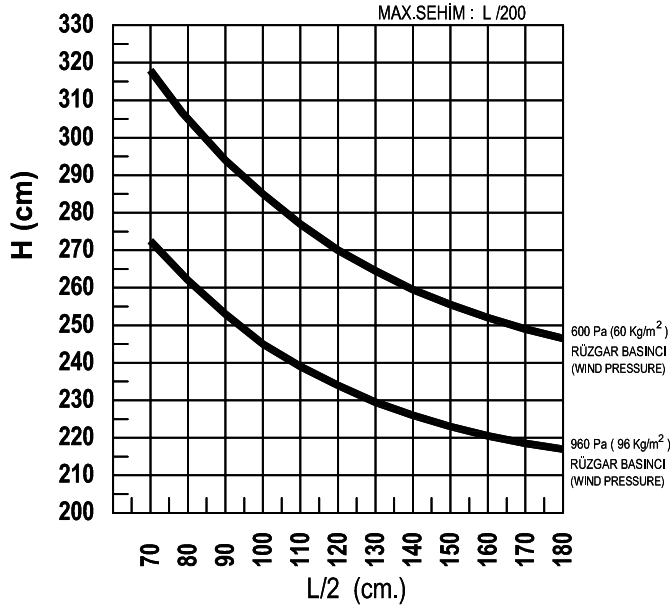
TEKNİK ÖZELLİKLERİ / TECHNICAL PROPERTIES

KASA DERİNLİĞİ / FRAME DEPTH	min.58mm - max.105mm
KANAT DERİNLİĞİ / VENT DEPTH	min.39,6mm - max.81,2mm
PROFİL ET KALINLIĞI / PROFILE WALL THICKNESS	1,5/1,8 mm
CAM KALINLIĞI / GLASS THICKNESS	5 / 8 / 17 / 20 / 24 mm

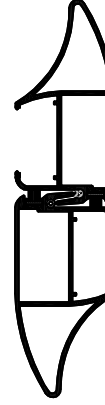
KULLANIM SEÇENEKLERİ / APPLICATION ALTERNATIVES

	KAPI DOOR	PENCERE WINDOW
BASİT SÜRME / SLIDING	*	*
90° KANAT BİRLEŞİMİ / 90° VENT COMBINATION	*	*
45° KANAT BİRLEŞİMİ / 45° VENT COMBINATION	*	*
CAM ÇITALI KANAT / VENT WITH GLAZING BEAD	*	*
CAM ÇITASIZ KANAT / VENT WITHOUT GLAZING BEAD	*	*
SABİT İLE BİRLEŞİM / COMBINATION WITH FIXED PART	*	*
3 RAYLI KASA / 3 RAILED FRAME	*	*
SİNEKLİK / INSECT SCREEN	*	*

RÜZGAR YÜKÜNE GÖRE KULLANIM LİMİTLERİ GRAFİĞİ USAGE DIAGRAM FOR THE WIND LOAD

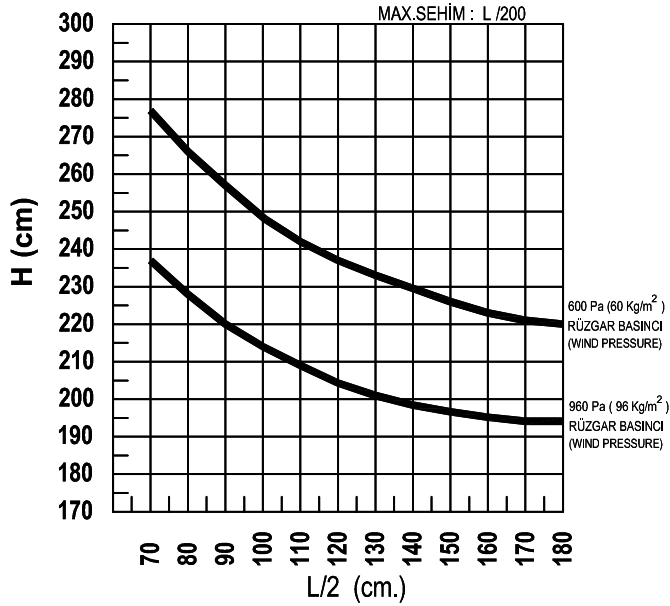
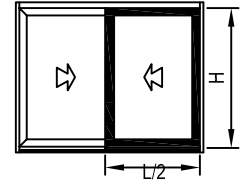


S58 V 03

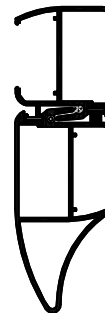


S58 V 03

S58 V 03 Jx:24,667 cm⁴
S58 V 03 Jx:24,667 cm⁴
TOPLAM Jx:49,334 cm⁴

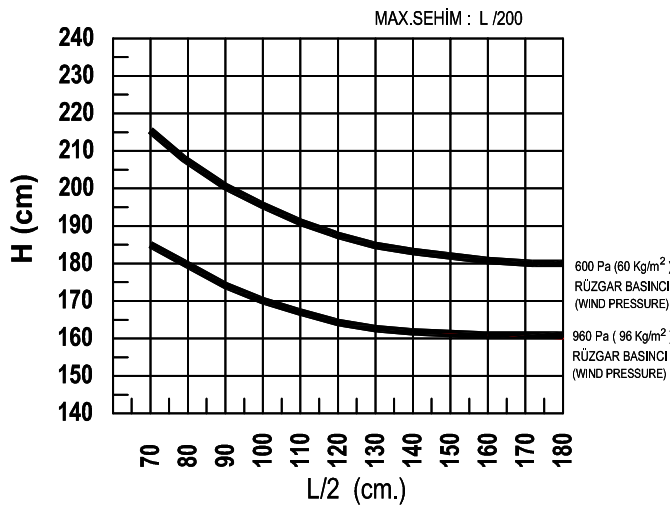


S58 V 02



S58 V 03

S58 V 02 Jx: 7,490 cm⁴
S58 V 03 Jx: 24,667cm⁴
TOPLAM Jx: 32,157cm⁴



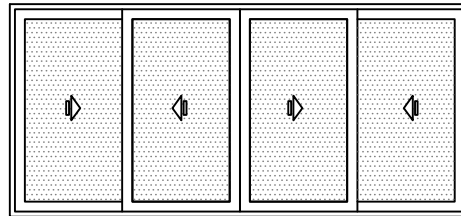
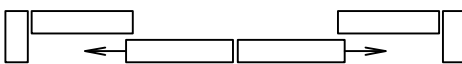
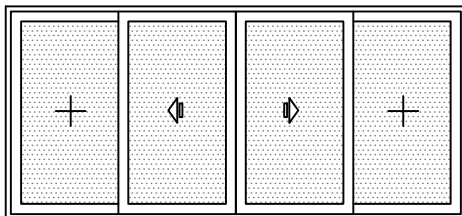
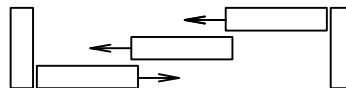
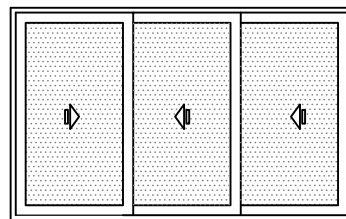
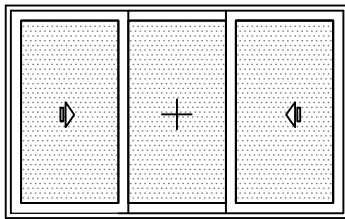
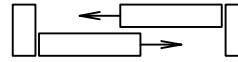
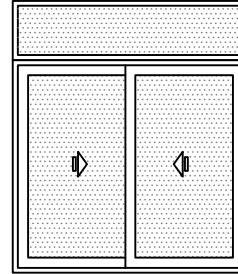
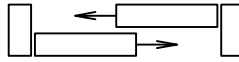
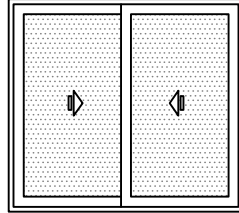
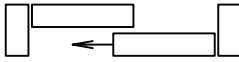
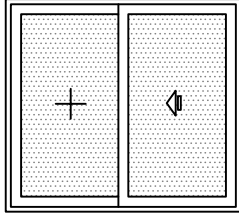
S58 V 02



S58 V 02

S58 V 02 Jx: 7,640 cm⁴
S58 V 02 Jx: 7,640 cm⁴
TOPLAM Jx:15,280 cm⁴

SİSTEM TİPOLOJİSİ
SYSTEM TYPOLOGY



MİMARİ KATALOG

ARCHITECTURAL CATALOGUE

Alüminyum Kapı Pencere ve Giydirme Cephe Sistemleri
Aluminium Window Doors and Facade Systems



Rescara Sistem Detayları
Rescara System Details

RS58

PROFİLLER

PROFILES

11

12

13

14

15

16

17

18

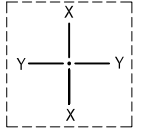
19

20

KASA PROFİLLERİ FRAME PROFILES

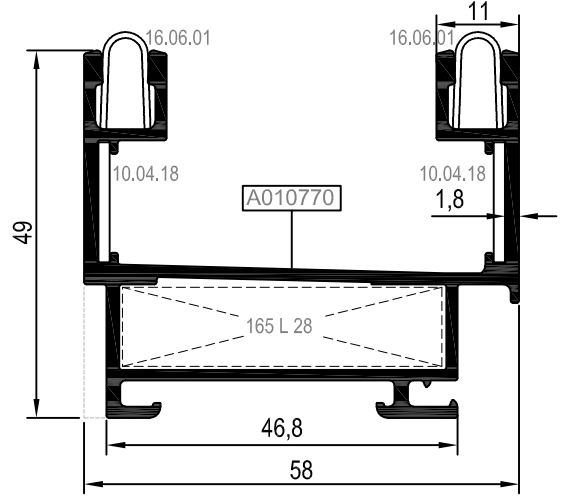
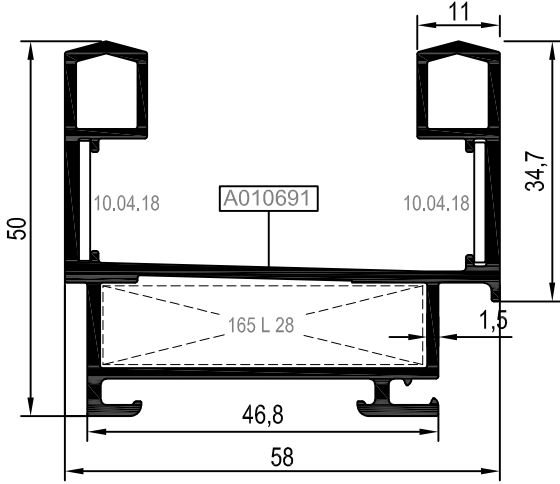
RS58

KOD / CODE	AĞIRLIK (kg/m) / WEIGHT	Jxx cm ⁴	Jyy cm ⁴	L m
S58 F 01	1,167	19,950	9,850	6
S58 F 09	1,197	20,470	9,850	6
S58 F 10	1,339	30,150	10,580	6
S58 F 15	1,497	40,250	11,960	6



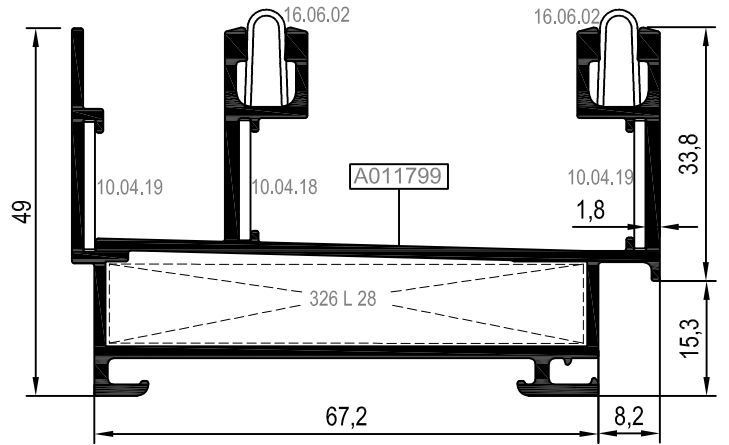
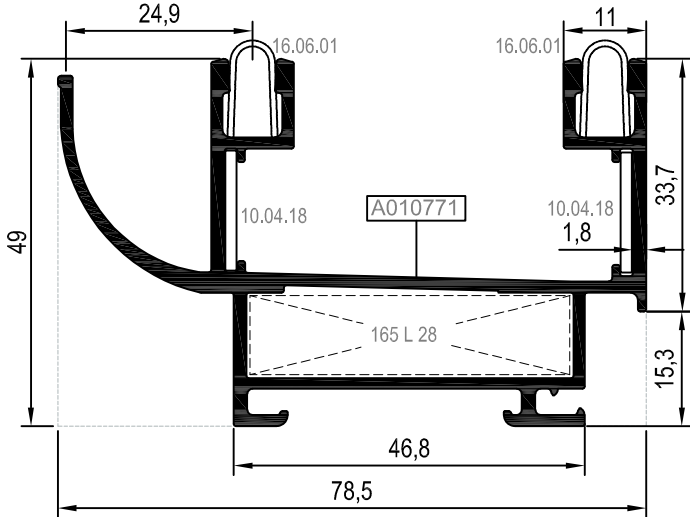
S58 F 01

S58 F 09



S58 F 10

*S58 F 15



***S58 F 15 kodlu profil ile 16.06.02 çelik ray kullanılmalıdır.

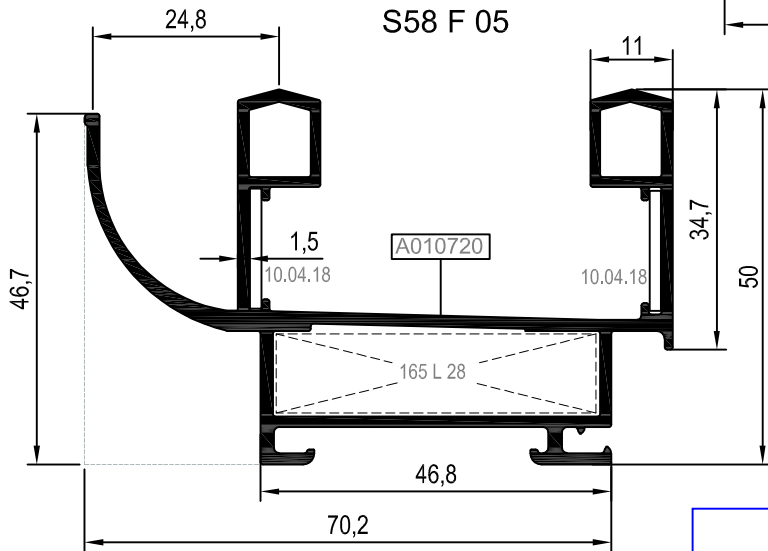
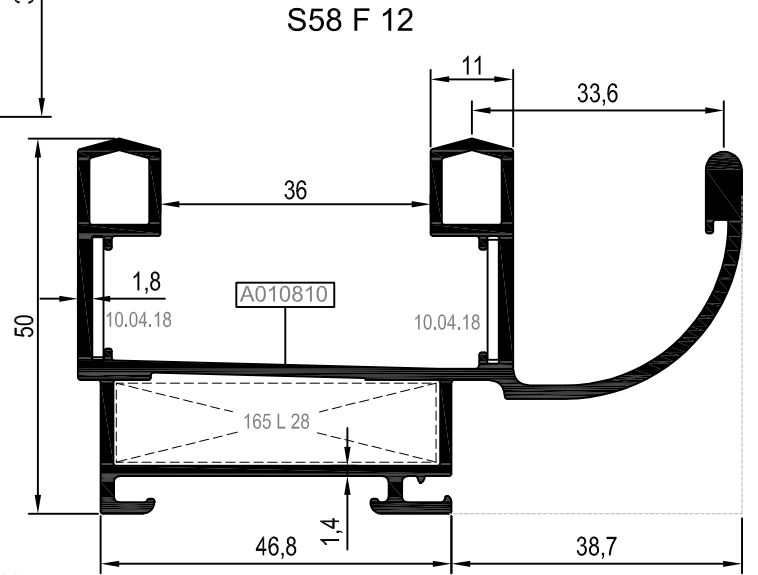
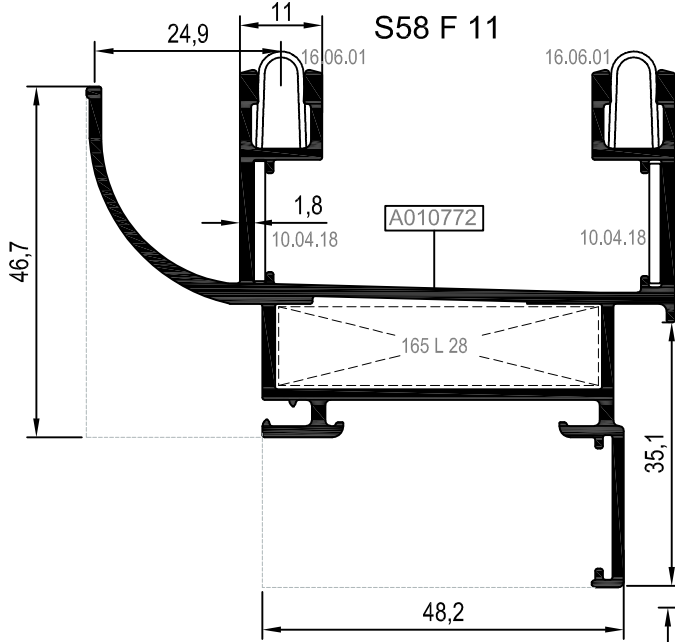
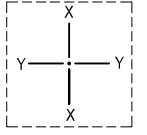
The profile S58 F 15 should be used with 16.06.02 steel rail

Nr		L m	KESİM ÖLÇÜSÜ CUTTING SIZE	AKS. KODU ACS. CODE
S58 F 01	A010691	25 L 28(A010542)		
S58 F 09	A010770	25 L 28(A010542)	43,3 mm	165 L 28
S58 F 10	A010771	25 L 28(A010542)		
S58 F 15	A011799	25 L 28(A010542)	63,8 mm	326 L 28

KASA PROFİLLERİ
FRAME PROFILES

RS58

KOD / CODE	AĞIRLIK (kg/m) / WEIGHT	Jxx cm ⁴	Jyy cm ⁴	L m
S58 F 11	1,440	21,410	13,570	6
S58 F 05	1,347	28,790	10,510	6
S58 F 12	1,510	46,530	12,040	6



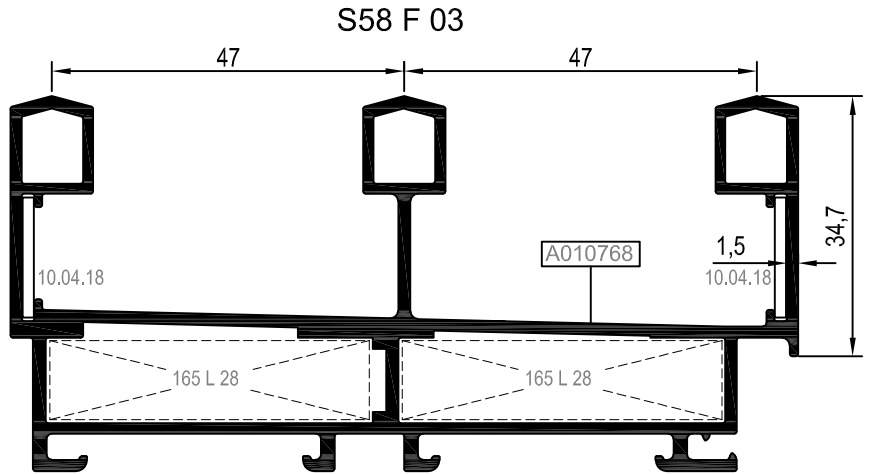
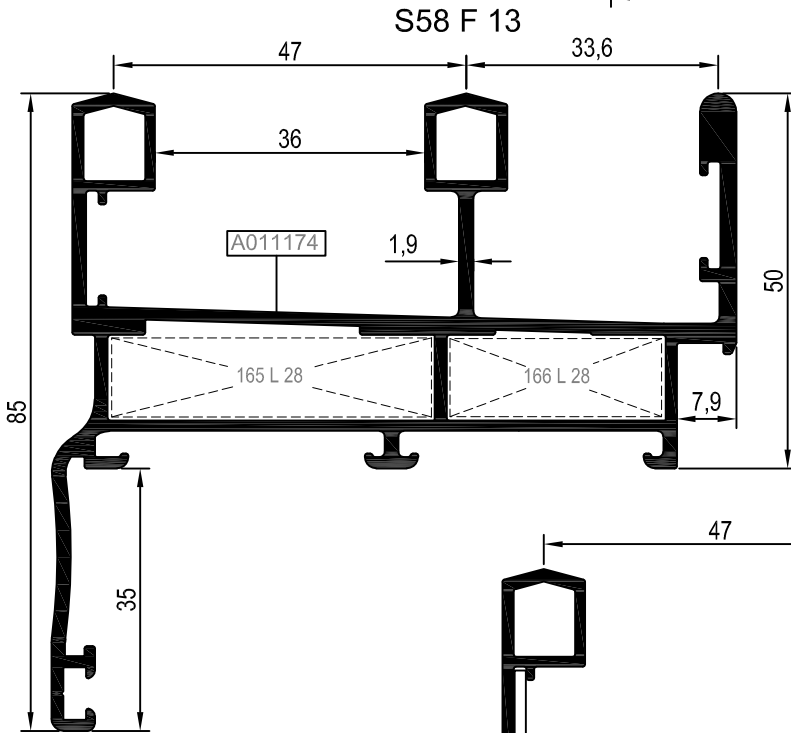
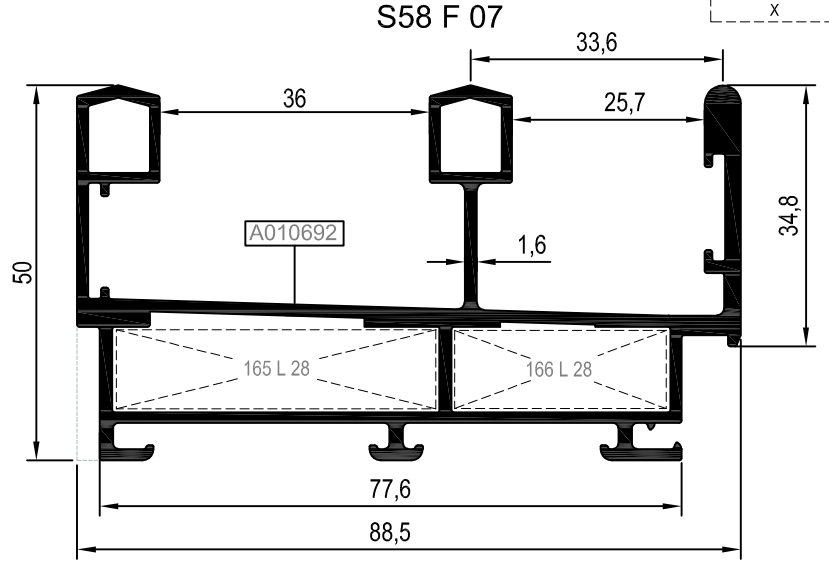
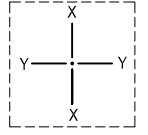
Nr		L m	KESİM ÖLÇÜSÜ CUTTING SIZE	AKS. KODU ACS. CODE
S58 F 11	A010772	25 L 28(A010542)	43.3 mm	165 L 28
S58 F 05	A010720	25 L 28(A010542)		
S58 F 12	A010810	25 L 28(A010542)		


KASA PROFİLLERİ

FRAME PROFILES

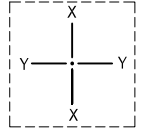
RS58

KOD / CODE	AĞIRLIK (kg/m) / WEIGHT	Jxx cm4	Jyy cm4	L m
S58 F 07	1,843	61,220	14,670	6
S58 F 03	2,041	85,700	15,750	6
S58 F 13	2,052	78,040	27,810	6

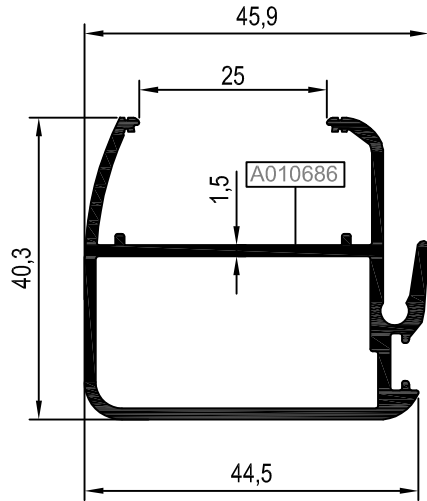


Nr	 L m	KESİM ÖLÇÜSÜ CUTTING SIZE	AKS. KODU ACS. CODE
S58 F 03	A010768	25 L 28(A010542)	43,3 mm 165 L 28
S58 F 07	A010692	25 L 28(A010542)	43,3 mm 165 L 28
		25 L 28(A010542)	28,9 mm 166 L 28
S58 F 13	A011174	25 L 28(A010542)	43,3 mm 165 L 28
		25 L 28(A010542)	28,9 mm 166 L 28

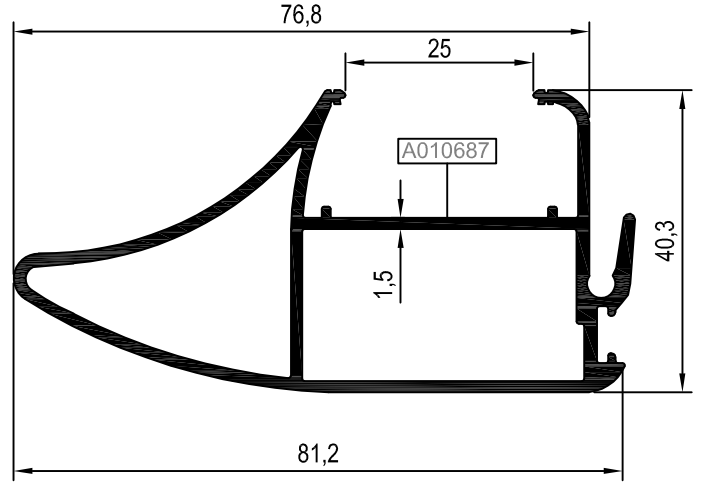
KOD / CODE	AĞIRLIK (kg/m) / WEIGHT	Jxx cm ⁴	Jyy cm ⁴	L m
S58 V 02	0,780	4,040	7,640	6
S58 V 03	1,229	5,370	24,667	6
S58 V 09	1,097	4,632	18,460	6
S58 V 10	1,140	6,190	25,780	6



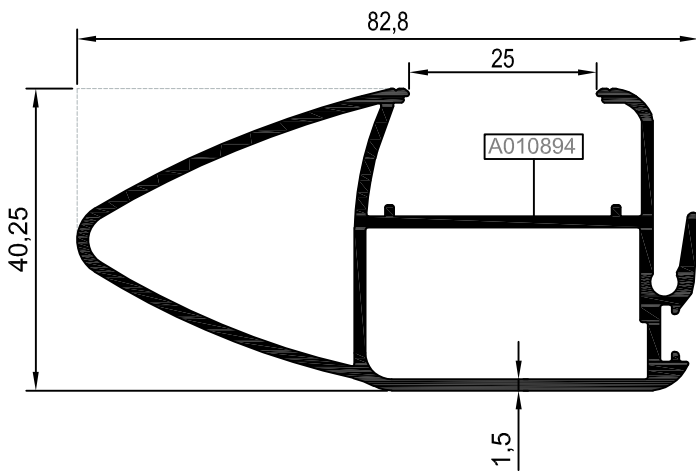
S58 V 02



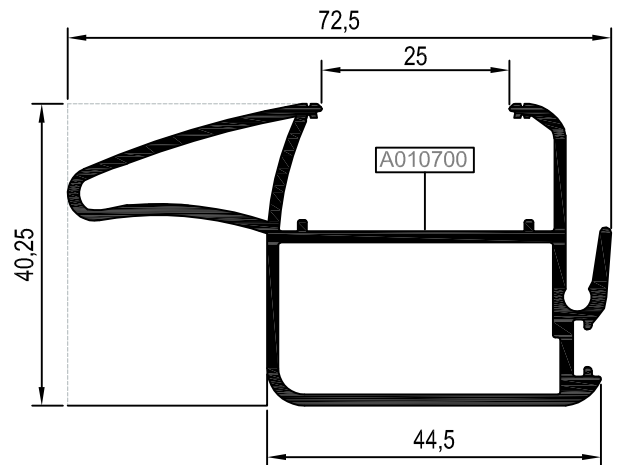
S58 V 03



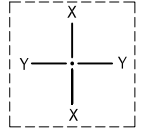
S58 V 10



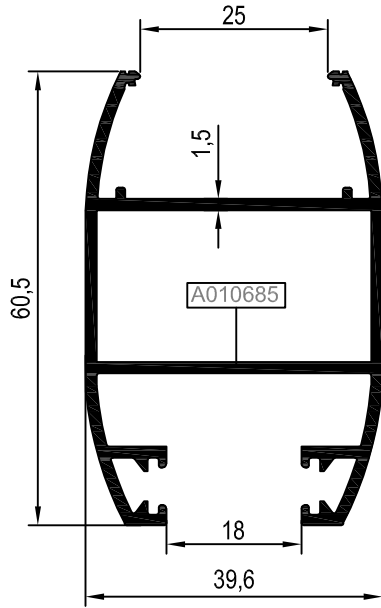
S58 V 09



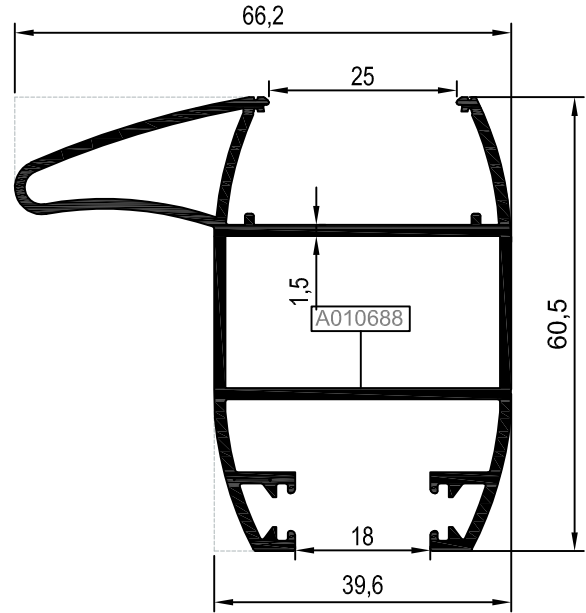
KOD / CODE	AĞIRLIK (kg/m) / WEIGHT	Jxx cm ⁴	Jyy cm ⁴	L m
S58 V 01	0,953	8,290	10,240	6
S58 V 04	1,266	14,140	15,810	6
S58 V 08	1,018	9,010	14,960	6
S58 V 11	1,174	10,280	20,690	6



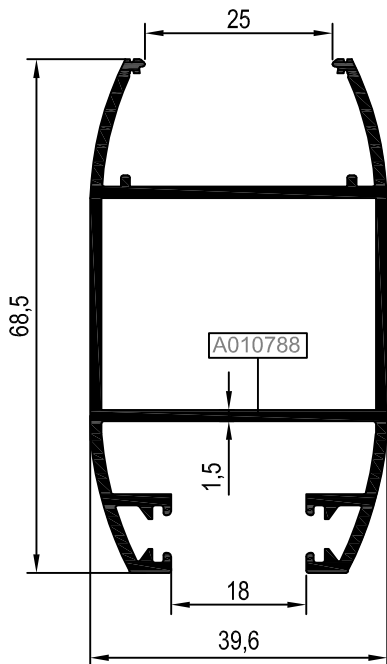
S58 V 01



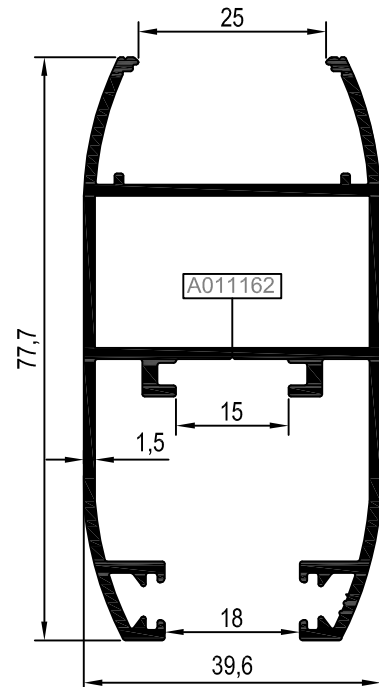
S58 V 04



S58 V 08



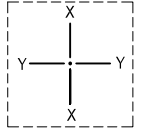
S58 V 11



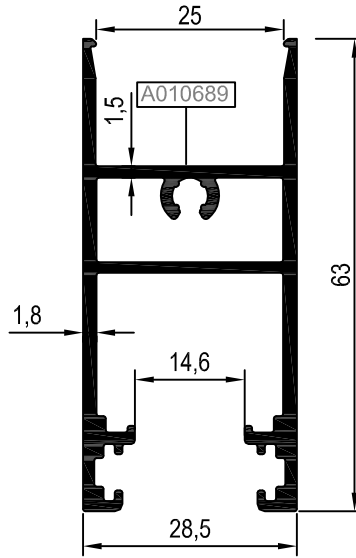
KANAT VE ORTA KAYIT PROFİLLERİ
VENT AND MULLION PROFILES

RS58

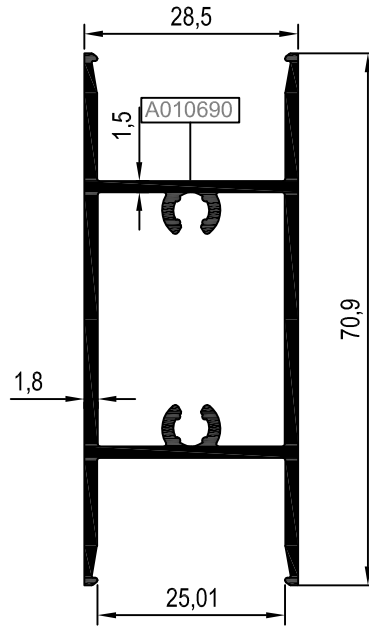
KOD / CODE	AĞIRLIK (kg/m) / WEIGHT	Jxx cm4	Jyy cm4	L m
S58 V 07	0,960	-----	-----	6
S58 M 01	0,962	12,750	4,770	6



S58 V 07



S58 M 01

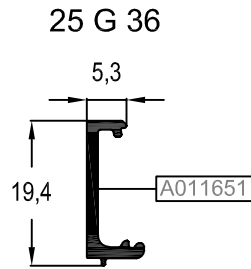
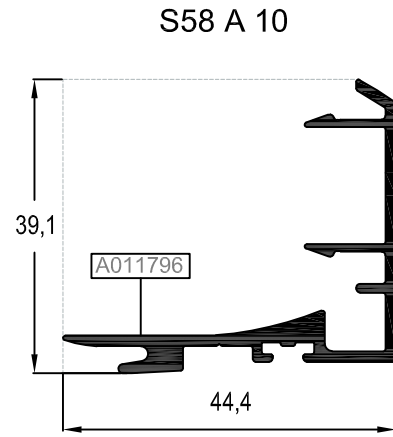
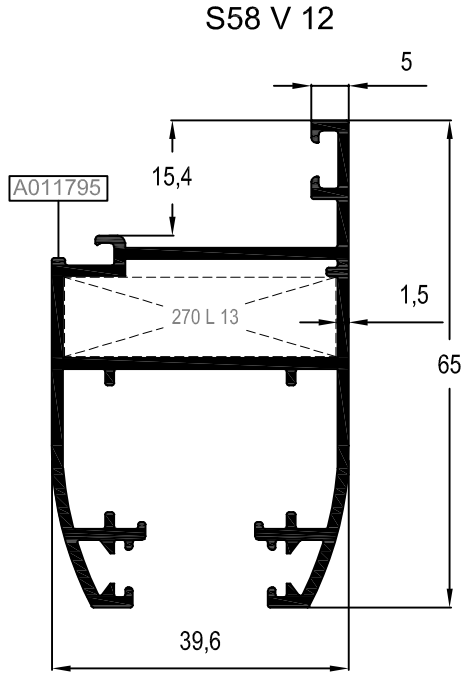
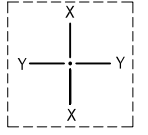



KANAT VE ORTA KAYIT PROFİLLERİ

VENT AND MULLION PROFILES

RS58

KOD / CODE	AĞIRLIK (kg/m) / WEIGHT	Jxx cm ⁴	Jyy cm ⁴	L m
S58 V 12	0,994	8,239	11,443	6
S58 A 10	0,539	3,168	2,663	6
25 G 36	0,121	-----	-----	6

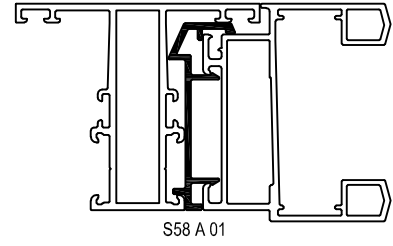
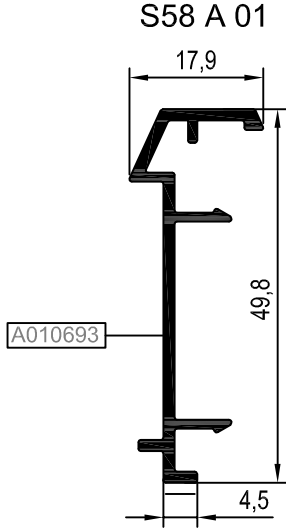
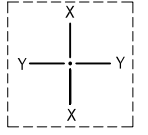


Nr	 L m	KESİM ÖLÇÜSÜ CUTTING SIZE	AKS.KODU ACS. CODE	
S58 V 12	A011795	25 L 13(A002058)	36,2 mm	270 L 13

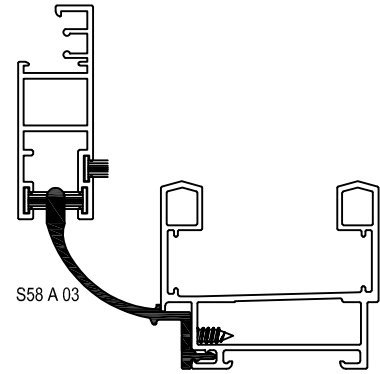
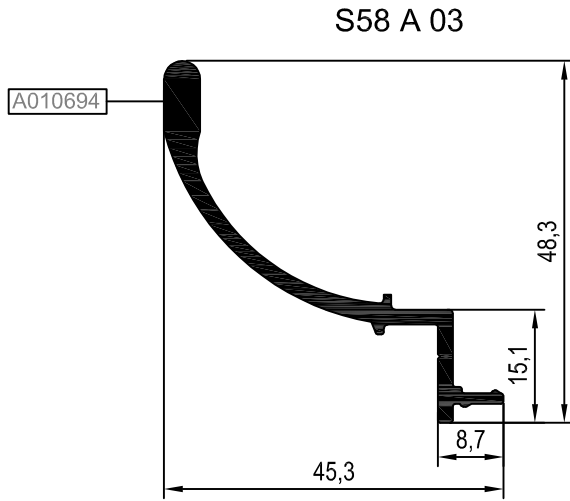
ADAPTÖR PROFİLLERİ
ADAPTER PROFILES

RS58

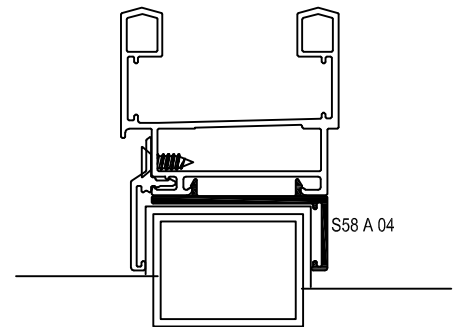
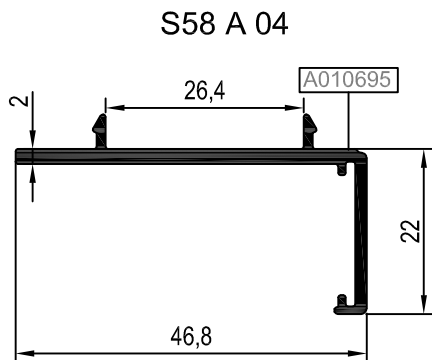
KOD / CODE	AĞIRLIK (kg/m) / WEIGHT	Jxx cm ⁴	Jyy cm ⁴	L m
S58 A 01	0,361	----	----	6
S58 A 03	0,532	----	----	6
S58 A 04	0,378	----	----	6



Ölçek/Scale: 1



Ölçek/Scale: 1

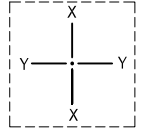


Ölçek/Scale: 1

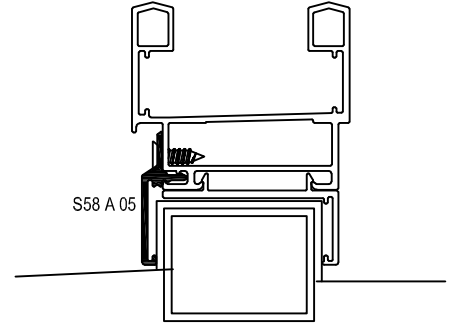
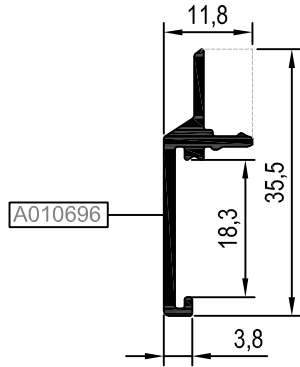
ADAPTÖR PROFİLLERİ ADAPTER PROFILES

RS58

KOD / CODE	AĞIRLIK (kg/m) / WEIGHT	Jxx cm ⁴	Jyy cm ⁴	L m
S58 A 05	0,215	----	----	6
S58 A 06	0,364	----	----	6
S58 A 07	0,370	----	----	6

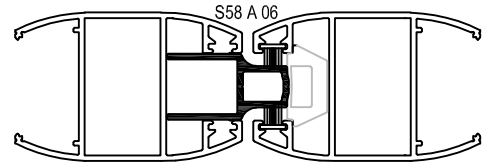
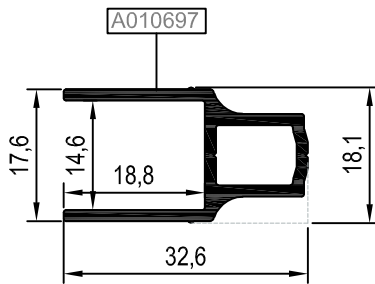


S58 A 05



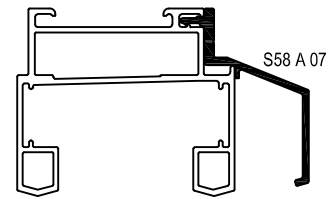
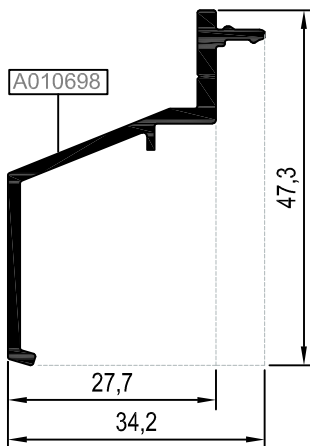
Ölçek/Scale: 1

S58 A 06



Ölçek/Scale: 1

S58 A 07



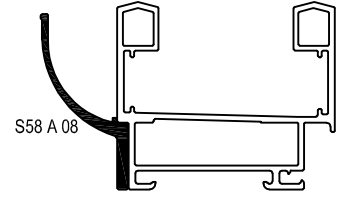
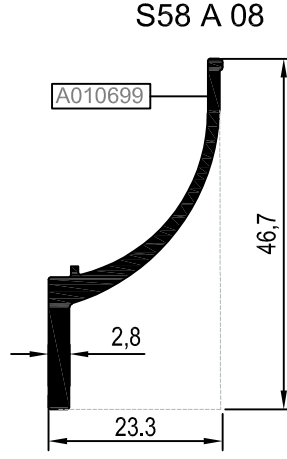
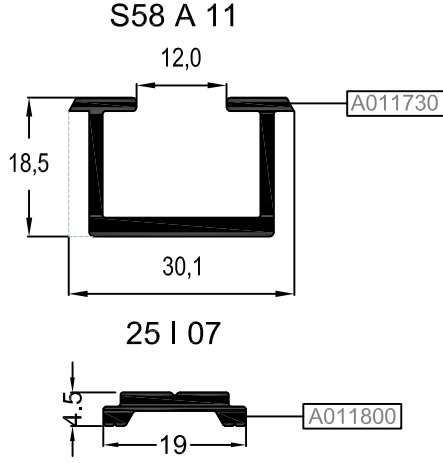
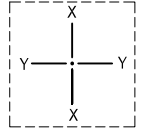
Ölçek/Scale: 1

ADAPTÖR VE TİJ PROFİLLERİ

ADAPTER AND SLIDING ROD PROFILES

RS58

KOD / CODE	AĞIRLIK (kg/m) / WEIGHT	Jxx cm ⁴	Jyy cm ⁴	L m
S58 A 08	0,352	----	----	6
S58 A 11	0,389	----	----	6
25 I 07	0,143	----	----	6



Ölçek/Scale: 1

KÖŞE TAKOZLARI (CORNER CLEATS)

PROFİL KODU (PROFILE CODE)	25 L 28	25 L 13
FABRİKA KODU (FACTORY CODE)	A010542	A002058
AĞIRLIK (WEIGHT)	3,689 kg/m	3,561 kg/m
ÇİZİM (DRAWING)		

KÖŞE TAKOZLARI (CORNER CLEATS)

Nr		L m	KESİM ÖLÇÜSÜ CUTTING SIZE	AKS. KODU ACS. CODE
S58 F 01	A010691	25 L 28(A010542)	43,3 mm	165 L 28
S58 F 03	A010768	25 L 28(A010542)	43,3 mm	165 L 28
S58 F 05	A010720	25 L 28(A010542)	43,3 mm	165 L 28
S58 F 07	A010692	25 L 28(A010542)	43,3 mm	165 L 28
			28,9 mm	166 L 28
S58 F 09	A010770	25 L 28(A010542)	43,3 mm	165 L 28
S58 F 10	A010771	25 L 28(A010542)	43,3 mm	165 L 28
S58 F 11	A010772	25 L 28(A010542)	43,3 mm	165 L 28
S58 F 12	A010810	25 L 28(A010542)	43,3 mm	165 L 28
S58 F 13	A011174	25 L 28(A010542)	43,3 mm	165 L 28
			28,9 mm	166 L 28
S58 F 15	A011799	25 L 28(A010542)	63,8 mm	326 L 28
S58 V 12	A011795	25 L 13(A002058)	36,2 mm	270 L 13

STOKTA BULUNAN SİSTEM PROFİLLERİNİN LİSTESİ (LIST OF SYSTEM PROFILES IN STOCK)

Nr	MIN. SİPARİŞ MİKTARI MIN. ORDER QUANTITY
S58 F 01	A010691 75 kg
S58 V 01	A010685 75 kg
S58 V 02	A010686 75 kg
S58 V 11	A011162 75 kg

* STOKTA BULUNMAYAN TÜM PROFİLLER İÇİN MİNİMUM SİPARİŞ MİKTARI 300 KG'DIR.
MINIMUM ORDER QUANTITY FOR ALL THE PROFILES THAT ARE NOT IN STOCK IS 300 KG.

MİMARİ KATALOG

ARCHITECTURAL CATALOGUE

Alüminyum Kapı Pencere ve Giydirme Cephe Sistemleri
Aluminium Window Doors and Facade Systems



Rescara Sistem Detayları
Rescara System Details

RS58

DETAYLAR

DETAILS

11

12

13

14

15

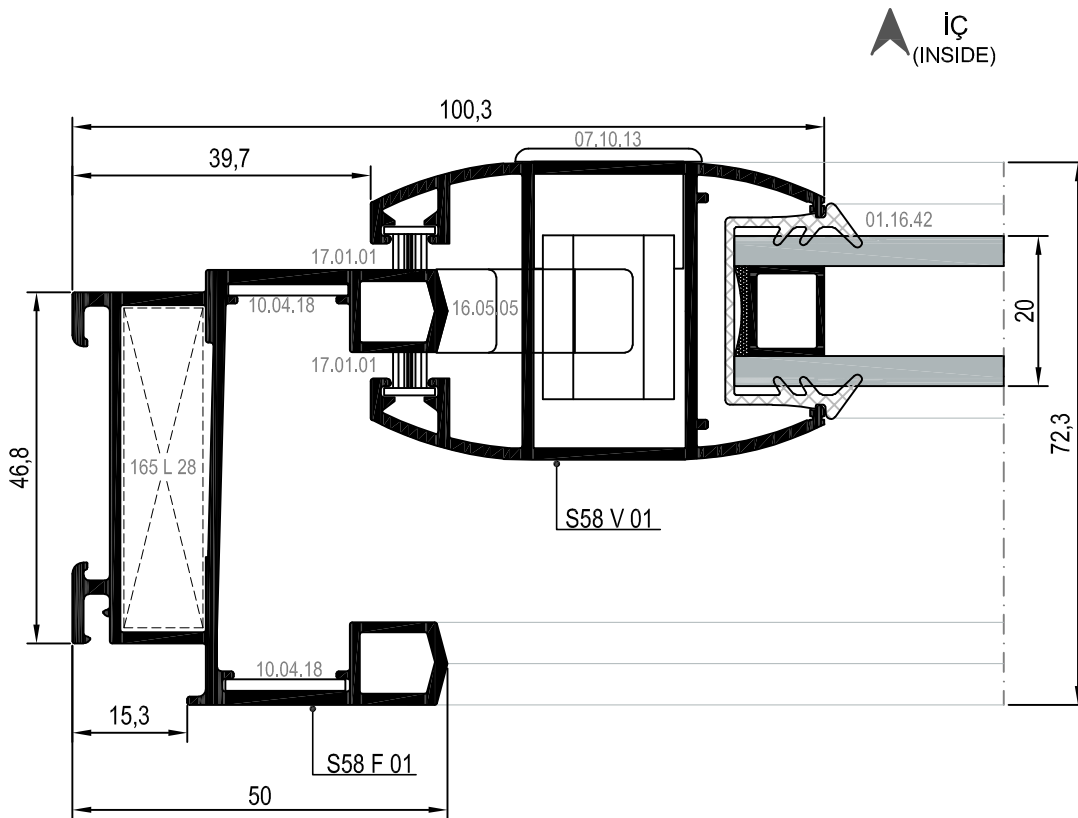
16

17

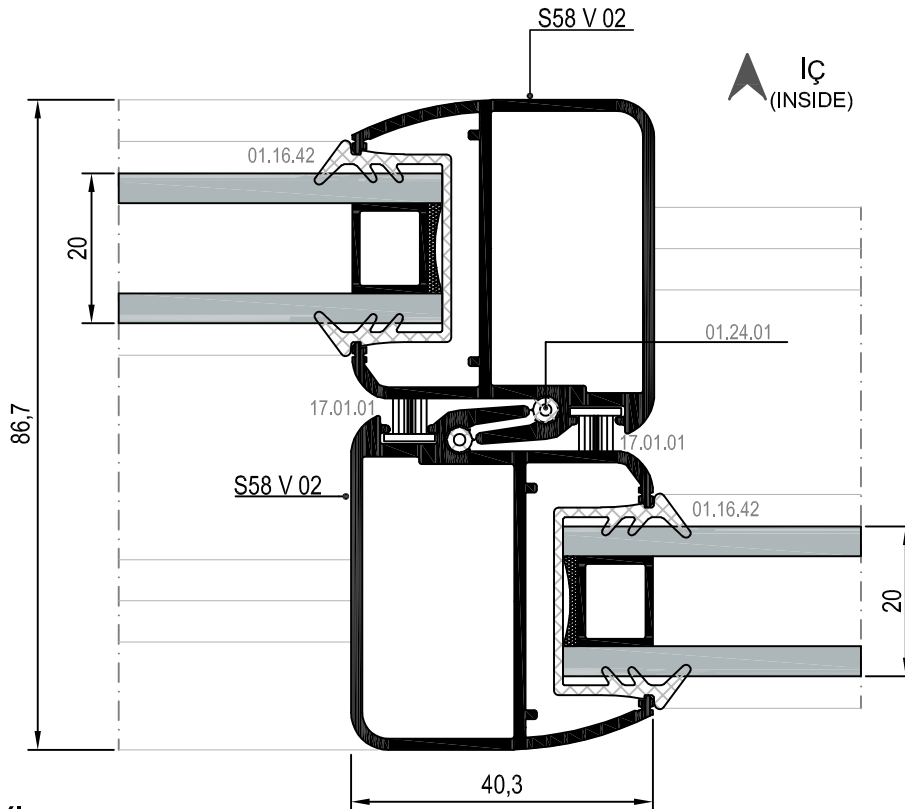
18

19

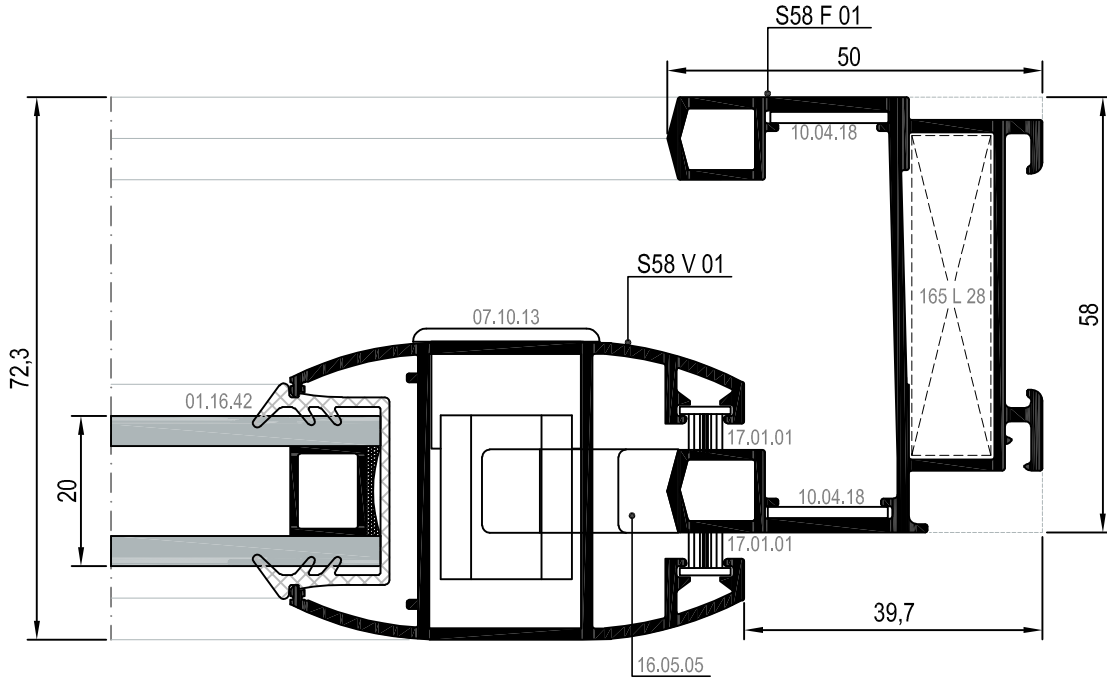
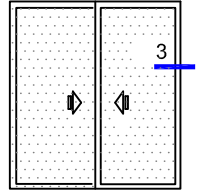
20



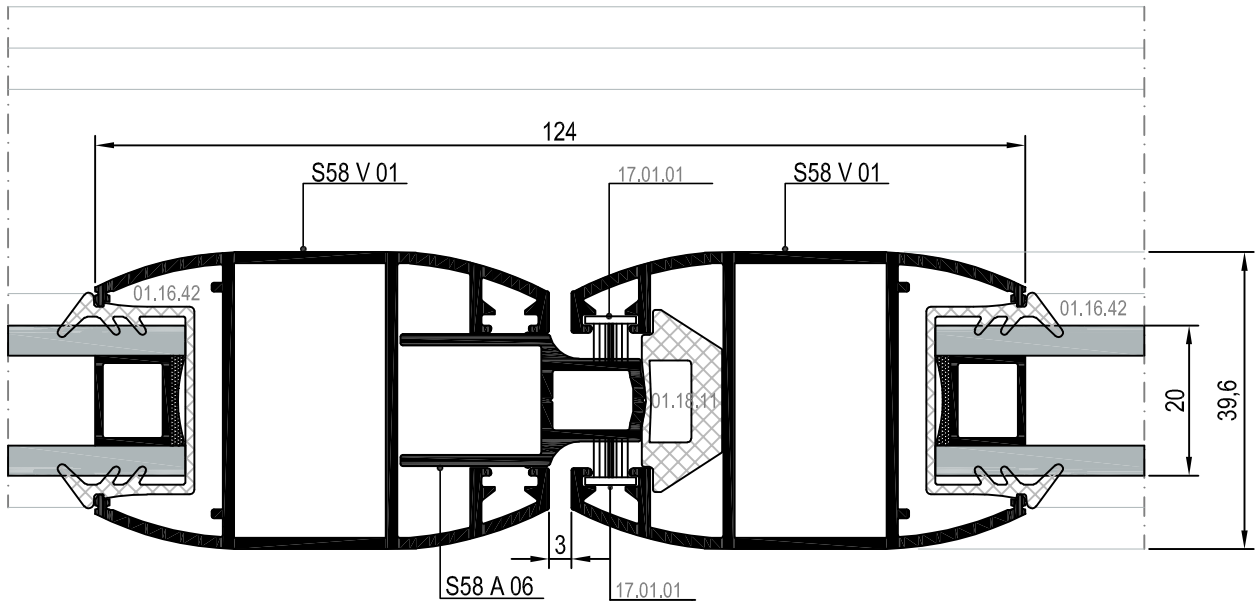
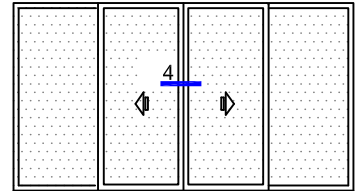
① DETAYI
DETAIL



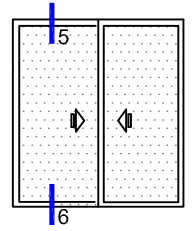
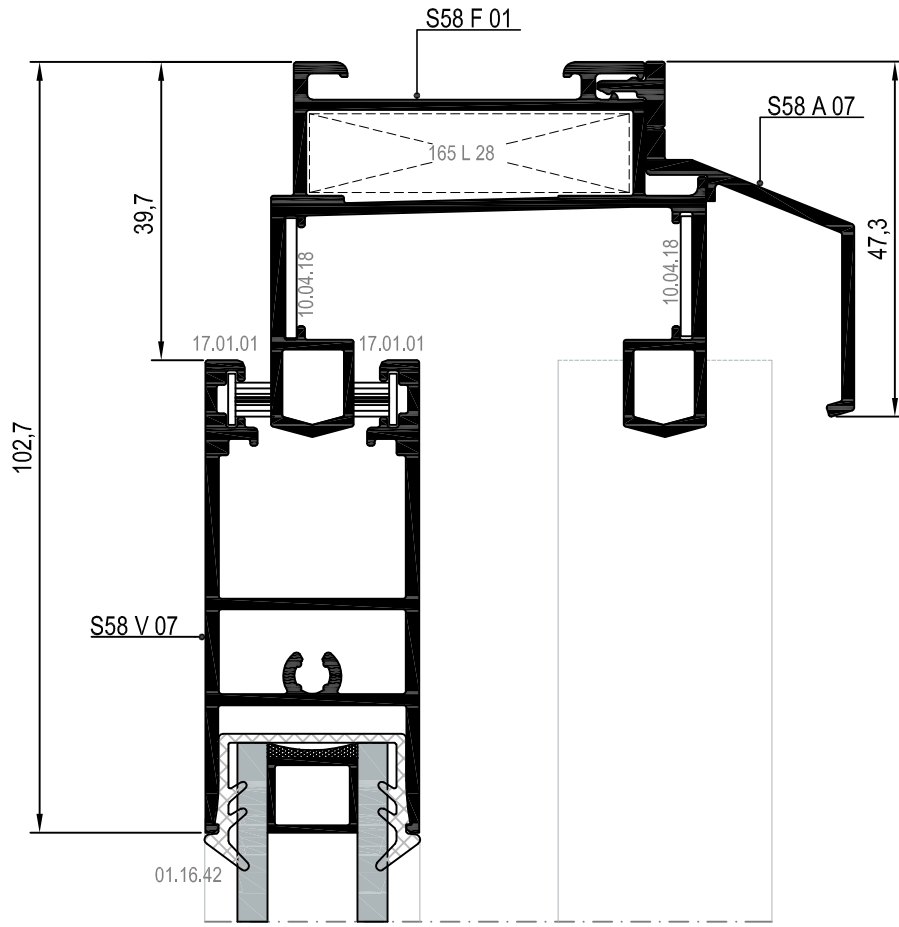
② DETAYI
DETAIL



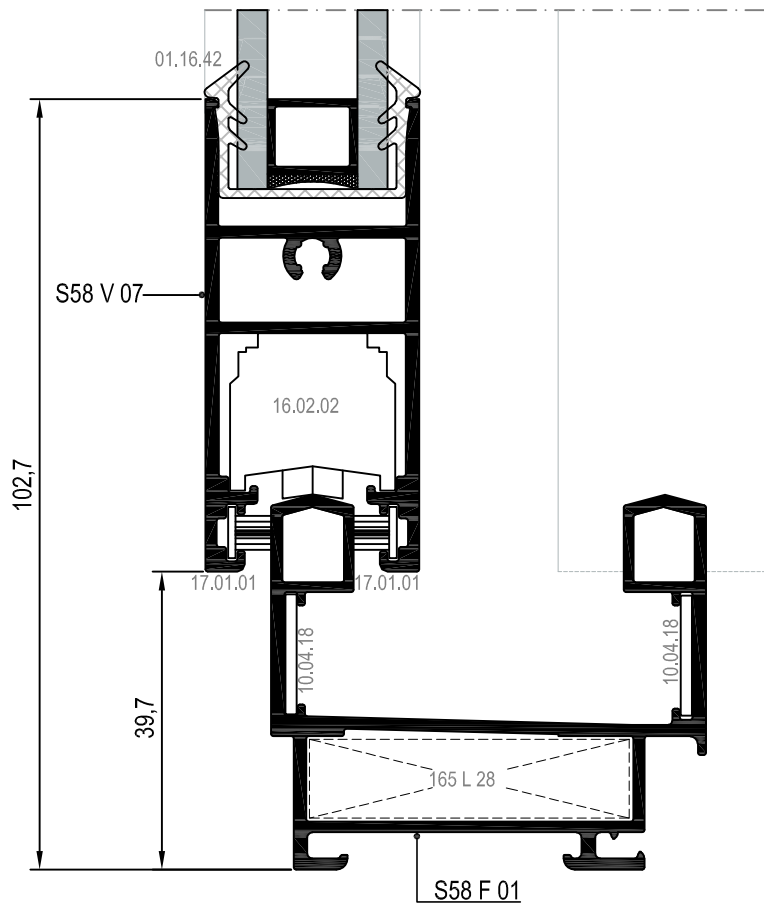
③ DETAYI
DETAIL



④ DETAYI
DETAIL

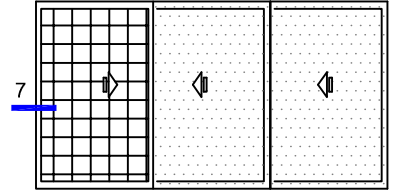


⑤ DETAYI
DETAIL

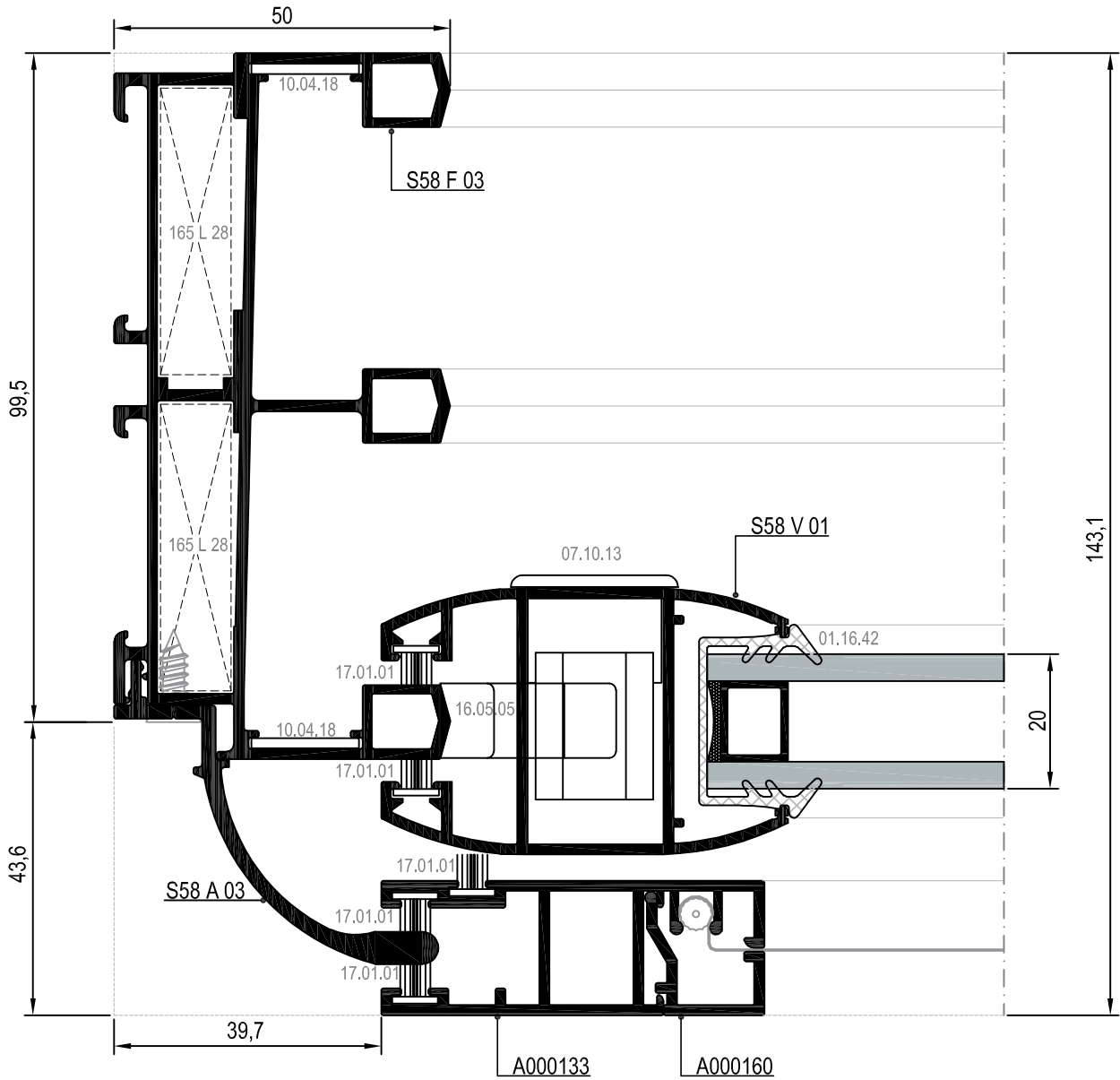


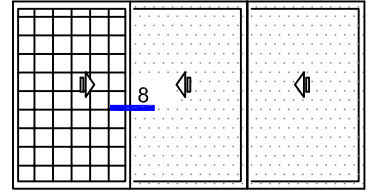
⑥ DETAYI
DETAIL

DIŞ
(OUTSIDE) ➔

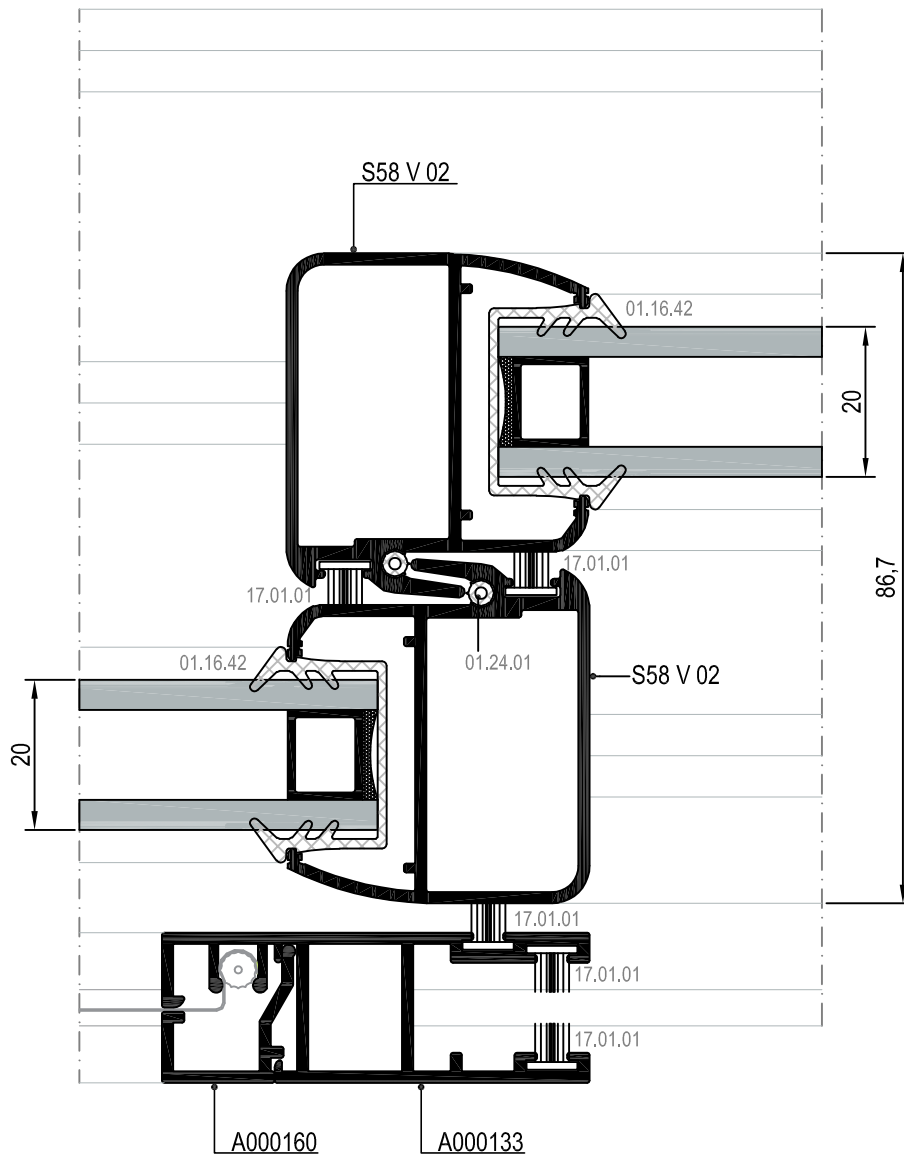


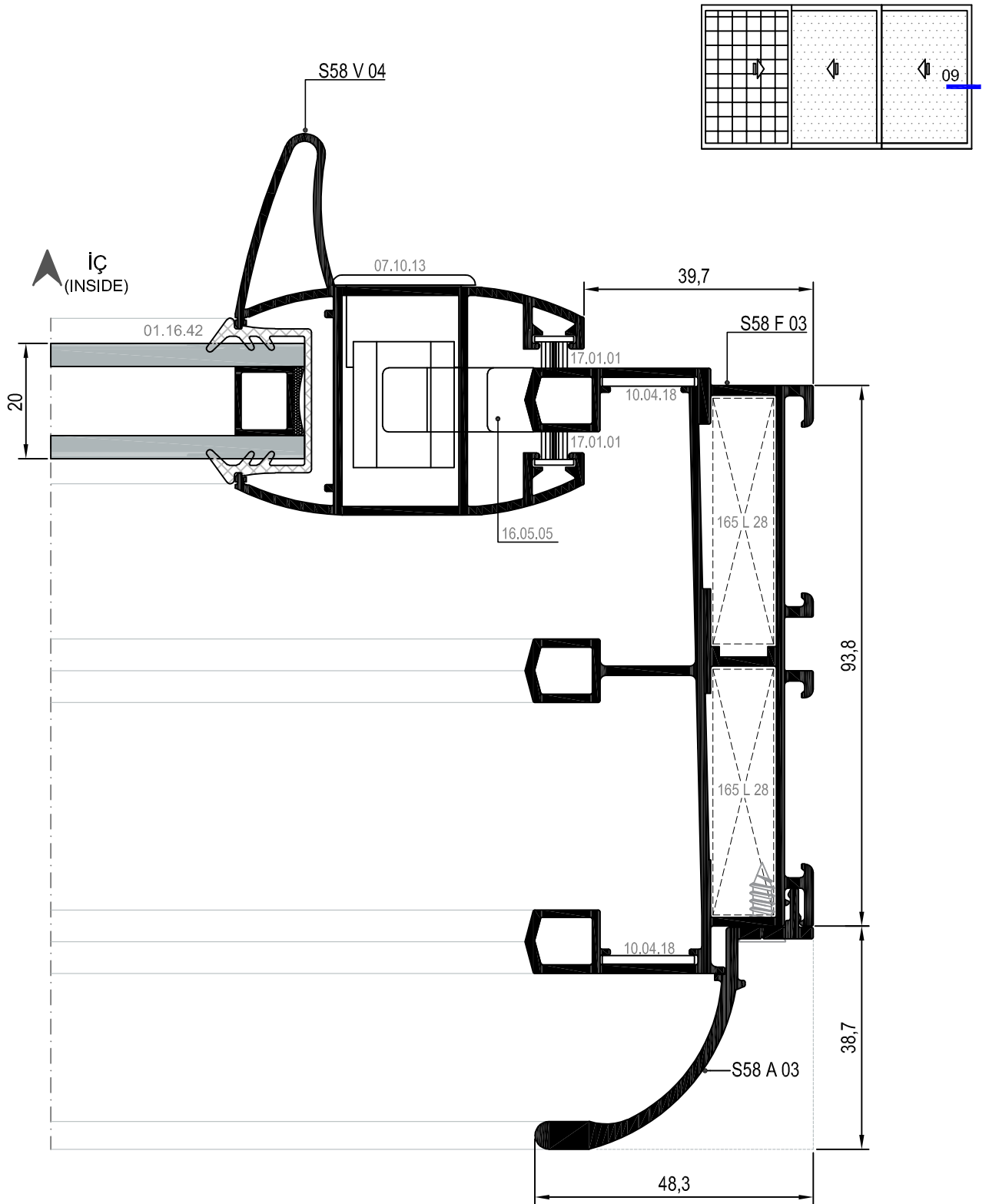
İÇ
(INSIDE)

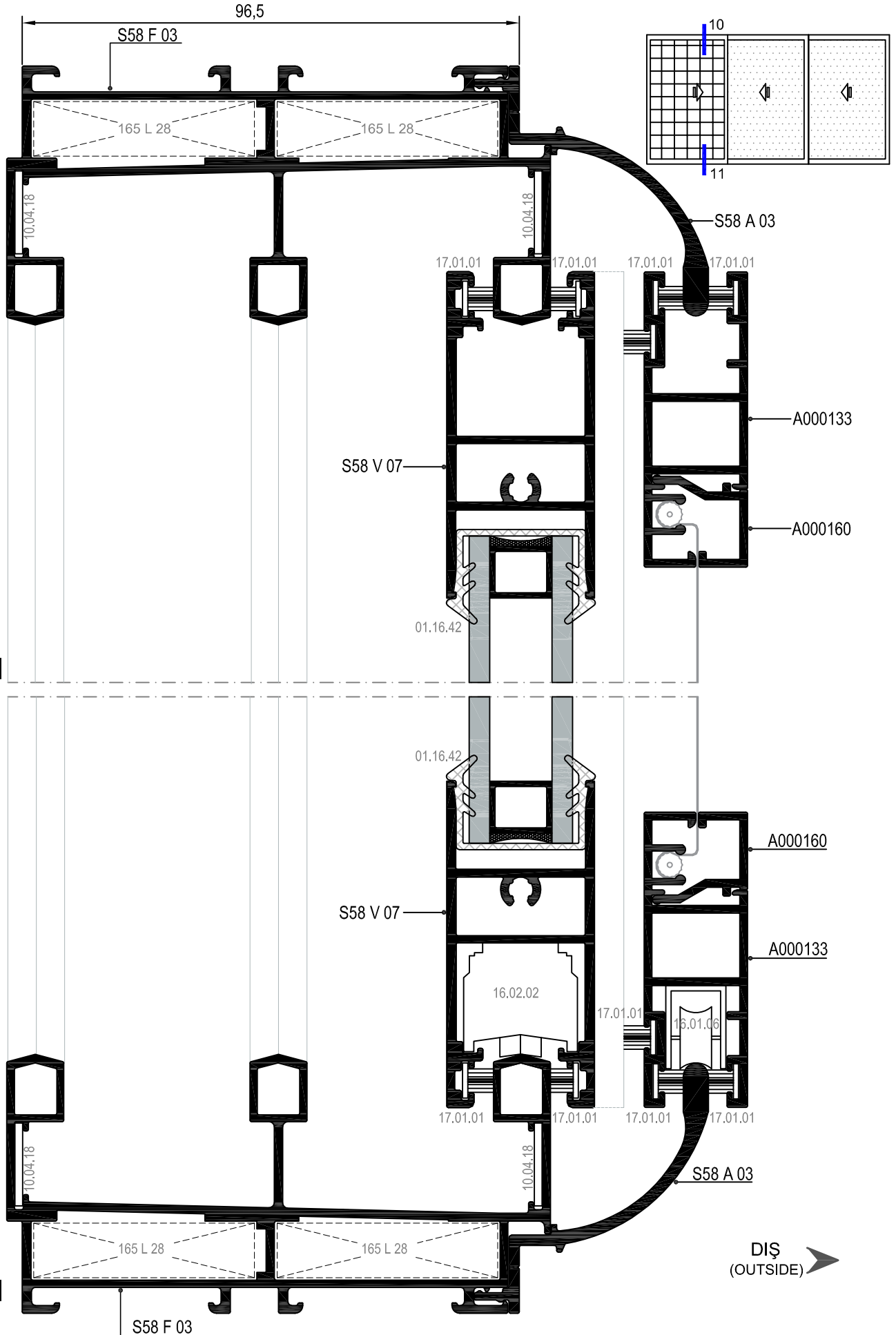


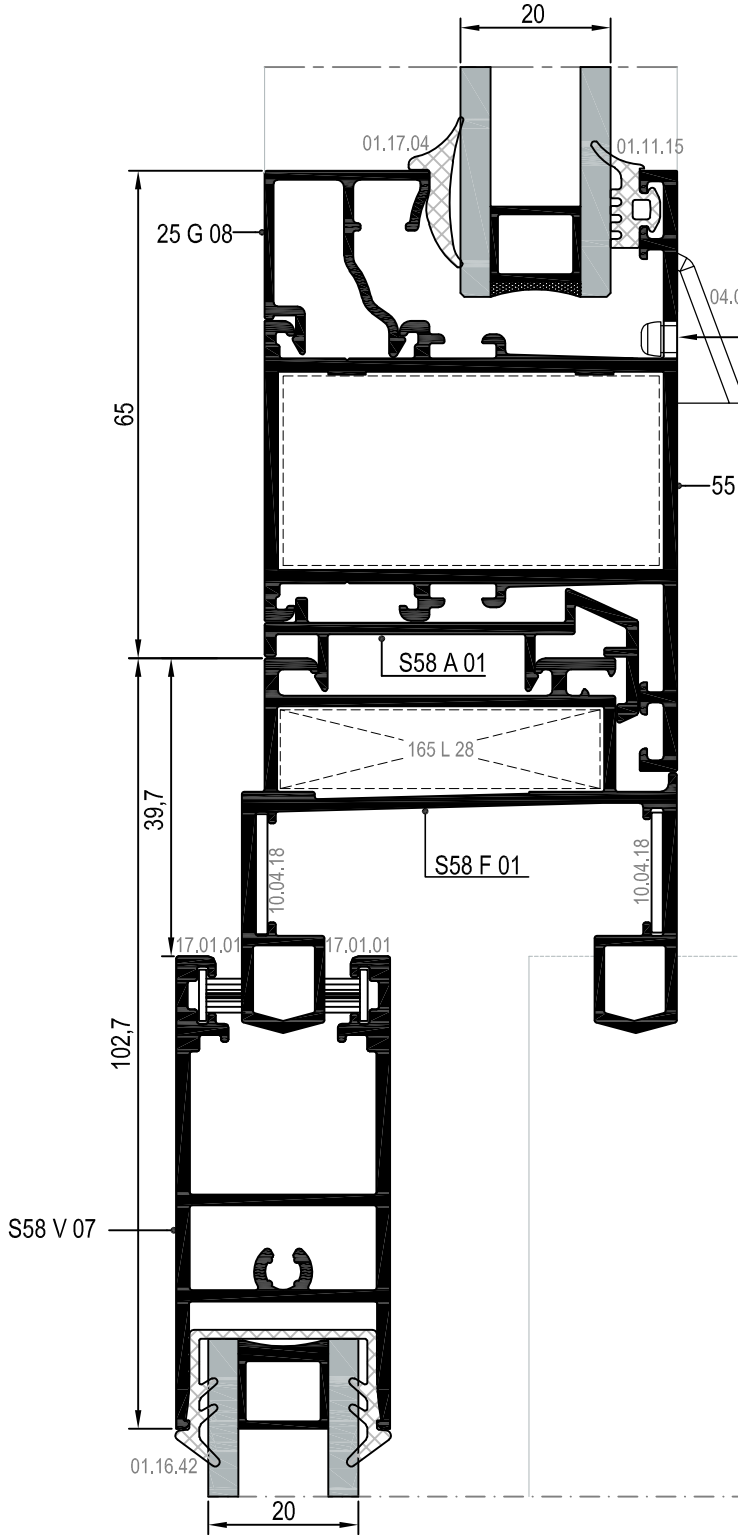
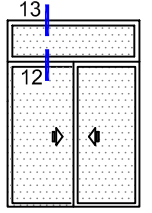


İÇ
(INSIDE)

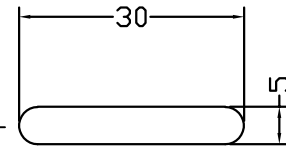




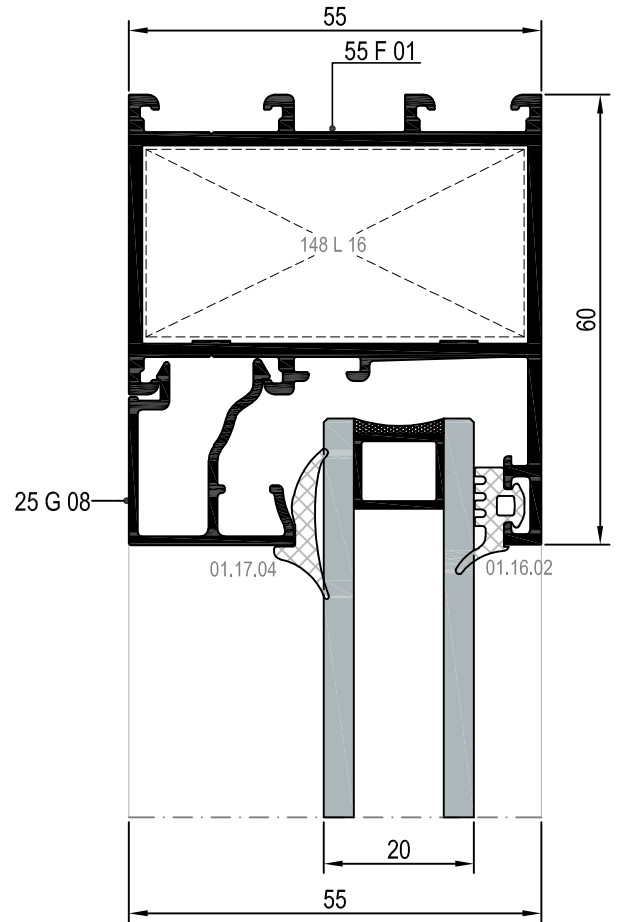




DIŞ
(OUTSIDE) ➔

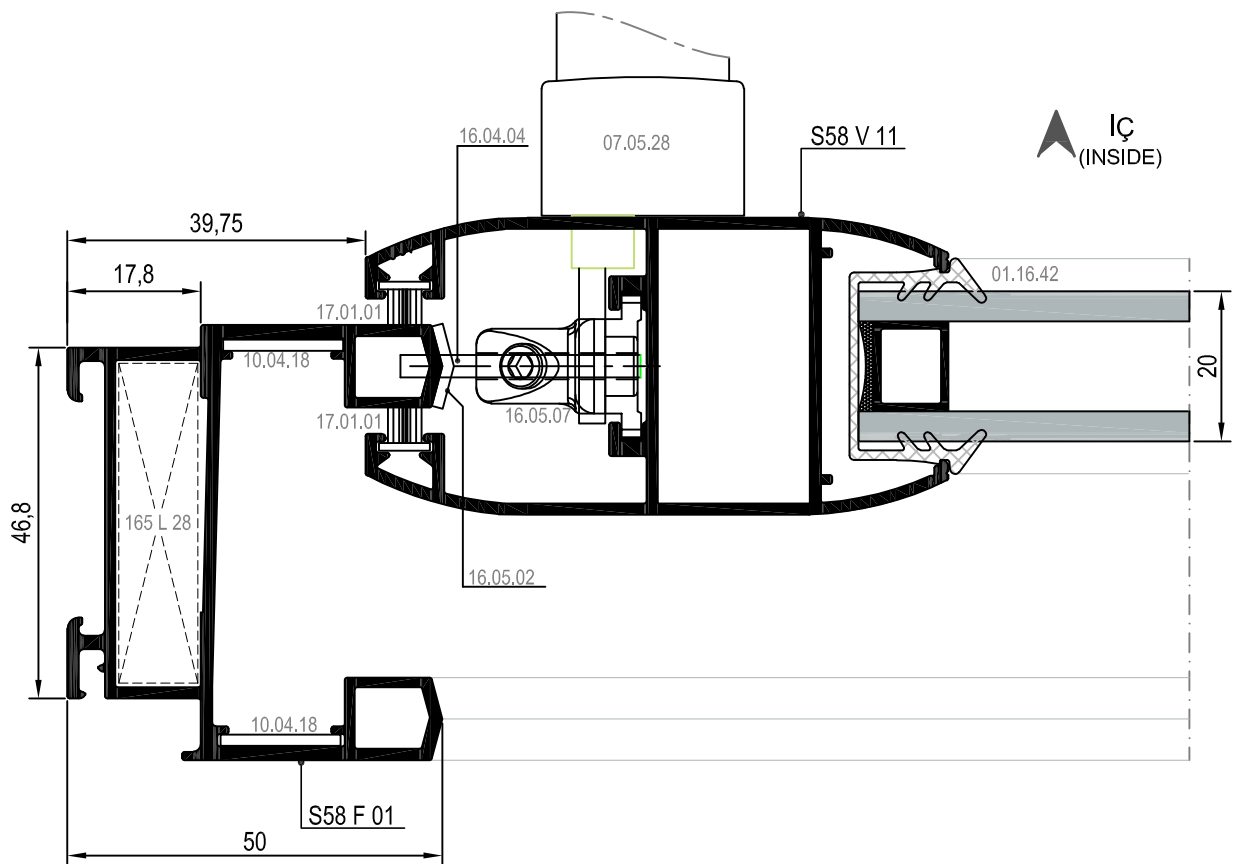
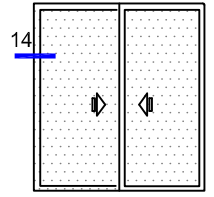


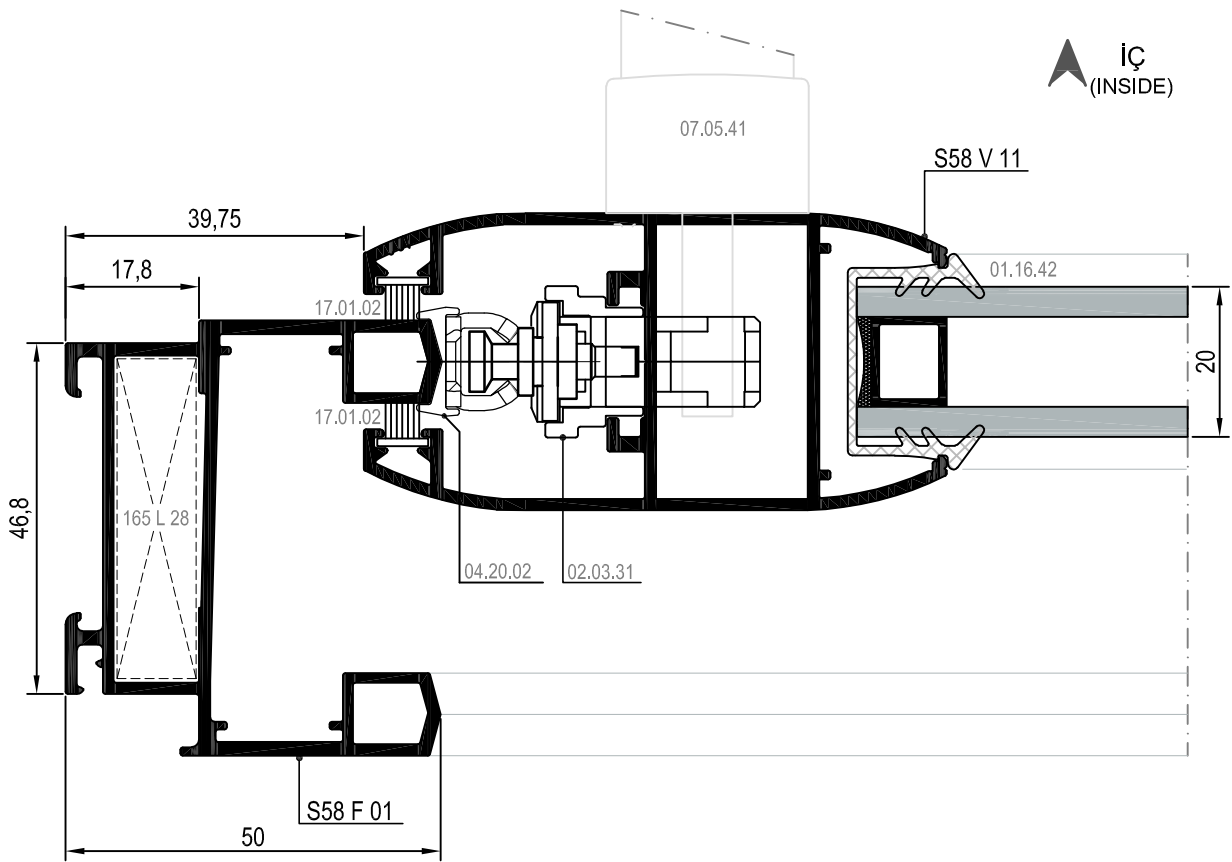
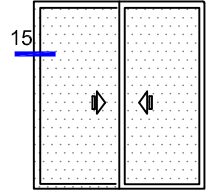
TAHLİYE DELİĞİNİN ÖLÇÜLERİ
DRAINAGE HOLE DIMENSIONS

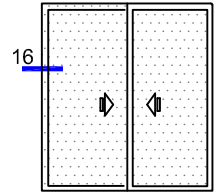
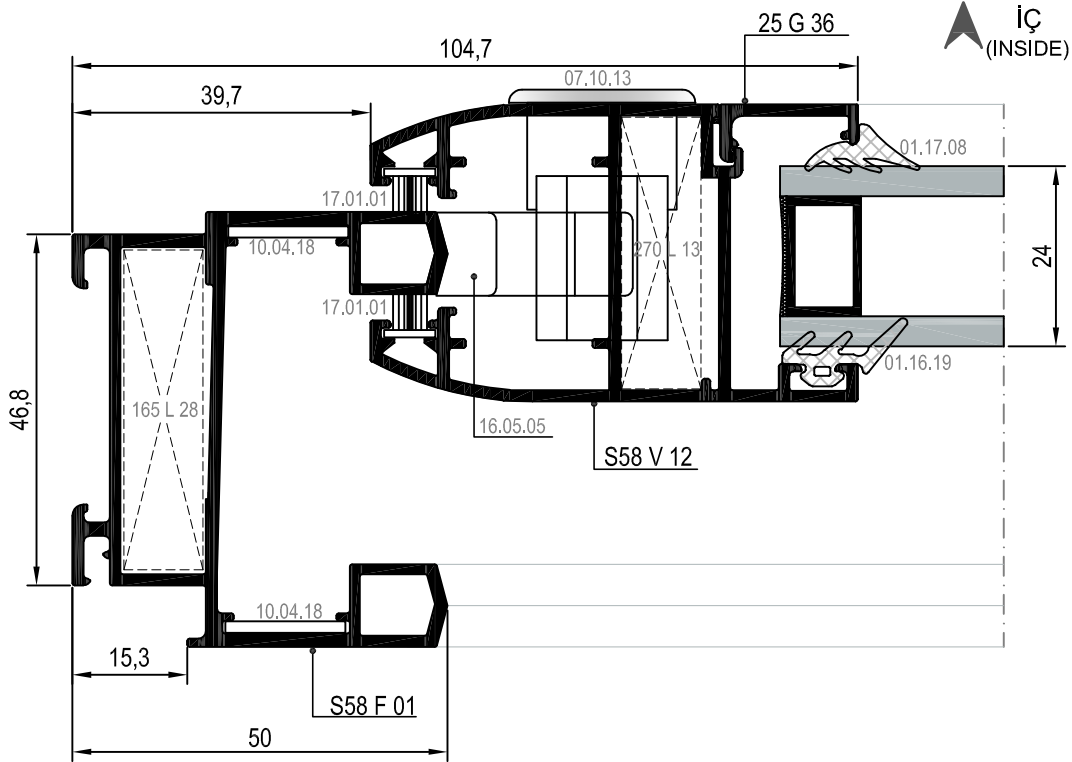


⑫ DETAYI
DETAIL

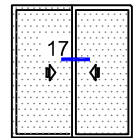
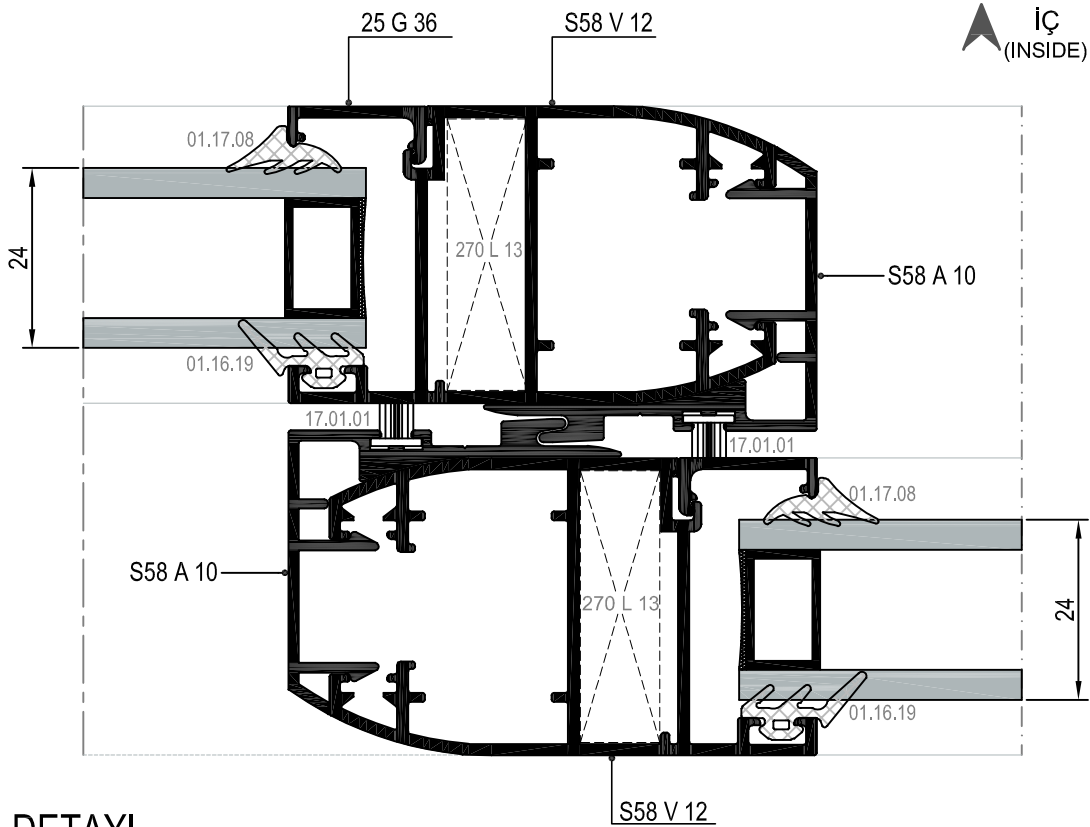
⑬ DETAYI
DETAIL



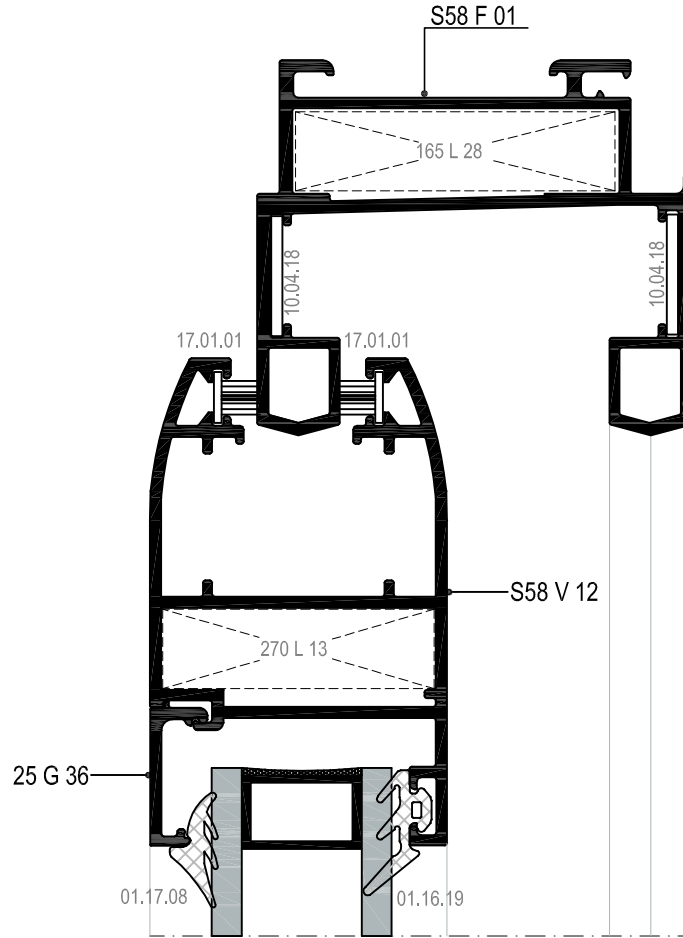




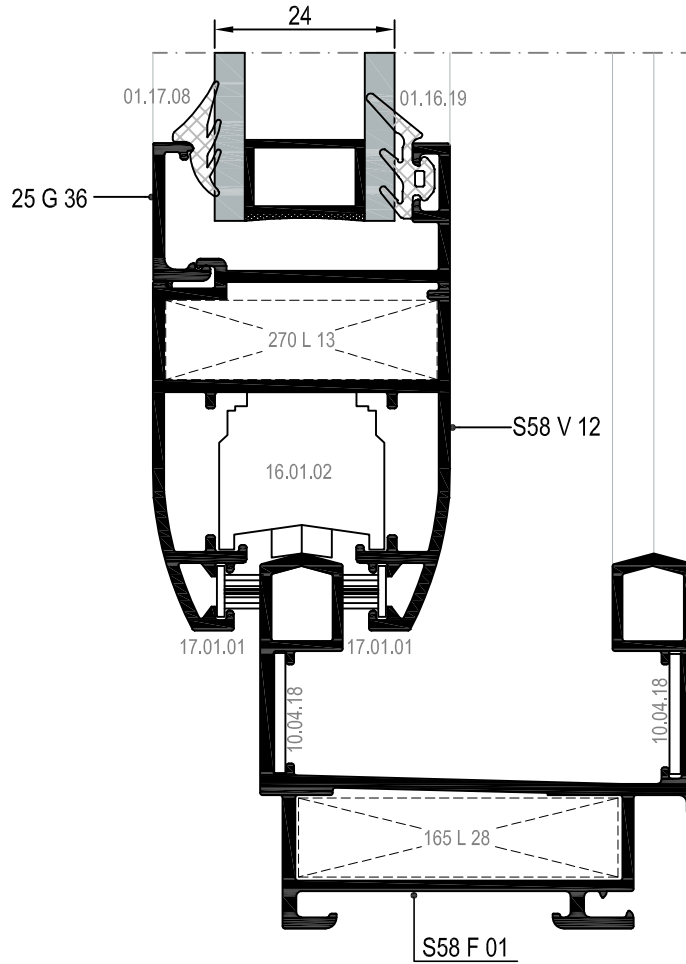
①6 DETAYI
DETAIL



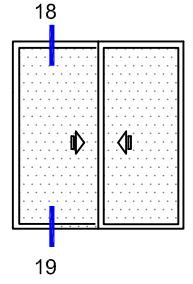
①7 DETAYI
DETAIL



18 DETAYI
DETAIL

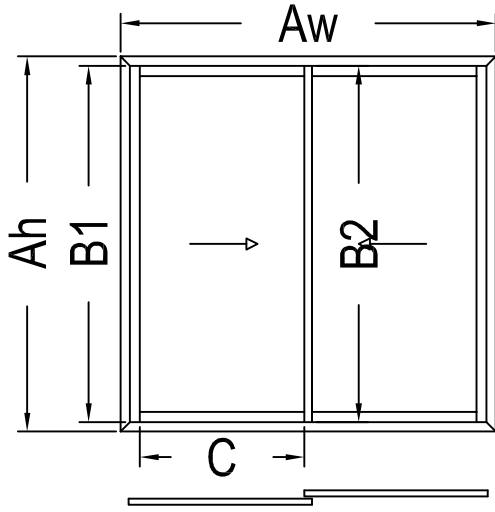


19 DETAYI
DETAIL



KESİM ÖLÇÜLERİ
CUTTING SIZES

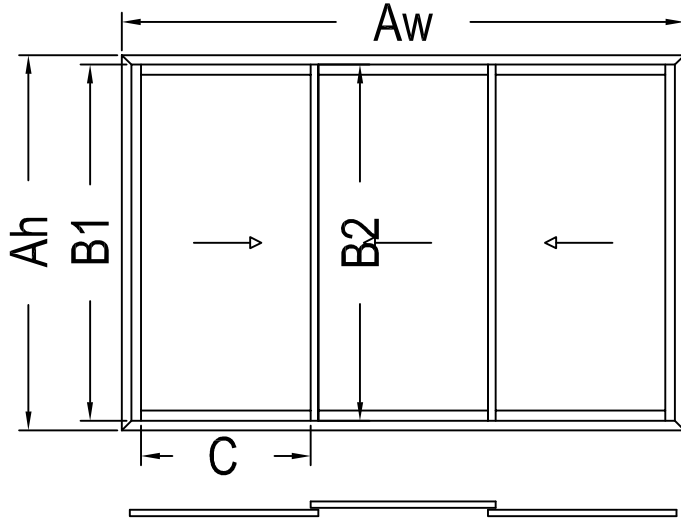
RS58



PROFİLLER

KOD	PROFİL ÇİZİMİ	ADET	KESİM ÖLÇÜSÜ (mm)
S58 F 01	A	2	A_w
		2	A_h
S58 V 01	B1	2	$B1 = A_h - 83,4 \text{ mm}$
S58 V 02	B2	2	$B2 = A_h - 83,4 \text{ mm}$
S58 V 07	C	4	$C = \frac{A_w - 85,6 \text{ mm}}{2}$

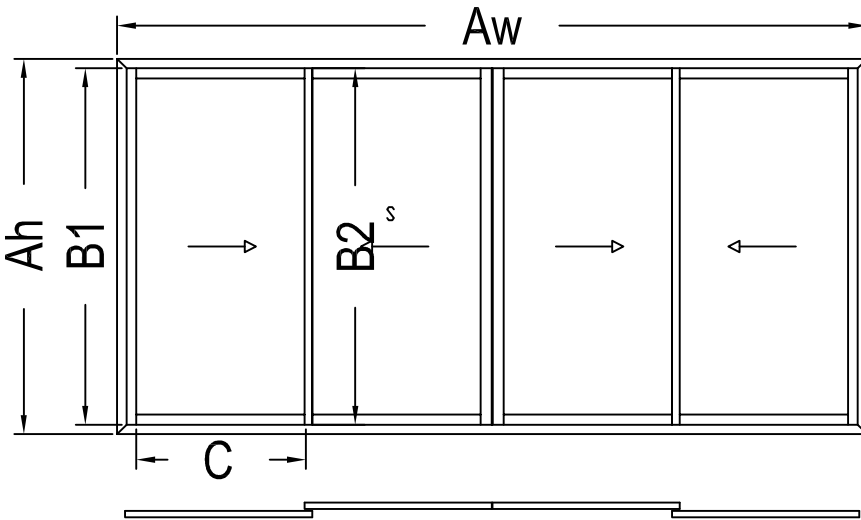
CAM GENİŞLİĞİ	$G_{lw} = C - 53,5$	G _{lw} x G _{lh} (m ²)	2 Adet
CAM YÜKSEKLİĞİ	$G_{lh} = B1 - 98$		



PROFİLLER

KOD	PROFİL ÇİZİMİ	ADET	KESİM ÖLÇÜSÜ (mm)
S58 F 03	A	2	A_w
		2	A_h
S58 V 01	B1	2	$B1 = A_h - 83,4 \text{ mm}$
S58 V 02	B2	4	$B2 = A_h - 83,4 \text{ mm}$
S58 V 07	C	6	$C = \frac{A_w - 48,2 \text{ mm}}{3}$

CAM GENİŞLİĞİ	$G_{lw} = C - 53,5$	G _{lw} x G _{lh} (m ²)	3 Adet
CAM YÜKSEKLİĞİ	$G_{lh} = B1 - 98$		



PROFİLLER

KOD	PROFİL ÇİZİMİ	ADET	KESİM ÖLÇÜSÜ (mm)
S58 F 01	A	2	A_w
		2	A_h
S58 V 01	B1	4	$B1 = A_h - 83,4 \text{ mm}$
S58 V 02	B2	4	$B2 = A_h - 83,4 \text{ mm}$
S58 V 07	C	8	$C = \frac{A_w - 94,7 \text{ mm}}{4}$
S58 A 06	D	1	$D = A_h - 110 \text{ mm}$

CAM GENİŞLİĞİ	$G_{lw} = C - 53,5$	G _{lw} x G _{lh} (m ²)	4 Adet
CAM YÜKSEKLİĞİ	$G_{lh} = B1 - 98$		

MİMARİ KATALOG

ARCHITECTURAL CATALOGUE

Alüminyum Kapı Pencere ve Giydirme Cephe Sistemleri
Aluminium Window Doors and Facade Systems



Rescara Sistem Detayları
Rescara System Details

RS58

AKSESUARLAR

ACCESSORIES

11

12

13

14

15

16

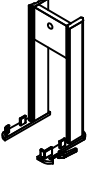



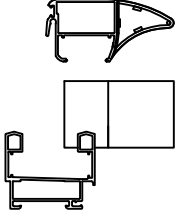
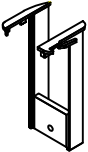



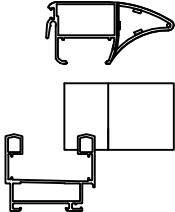
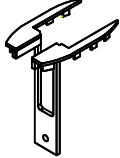
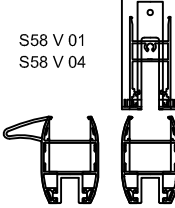


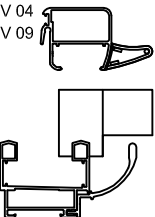
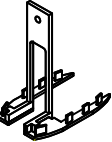
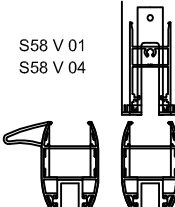


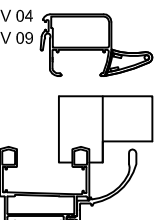
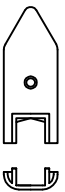
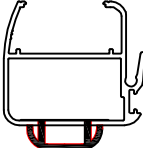


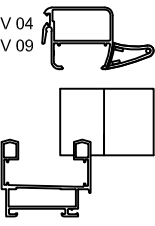


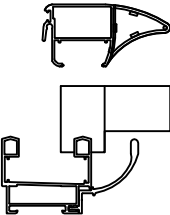


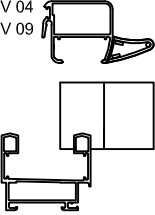


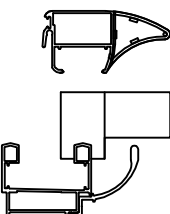

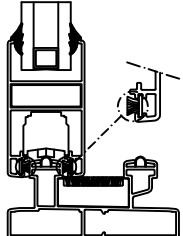
17


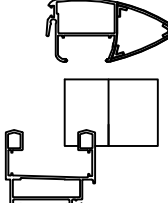
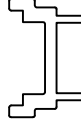
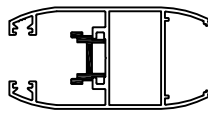

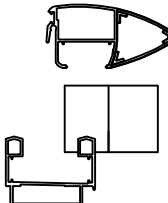
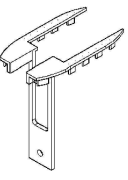
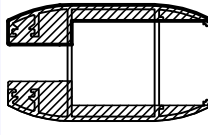
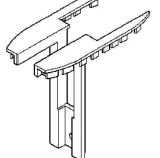
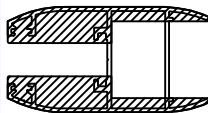
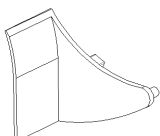
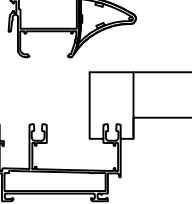
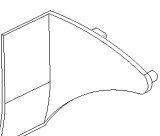
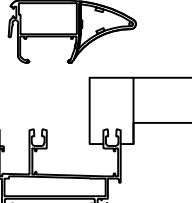
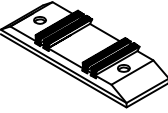
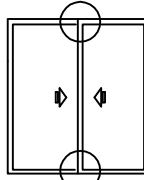
18

19

20

	<p>01.16.13</p> <p>CAM FİTİLİ GLAZING GASKET</p> <p>Malzeme / Material : EPDM Ağırlık / Weight : 394 gr/m Paket / Package: 38 m / 15 kg</p>			<p>01.19.14</p> <p>RAY FİTİLİ CENTRAL GASKET</p> <p>Malzeme / Material : EPDM Ağırlık / Weight : 52 gr/m Paket / Package: 288 m / 15 kg</p>	
	<p>01.16.15</p> <p>CAM FİTİLİ GLAZING GASKET</p> <p>Malzeme / Material : EPDM Ağırlık / Weight : 333 gr/m Paket / Package: 45 m / 15 kg</p>			<p>01.24.01</p> <p>MT-216 A KENET FİTİLİ CONNECTION GASGET</p> <p>Malzeme / Material : EPDM Ağırlık / Weight : 10 gr/m Paket / Package: 1500 m / 15 kg</p>	
	<p>01.16.19</p> <p>DIŞ CAM FİTİLİ GLAZING GASKET</p> <p>Malzeme / Material : EPDM Ağırlık / Weight : 68 gr/m Paket / Package: 220 m / 15 kg</p>			<p>19.01.04</p> <p>STOPER BUFFER</p> <p>Malzeme / Material : EPDM</p>	
	<p>01.16.41</p> <p>CAM FİTİLİ GLAZING GASKET</p> <p>Malzeme / Material : EPDM Ağırlık / Weight : 175 gr/m Paket / Package: 85 m / 15 kg</p>			<p>11.05.01</p> <p>KANAT SABİTLEME TAKOZU WENT FIXING PART</p> <p>Malzeme / Material : PVC</p>	
	<p>01.16.42</p> <p>CAM FİTİLİ GLAZING GASKET</p> <p>Malzeme / Material : EPDM Ağırlık / Weight : 137 gr/m Paket / Package: 109 m / 15 kg</p>			<p>10.04.18</p> <p>KÖŞE ÇAVUŞU CORNER PIECE</p> <p>Malzeme / Material : Paslanmaz Çelik / Stainless Steel</p>	
	<p>01.17.08</p> <p>CAM FİTİLİ GLAZING GASKET</p> <p>Malzeme / Material : EPDM Ağırlık / Weight : 51 gr/m Paket / Package: 294 m / 15 kg</p>			<p>10.04.19</p> <p>KÖŞE ÇAVUŞU CORNER PIECE</p> <p>Malzeme / Material : Paslanmaz Çelik / Stainless Steel</p>	
	<p>01.18.11</p> <p>ORTA BASMA FİTİLİ CENTRAL GASKET</p> <p>Malzeme / Material : EPDM Ağırlık / Weight : 208 gr/m Paket / Package: 72 m / 15 kg</p>				

	<p>04.10.03A</p> <p>PVC KAPAK PVC CAP</p> <p>Malzeme / Material : PVC</p>	<p>S58 V 02 S58 V 03 S58 V 09 S58 V 10</p> 	 	<p>04.10.07A</p> <p>PVC KAPAK PVC CAP</p> <p>Malzeme / Material : PVC</p>	<p>S58 V 03</p> 
	<p>04.10.03B</p> <p>PVC KAPAK PVC CAP</p> <p>Malzeme / Material : PVC</p>	<p>S58 V 02 S58 V 03 S58 V 09 S58 V 10</p> 	 	<p>04.10.07B</p> <p>PVC KAPAK PVC CAP</p> <p>Malzeme / Material : PVC</p>	<p>S58 V 03</p> 
	<p>04.10.04A</p> <p>PVC KAPAK PVC CAP</p> <p>Malzeme / Material : PVC</p>	<p>S58 V 01 S58 V 04</p> 	 	<p>04.10.08A</p> <p>PVC KAPAK PVC CAP</p> <p>Malzeme / Material : PVC</p>	<p>S58 V 04 S58 V 09</p> 
	<p>04.10.04B</p> <p>PVC KAPAK PVC CAP</p> <p>Malzeme / Material : PVC</p>	<p>S58 V 01 S58 V 04</p> 	 	<p>04.10.08B</p> <p>PVC KAPAK PVC CAP</p> <p>Malzeme / Material : PVC</p>	<p>S58 V 04 S58 V 09</p> 
	<p>04.10.05</p> <p>PVC KANAT KAPAĞI PVC CAP</p> <p>Malzeme / Material : PVC</p>		 	<p>04.10.09A</p> <p>PVC KAPAK PVC CAP</p> <p>Malzeme / Material : PVC</p>	<p>S58 V 04 S58 V 09</p> 
 	<p>04.10.06A</p> <p>PVC KAPAK PVC CAP</p> <p>Malzeme / Material : PVC</p>	<p>S58 V 03</p> 	 	<p>04.10.09B</p> <p>PVC KAPAK PVC CAP</p> <p>Malzeme / Material : PVC</p>	<p>S58 V 04 S58 V 09</p> 
 	<p>04.10.06B</p> <p>PVC KAPAK PVC CAP</p> <p>Malzeme / Material : PVC</p>	<p>S58 V 03</p> 		<p>17.01.01</p> <p>KIL FITİL 670x700 BRUSH 670x700</p> <p>Malzeme / Material Polipropilen / Polypropylene Paket / Package : 275 mt</p>	

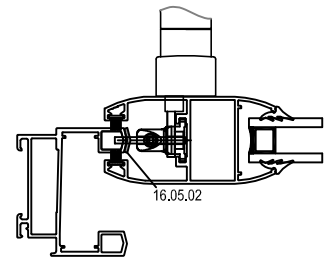
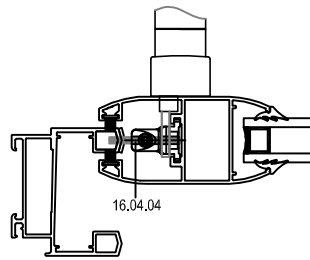
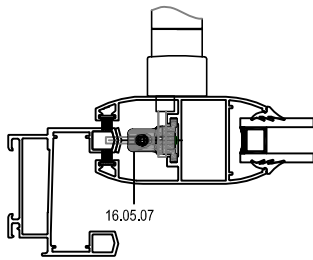
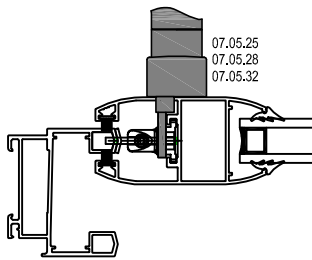
	04.10.18A PVC KAPAK PVC CAP Malzeme / Material : PVC	S58 V 10 		02.03.31 SÜRME KANAT İSPANYOLET ADAPTÖRÜ SLIDING VENT HANDLE ADAPTER Malzeme / Material : PVC	
	04.10.18B PVC KAPAK PVC CAP Malzeme / Material : PVC	S58 V 10 			
	04.10.22 PVC KAPAK (ÜST-ALT) PVC CAP (UP-BOTTOM) Malzeme / Material : PVC	S58 V 08 			
	04.10.23 PVC KAPAK (ÜST-ALT) PVC CAP (UP-BOTTOM) Malzeme / Material : PVC	S58 V 11 			
	04.10.39A PVC KAPAK PVC CAP Malzeme / Material : PVC S58 F 15 - S58 V 03 İçin kapak Pvc Cap For S58 F 15 - S58 V 03	S58 V 03 			
	04.10.39B PVC KAPAK PVC CAP Malzeme / Material : PVC S58 F 15 - S58 V 03 İçin kapak Pvc Cap For S58 F 15 - S58 V 03	S58 V 03 			
	04.11.02 SIZDIRMAZLIK PARÇASI SEALING PART Malzeme / Material : PVC				

 <p>07.05.28 RESCARA GLOBAL PENCERE KOLU (TEK DİLLİ) RESCARA GLOBAL HANDLE FOR WINDOWS (SINGLE RAIL) Renk / Colour : Siyah-Beyaz-Gri / Black-White-Grey</p> <p>EN 1670</p>	 <p>07.05.25 GIESSE İSPANYOLET KOL (ÇİFT DİLLİ) GIESSE HANDLE FOR WINDOWS (DOUBLE RAIL) Renk / Colour : Siyah-Beyaz-Gri / Black-White-Grey</p> <p>UNI CEI EN ISO / IEC 17050</p>
 <p>07.05.32 RESCARA PENCERE KOLU (ÇİFT DİLLİ) RESCARA GLOBAL HANDLE FOR WINDOWS (DOUBLE RAIL) Renk / Colour : Siyah-Beyaz-Gri / Black-White-Grey</p> <p>EN 1670, 13126-8</p>	 <p>07.25.01 GIESSE T1J BAĞLANTI PARÇASI GIESSE CONNECTION ROD Renk / Colour : Siyah / Black Malzeme / Material : Polyamid / Polyamide</p> <p>07.05.25 Kol için / For Handle 07.05.25</p>
 <p>07.13.08 RESCARA KOL BAĞLANTI PARÇASI RESCARA CONNECTION PART FOR HANDLE Malzeme / Material : PVC</p> <p>07.05.32 Kol için / For Handle 07.05.32</p>	 <p>07.13.07 KOL BAĞLANTI PARÇASI CONNECTION PART FOR HANDLE Malzeme / Material : Zamak / Zamak</p> <p>07.05.28 Kol için / For Handles 07.05.28</p>
 <p>16.05.07 KİLİT ADAPTÖRÜ LOCK ADAPTER</p> <p>07.05.25, 07.05.28 ve 07.05.32 Kolları için / For Handle 07.05.25, 07.05.28 and 07.05.32</p>	 <p>16.05.02 SÜRME KİLİT KARŞILIĞI STRIKER FOR SLIDING LOCK</p> <p>07.05.25, 07.05.28 ve 07.05.32 Kolları için / For Handle 07.05.25, 07.05.28 and 07.05.32</p>
 <p>16.04.04 SÜRME DİL SLIDING BOLT</p> <p>07.05.25, 07.05.28 ve 07.05.32 Kolları için / For Handle 07.05.25, 07.05.28 and 07.05.32</p>	

AKSESUARLAR / KOL & KİLİTLEME SETLERİ
ACCESSORIES / HANDLES & LOCKING KITS

KOL İLE KİLİTLEME SEÇİM TABLOSU
LOCKING KIT SELECTION TABLE WITH HANDLE

KOD CODE	TANIM DESCRIPTION	ADET NUMBER				KANAT VENT	
		H: 0-1200 mm	H: 1201-1799 mm	H: 1800-2199mm	H: 2200-2500 mm		
RESCARA TEK DİLLİ KOL RESCARA SINGLE RAIL HANDLE	07.05.28	RESCARA GLOBAL PENCERE KOLU RESCARA GLOBAL HANDLE	1	1	1	1	S58 V 11
	07.13.07	KOL BAĞLANTI PARÇASI CONNECTION PART FOR HANDLE	1	1	1	1	
GIESSE ÇİFT DİLLİ KOL GIESSE DOUBLE RAIL HANDLE	07.05.25	GIESSE İSPANYOLET KOL GIESSE HANDLE FOR WINDOWS	1	1	1	1	
	07.25.01	GIESSE TIJ BAĞLANTI PARÇASI GIESSE CONNECTION ROD	1	1	1	1	
RESCARA ÇİFT DİLLİ KOL RESCARA DOUBLE RAIL HANDLE	07.05.32	RESCARA PENCERE KOLU RESCARA GLOBAL HANDLE	1	1	1	1	
	07.13.08	RESCARA KOL BAĞLANTI PARÇASI RESCARA CONNECTION ROD	1	1	1	1	
16.05.07	KİLİT ADAPTÖRÜ LOCK ADAPTÖR	2	3	4	5		
16.04.04	SÜRME DİL SLIDING BOLT	2	3	4	5		
16.05.02	SÜRME KİLİT KARŞILIĞI STRIKER FOR SLIDING LOCK	2	3	4	5		





07.10.12

HAVUZLU KİLİT ANAHTARLI
SLIDING LOCK WITH KEY

Malzeme / Material : Alüminyum-Zamak
Aluminium-Zamak



07.10.13

HAVUZLU KİLİT
SLIDING LOCK

Malzeme / Material : Alüminyum-Zamak
Aluminium-Zamak



07.10.14

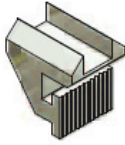
ÇİFTLİ HAVUZLU KİLİT ANAHTARLI
DOUBLE SLIDING LOCK WITH KEY

Malzeme / Material : Alüminyum-Zamak
Aluminium-Zamak



07.10.09

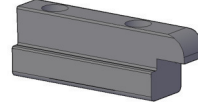
HAVUZ KOL
SLIDING HANDLE
Malzeme / Material : Alüminyum
Aluminium



07.11.03

KOL ÜSTÜ KARŞILIK
STRIKER FOR HANDLE

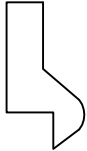
07.10.12 , 07.10.13 , 07.10.14 Sürme Kilit İçin / For Handle 07.10.12 , 07.10.13 , 07.10.14



07.11.04

KOL ÜSTÜ KARŞILIK
STRIKER FOR HANDLE

07.10.12 , 07.10.13 , 07.10.14 Sürme Kilit İçin / For Handle 07.10.12 , 07.10.13 , 07.10.14



16.05.05

SÜRME KİLİT ADAPTÖRÜ
LOCK ADAPTER

07.10.12 , 07.10.13 , 07.10.14 Sürme Kilit İçin / For Handle 07.10.12 , 07.10.13 , 07.10.14



16.04.02

SÜRME DİL
SLIDING BOLT

07.10.12 , 07.10.13 , 07.10.14 Sürme Kilit İçin / For Handle 07.10.12 , 07.10.13 , 07.10.14

HAVUZLU KOL İLE KİLİTLEME SEÇİM TABLOSU 1

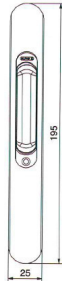
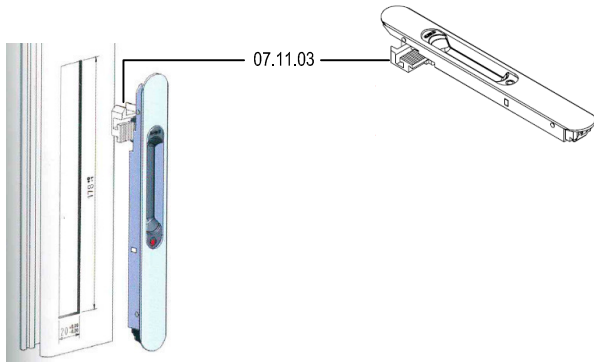
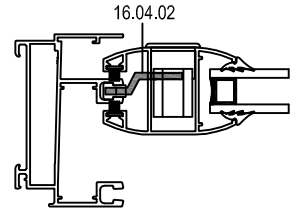
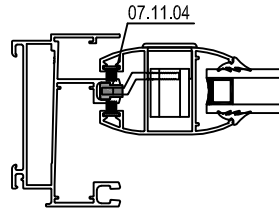
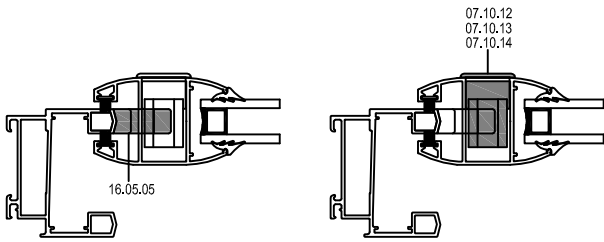
LOCKING KIT SELECTION TABLE WITH SLIDING LOCK

KOD CODE	TANIM DESCRIPTION	ADET NUMBER	KANAT VENT
07.10.12 07.10.13 07.10.14	HAVUZLU KİLİT SLIDING LOCK	1	S58 V 01 S58 V 04
16.05.05	SÜRME KİLİT ADAPTÖRÜ SLIDING LOCK ADAPTER	1	S58 V 12 S58 V 08
07.11.03	KOL ÜSTÜ KARŞILIK STRIKER FOR HANDLE	1	

HAVUZLU KOL İLE KİLİTLEME SEÇİM TABLOSU 2

LOCKING KIT SELECTION TABLE WITH SLIDING LOCK

KOD CODE	TANIM DESCRIPTION	ADET NUMBER	KANAT VENT
07.10.12 07.10.13 07.10.14	HAVUZLU KİLİT SLIDING LOCK	1	S58 V 01 S58 V 04 S58 V 12 S58 V 08
16.04.02	SÜRME DİL SLIDING BOLT	1	
07.11.04	KOL ÜSTÜ KARŞILIK STRIKER FOR HANDLE	1	



07.10.13



07.05.41

RESCARA AKUSTİK PENCERE KOLU
RESCARA ACOUSTIC HANDLE

Renk / Colour : Siyah-Beyaz-Gri
Black-White-Grey



07.05.42

RESCARA AKUSTİK PENCERE KOLU
RESCARA ACOUSTIC HANDLE

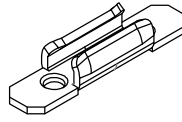
Renk / Colour : Siyah-Beyaz-Gri
Black-White-Grey



07.05.48

RESCARA GİZLİ SÜRME KOLU
RESCARA HIDDEN SLIDING HANDLE

Renk / Colour : Siyah-Beyaz-Gri
Black-White-Grey



16.05.08

SÜRME KİLİT KARŞILIĞI
STRIKER FOR SLIDING LOCK

07.05.41, 07.05.42, 07.05.48 PVC Kol için / For PVC Handle 07.05.41, 07.05.42, 07.05.48

07.18.XX

22 EKSEN SÜRME İSPANYOLETİ
22 AXIS STEEL GEARBOX SLIDING ESPOGNOLETTE

Renk / Colour : Siyah-Beyaz-Gri
Black-White-Grey



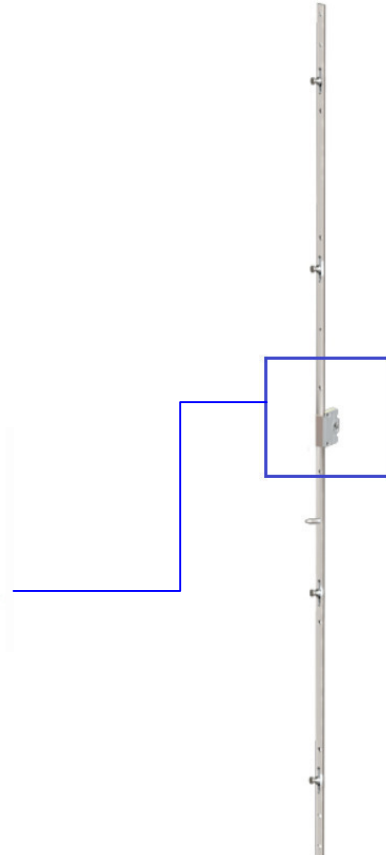
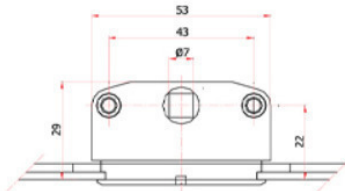
04.20.02

SÜRME KİLİT KARŞILIĞI ALT PLASTİK
PARÇASI
TIN PLATE STRIKER FOR SLIDING LOCK

Malzeme / Material : PVC

07.18.xx 22 EKSEN SÜRME İSPANYOLETİ
07.18.xx 22 AXIS STEEL GEARBOX SLIDING ESPOGNOLETTE

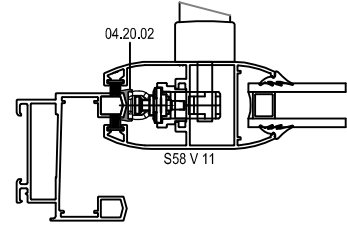
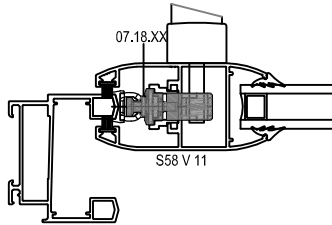
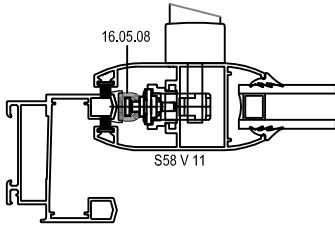
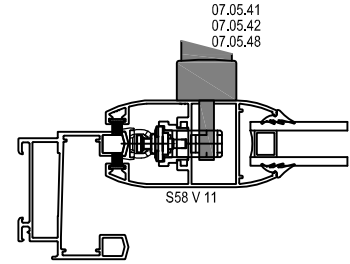
KOD CODE	ÖLÇÜ DIMENSION
07.18.24	h: 600mm-800mm / 22
07.18.25	h: 800mm-1000mm / 22
07.18.26	h: 1000mm-1200mm / 22
07.18.27	h: 1200mm-1400mm / 22
07.18.28	h: 1400mm-1600mm / 22
07.18.29	h: 1600mm-1800mm / 22
07.18.30	h: 1800mm-2000mm / 22
07.18.31	h: 2000mm-2200mm / 22



PVC KOL İLE KİLİTLEME SEÇİM TABLOSU

LOCKING KIT SELECTION TABLE WITH PVC HANDLE

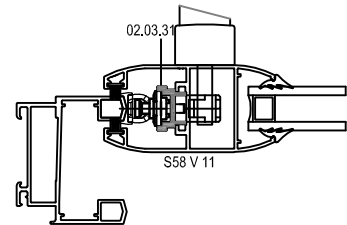
KOD CODE	TANIM DESCRIPTION	ADET NUMBER	KANAT VENT
07.05.41 07.05.42 07.05.48	PVC İSPANYOLET KOL PVC HANDLE	1	S58 V 11
16.05.08	SÜRME KİLİT KARŞILIĞI STRIKER FOR SLIDING LOCK	BKZ. 07.18.xx SEÇİM TABLOSU SEE 07.18.xx SELECTION TABLE	
04.20.02	SÜRME SAC KARŞILIĞI TIN PLATE STRIKER FOR SLIDING LOCK	BKZ. 07.18.xx SEÇİM TABLOSU SEE 07.18.xx SELECTION TABLE	
07.18.XX	SÜRME İSPANYOLETİ SLIDING ESPOGNOLETTE	1	



07.18.xx 22 EKSEN SÜRME İSPANYOLETİ

07.18.xx 22 AXIS STEEL GEARBOX SLIDING ESPOGNOLETTE

KOD CODE	ÖLÇÜ DIMENSION	16.05.08 ADET/NUMBER	04.20.02 ADET/NUMBER
07.18.24	h: 600mm-800mm / 22	2	2
07.18.25	h:800mm-1000mm / 22	2	2
07.18.26	h: 1000mm-1200mm / 22	3	3
07.18.27	h: 1200mm-1400mm / 22	3	3
07.18.28	h: 1400mm-1600mm / 22	3	3
07.18.29	h:1600mm-1800mm / 22	3	3
07.18.30	h:1800mm-2000mm / 22	4	4
07.18.31	h:2000mm-2200mm / 22	4	4






16.02.02

GIESSE AYARLI ÇİFTLİ RULMAN
GIESSE ADJUSTABLE CARRERA 2 PULLEYS

Malzeme / Material : Polyamid- Zamak
Polyamide -Zamak

2 Adet 180 kg taşıır. / 180 kg with 2 pulleys
EN 13126-15 : 2008



16.02.07

RESCARA AYARLI ÇİFTLİ RULMAN
RESCARA ADJUSTABLE CARRERA 2 PULLEYS


2 Adet 120 kg taşıır. / 120 kg with 2 pulleys



16.01.01

AYARLI TEKLİ RULMAN
PULLEY WITH SINGLE WHEEL

2 Adet 35 kg taşıır. / 35 kg with 2 pulleys
Max. kanat ölçüsü 600x1500./ Max. vent dimension 600x1500



16.01.02

AYARLI ÇİFTLİ RULMAN
ADJUSTABLE PULLEY

2 Adet 65 kg taşıır. / 65 kg with 2 pulleys
Max. kanat ölçüsü 1000x2100./ Max. vent dimension 1000x2100



16.01.12

METAL TEKERLEKLİ AYARLI RULMAN
STEEL ADJUSTABLE PULLEYS

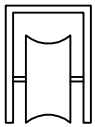
2 Adet 65 kg taşıır. / 65 kg with 2 pulleys
Max. kanat ölçüsü 1000x2100./ Max. vent dimension 1000x2100



16.01.13

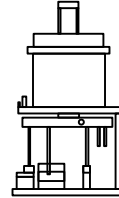
METAL TEKERLEKLİ AYARLI RULMAN
PULLEY WITH SINGLE WHEEL

2 Adet 35 kg taşıır. / 35 kg with 2 pulleys
Max. kanat ölçüsü 600x1500./ Max. vent dimension 600x1500



16.01.06

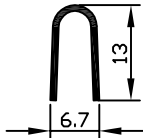
SİNEKLİK RULMANI
PULLEY FOR INSECT SCREEN



21.01.02

PUNCH MAKİNESİ
PUNCH MACHINE

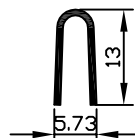
Pnömatik



16.06.01

ÇELİK RAY
STEEL RAIL

Malzeme / Material : Paslanmaz Çelik
Stainless Steel



16.06.02

ÇELİK RAY
STEEL RAIL

Malzeme / Material : Paslanmaz Çelik
Stainless Steel
S58 F 15 için / For S58 F 15