

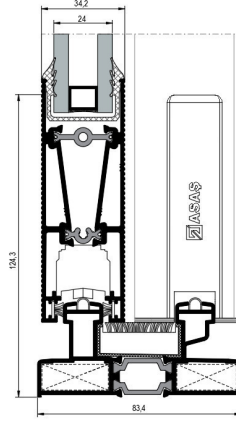
MİMARİ KATALOG
ARCHITECTURAL CATALOGUE

Alüminyum Kapı Pencere ve Giydirme Cephe Sistemleri
Aluminium Window Doors and Facade Systems

RESCARA



RST83



TEKNİK ÖZELLİKLERİ / TECHNICAL PROPERTIES

| | |
|---|--------------------------|
| KASA DERİNLİĞİ / FRAME DEPTH | min.83,4mm - max.120,6mm |
| KANAT DERİNLİĞİ / VENT DEPTH | min.34,2mm - max.72,8mm |
| PROFİL ET KALINLIĞI / PROFILE WALL THICKNESS | 1,4 mm |
| CAM KALINLIĞI / GLASS THICKNESS | 8 / 10 / 20 / 24 mm |
| ISI BARIYERLERİ / THERMAL INSULATION BAR | 14,8 / 20 / 24 mm |

KULLANIM SEÇENEKLERİ / APPLICATION ALTERNATIVES

| | KAPI DOOR | PENCERE WINDOW |
|---|---------------------|--------------------------|
| BASİT SÜRME / SLIDING | * | * |
| 90° KANAT BİRLEŞİMİ / 90° VENT COMBINATION | * | * |
| CAM ÇİTALİ KANAT / VENT WITH GLAZING BEAD | * | * |
| CAM ÇİTASIZ KANAT / VENT WITHOUT GLAZING BEAD | * | * |
| 3 RAYLI KASA / 3 RAILED FRAME | * | * |
| SİNEKLİK / INSECT SCREEN | * | * |
| SABİTLE BİRLEŞİM / COMBINATION WITH FIXED PART | * | * |

PERFORMANS DEĞERLERİ / PERFORMANCE VALUES

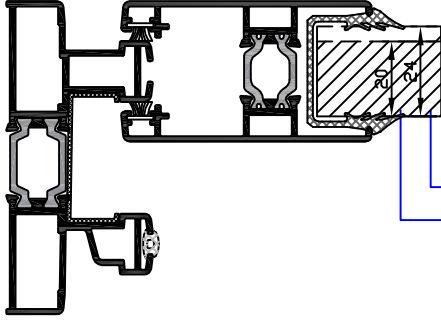
SİSTEM UF DEĞERİ - EN 10077-2
(THERMAL INSULATION VALUE)



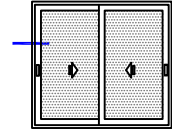
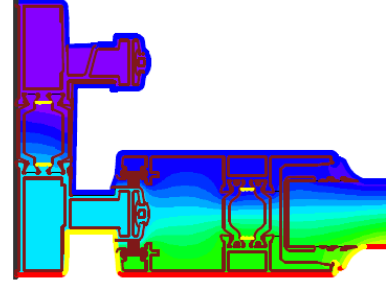
4,12~5,89 W/M²K

ISI YALITIM DEĞERLERİ (UF) / THERMAL INSULATION VALUE (UF):

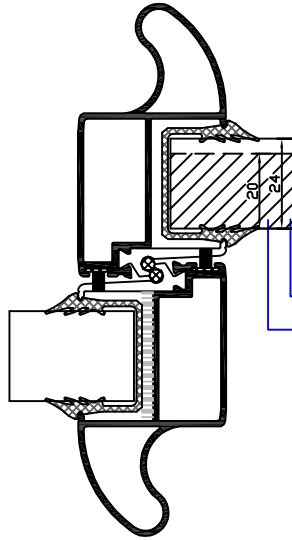
Cam Kalınlıkları (glass thickness) : 20mm / 24mm



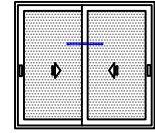
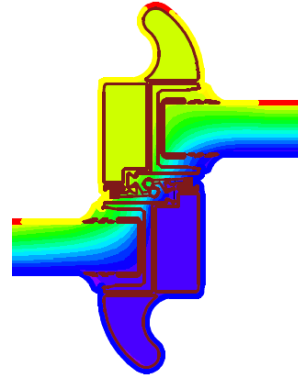
UF: 4,39 W/M²K
UF: 4,41 W/M²K



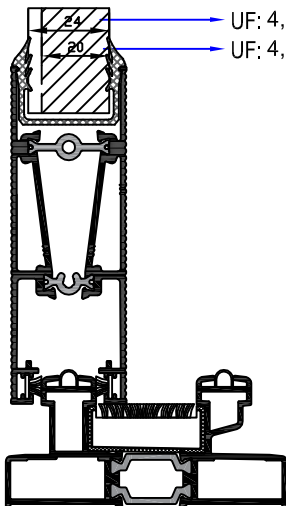
Cam Kalınlıkları (glass thickness) : 20mm / 24mm



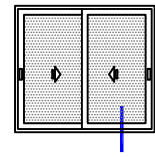
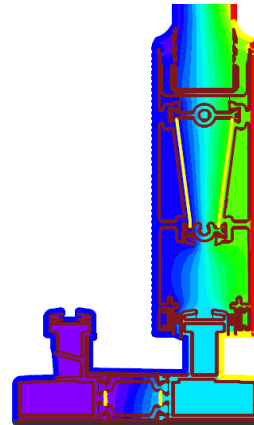
UF: 5,44 W/M²K
UF: 5,89 W/M²K



Cam Kalınlıkları (glass thickness) : 20mm / 24mm

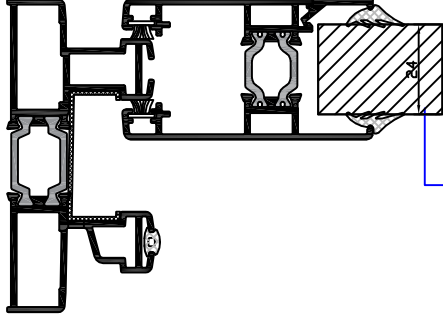
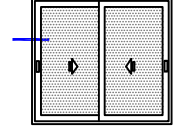


UF: 4,09 W/M²K
UF: 4,12 W/M²K

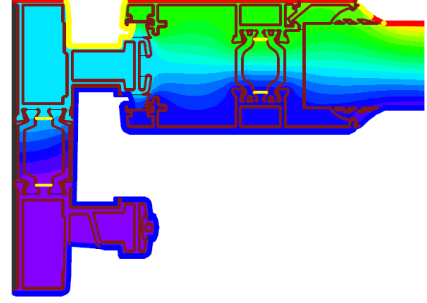


ISI YALITIM DEĞERLERİ (UF) / THERMAL INSULATION VALUE (UF):

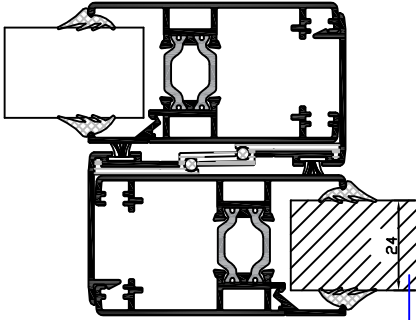
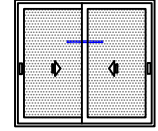
Cam Kalınlıkları (glass thickness) : 24mm cam çıtalı



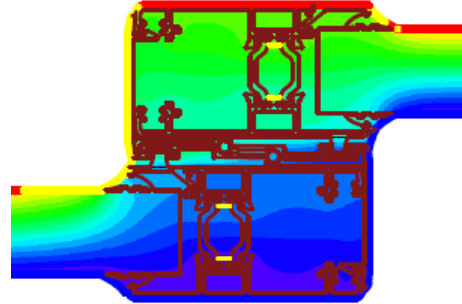
UF: 4,52 W/M²K



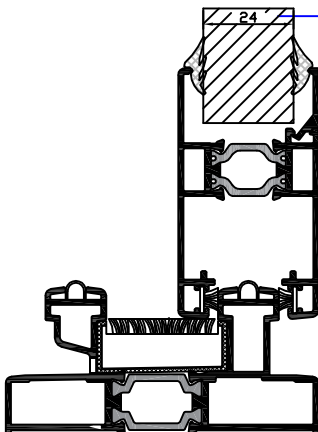
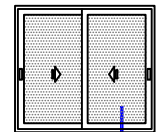
Cam Kalınlıkları (glass thickness) : 24mm cam çıtalı



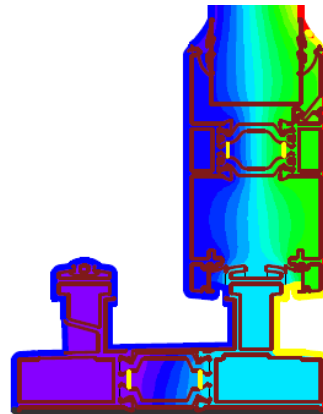
UF: 5,23 W/M²K



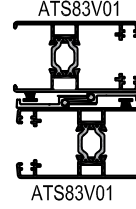
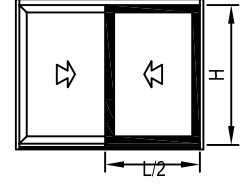
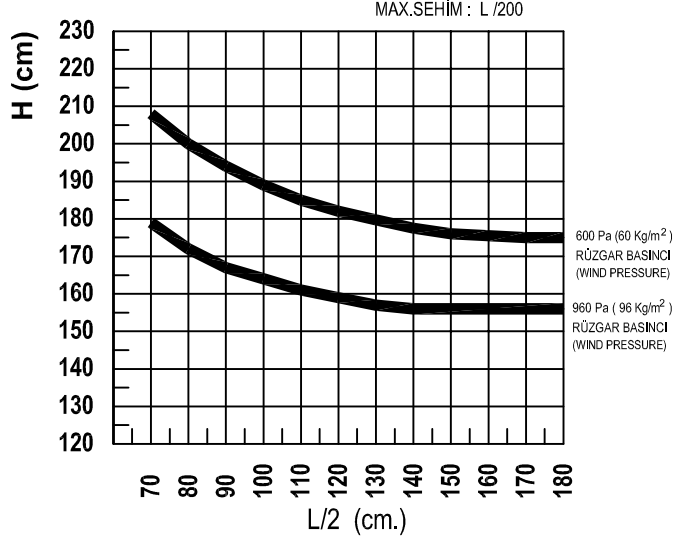
Cam Kalınlıkları (glass thickness) : 24mm cam çıtalı



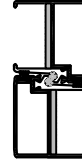
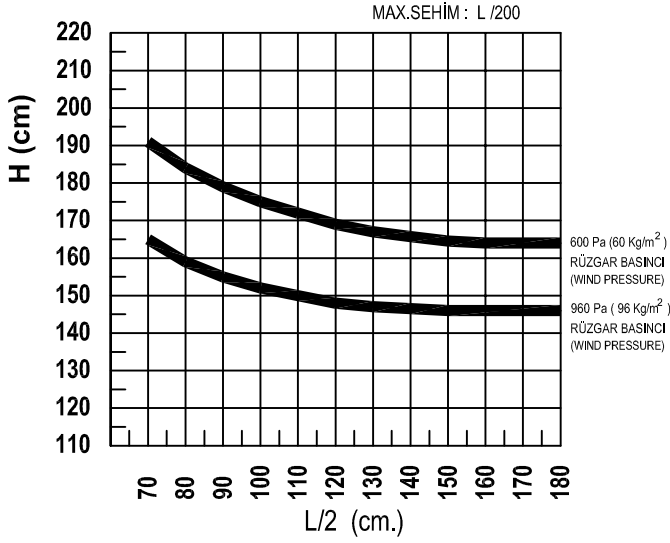
UF: 4,52 W/M²K



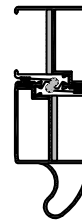
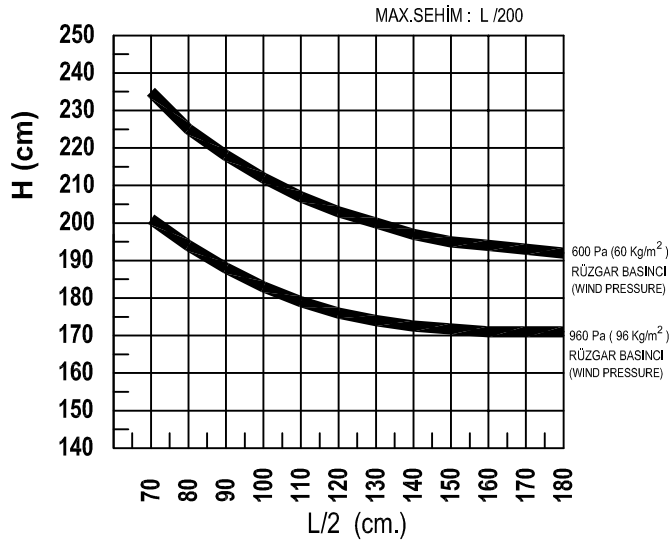
RÜZGAR YÜKÜNE GÖRE KULLANIM LİMİTLERİ GRAFIĞI USAGE DIAGRAM FOR THE WIND LOAD



ATS83V01 Jx: 6,765 cm⁴
ATS83V01 Jx: 6,765 cm⁴
TOPLAM Jx: 13,53 cm⁴

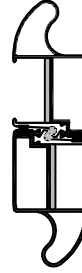
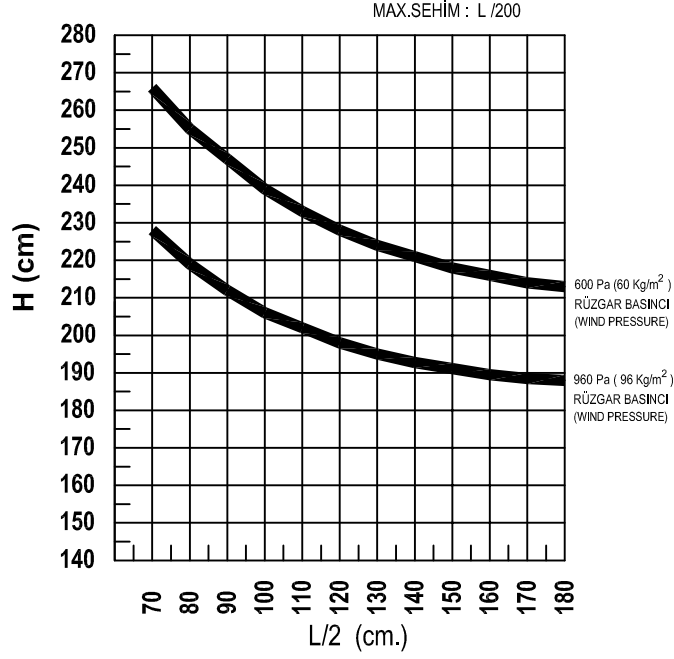
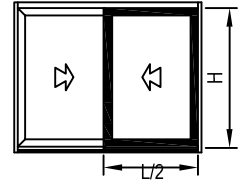


ATS83V06 Jx: 5,235 cm⁴
ATS83V06 Jx: 5,235 cm⁴
TOPLAM Jx: 10,47 cm⁴



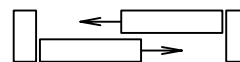
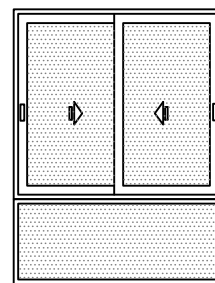
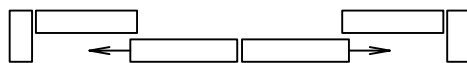
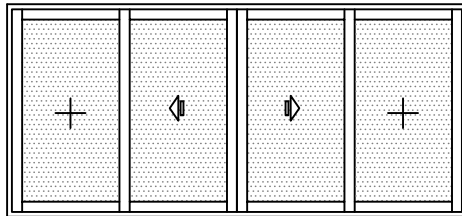
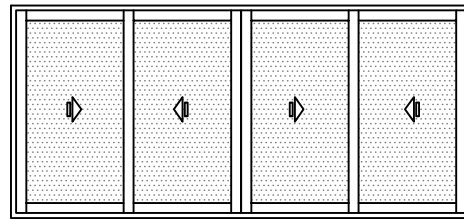
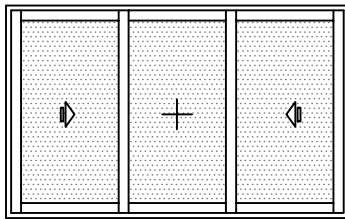
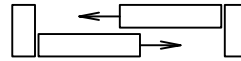
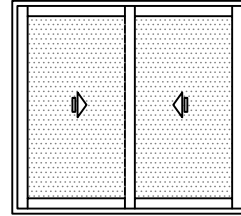
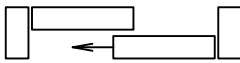
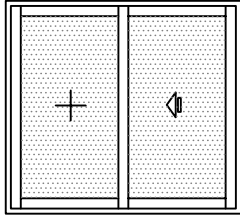
ATS83V06 Jx: 5,235 cm⁴
ATS83V05 Jx: 14,35 cm⁴
TOPLAM Jx: 19,585 cm⁴

RÜZGAR YÜKÜNE GÖRE KULLANIM LİMİTLERİ GRAFIĞI
USAGE DIAGRAM FOR THE WIND LOAD



ATS83V05 Jx: 14,35 cm⁴
ATS83V05 Jx: 14,35 cm⁴
TOPLAM Jx: 28,70 cm⁴

SİSTEM TİPOLOJİSİ
SYSTEM TIPOLOGY



MİMARİ KATALOG ARCHITECTURAL CATALOGUE

Alüminyum Kapı Pencere ve Giydirme Cephe Sistemleri
Aluminium Window Doors and Facade Systems



Rescara Sistem Detayları
Rescara System Details

RST83

PROFİLLER

PROFILES

11

12

13

14

15

16

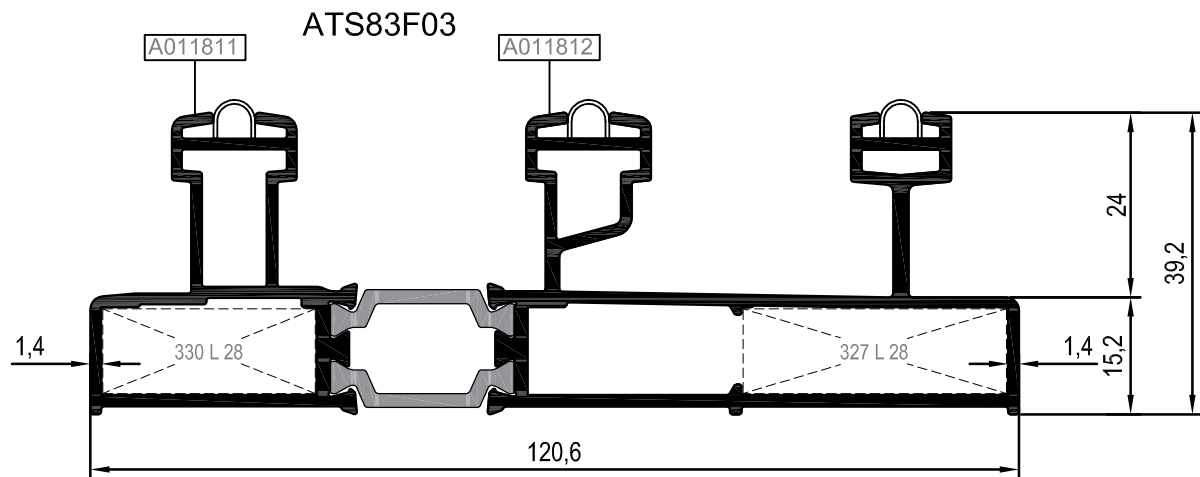
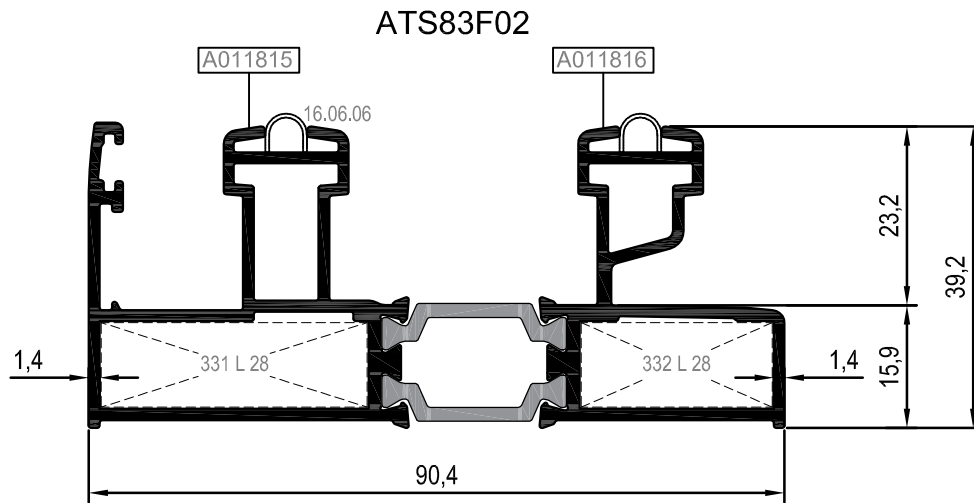
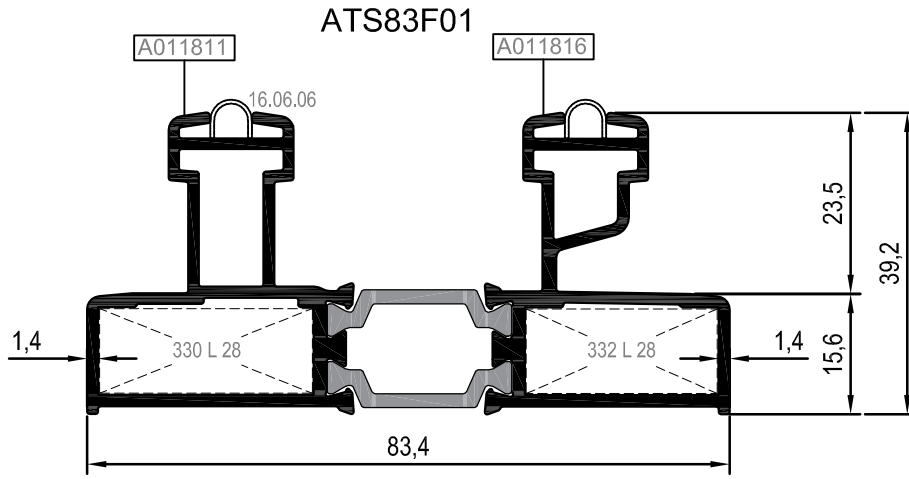
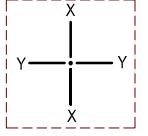
17

18

19

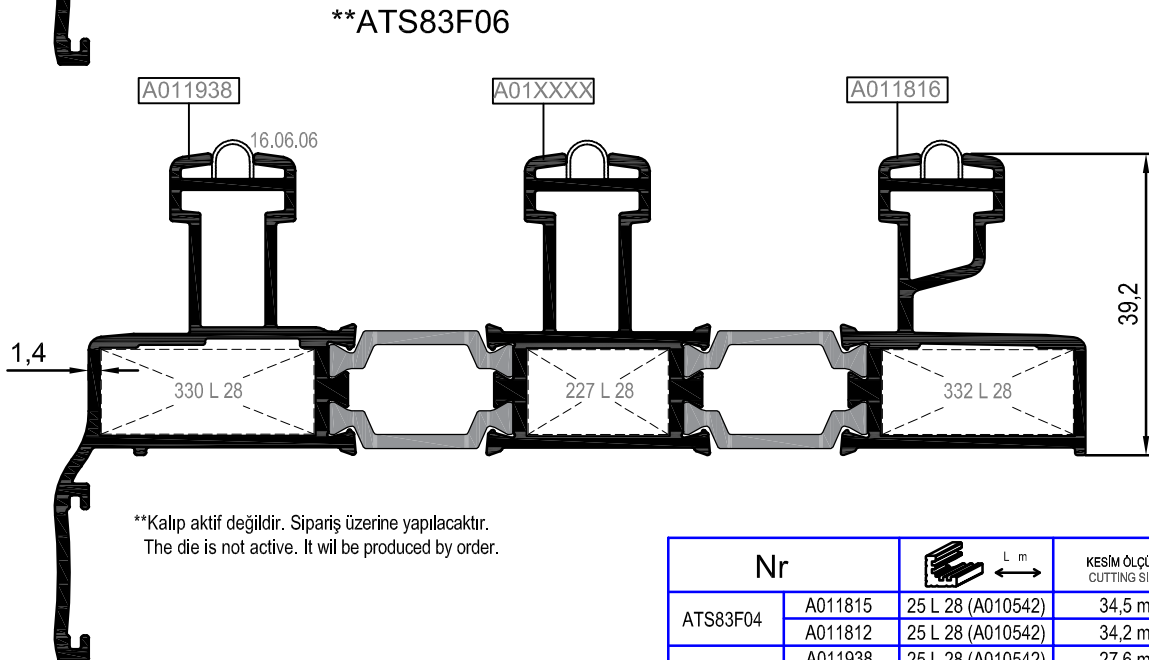
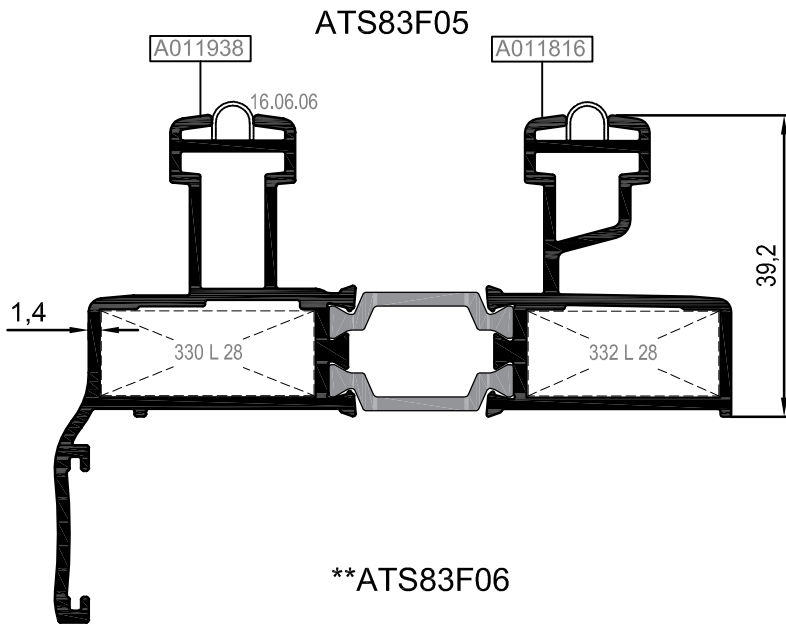
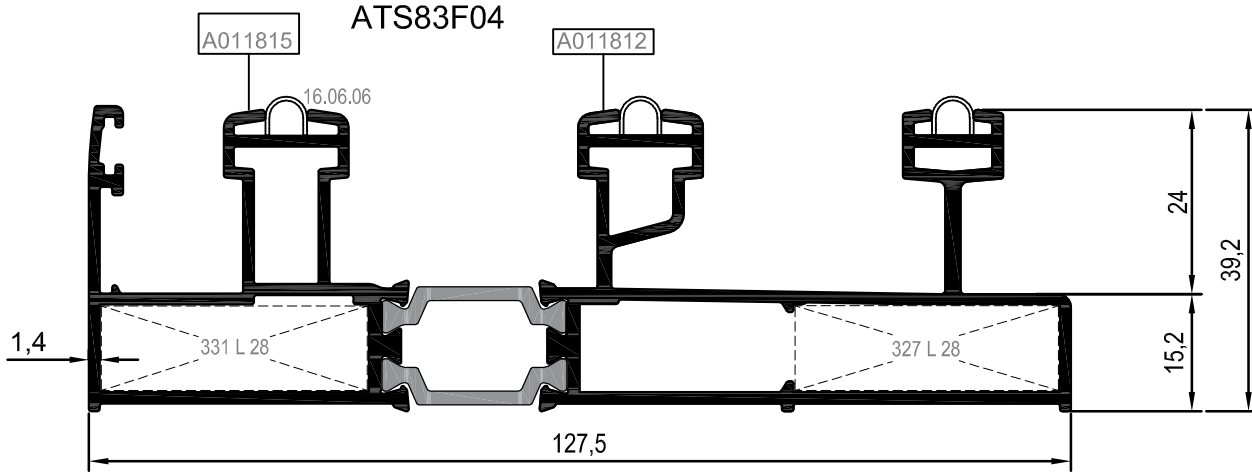
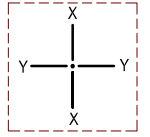
20

| KOD / CODE | AĞIRLIK (kg/m) / WEIGHT | Jxx cm ⁴ | Jyy cm ⁴ | L m |
|------------|-------------------------|---------------------|---------------------|-----|
| ATS83F01 | 1,516 | 31,840 | 7,539 | 6 |
| ATS83F02 | 1,695 | 45,680 | 8,577 | 6 |
| ATS83F03 | 2,055 | 92,031 | 10,864 | 6 |



| Nr | | L m | KESİM ÖLÇÜSÜ CUTTING SIZE | AKS. KODU ACS. CODE |
|----------|---------|-------------------|------------------------------|------------------------|
| ATS83F01 | A011811 | 25 L 28 (A010542) | 27,6 mm | 330 L 28 |
| | A011816 | 25 L 28 (A010542) | 24,8 mm | 332 L 28 |
| ATS83F02 | A011815 | 25 L 28 (A010542) | 34,5 mm | 331 L 28 |
| | A011816 | 25 L 28 (A010542) | 24,8 mm | 332 L 28 |
| ATS83F03 | A011811 | 25 L 28 (A010542) | 27,6 mm | 330 L 28 |
| | A011812 | 25 L 28 (A010542) | 34,2 mm | 327 L 28 |

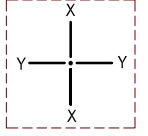
| KOD / CODE | AĞIRLIK (kg/m) / WEIGHT | Jxx cm ⁴ | Jyy cm ⁴ | L m |
|------------|-------------------------|---------------------|---------------------|-----|
| ATS83F04 | 2,234 | 89,263 | 11,947 | 6 |
| ATS83F05 | 1,671 | 31,462 | 12,541 | 6 |
| ATS83F06 | ----- | ----- | ----- | 6 |



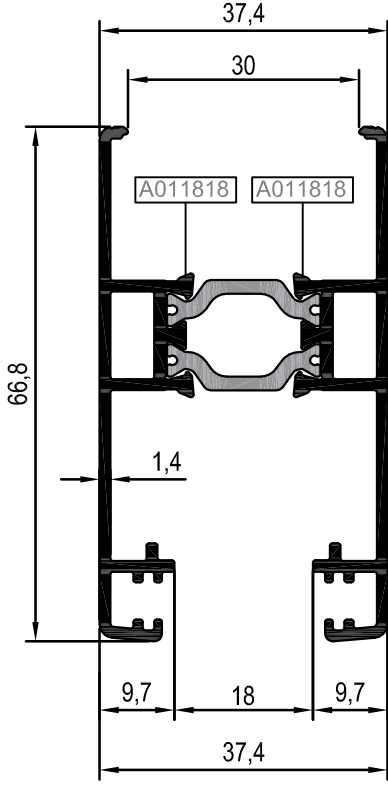
**Kalıp aktif değildir. Sipariş üzerine yapılacaktır.
The die is not active. It will be produced by order.

| Nr | | L m | KESİM ÖLÇÜSÜ CUTTING SIZE | AKS. KODU ACS. CODE |
|----------|---------|-------------------|------------------------------|------------------------|
| ATS83F04 | A011815 | 25 L 28 (A010542) | 34,5 mm | 331 L 28 |
| | A011812 | 25 L 28 (A010542) | 34,2 mm | 327 L 28 |
| ATS83F05 | A011938 | 25 L 28 (A010542) | 27,6 mm | 330 L 28 |
| | A011816 | 25 L 28 (A010542) | 24,8 mm | 332 L 28 |
| ATS83F06 | A011938 | 25 L 28 (A010542) | 27,6 mm | 330 L 28 |
| | | 25 L 28 (A010542) | 18,1 mm | 227 L 28 |
| | A011816 | 25 L 28 (A010542) | 24,8 mm | 332 L 28 |

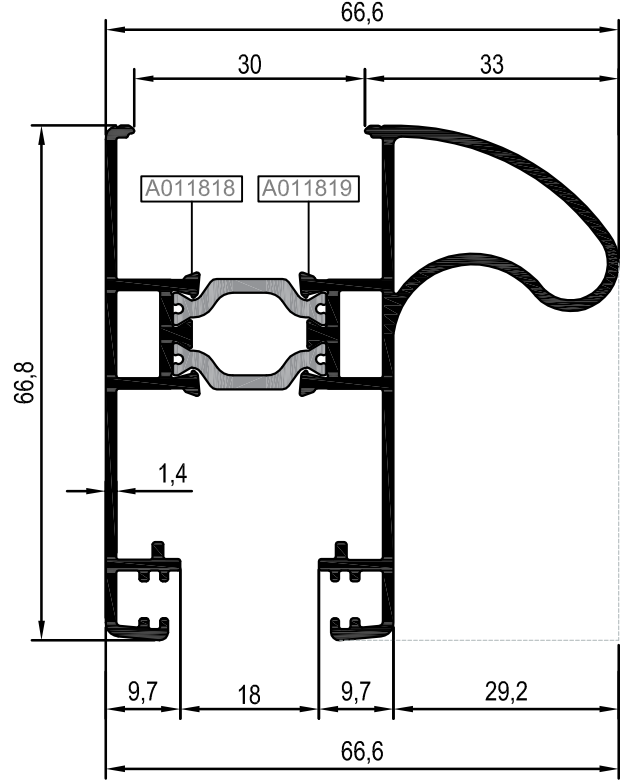
| KOD / CODE | AĞIRLIK (kg/m) / WEIGHT | Jxx cm ⁴ | Jyy cm ⁴ | L m |
|------------|-------------------------|---------------------|---------------------|-----|
| ATS83V01 | 1,136 | 6,765 | 12,389 | 6 |
| ATS83V02 | 1,412 | 14,612 | 16,825 | 6 |
| ATS83V03 | 1,180 | 6,901 | 12,397 | 6 |
| ATS83V07 | 1,182 | 7,907 | 10,538 | 6 |



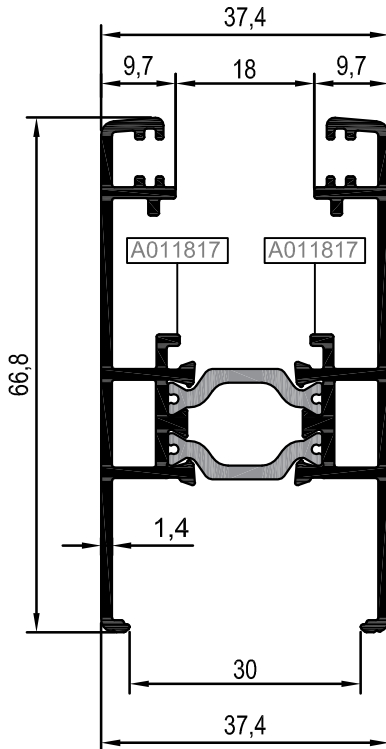
ATS83V01



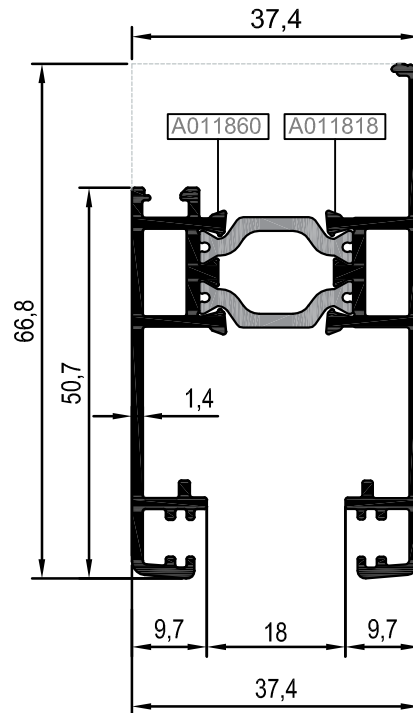
ATS83V02



ATS83V03



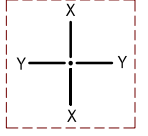
ATS83V07



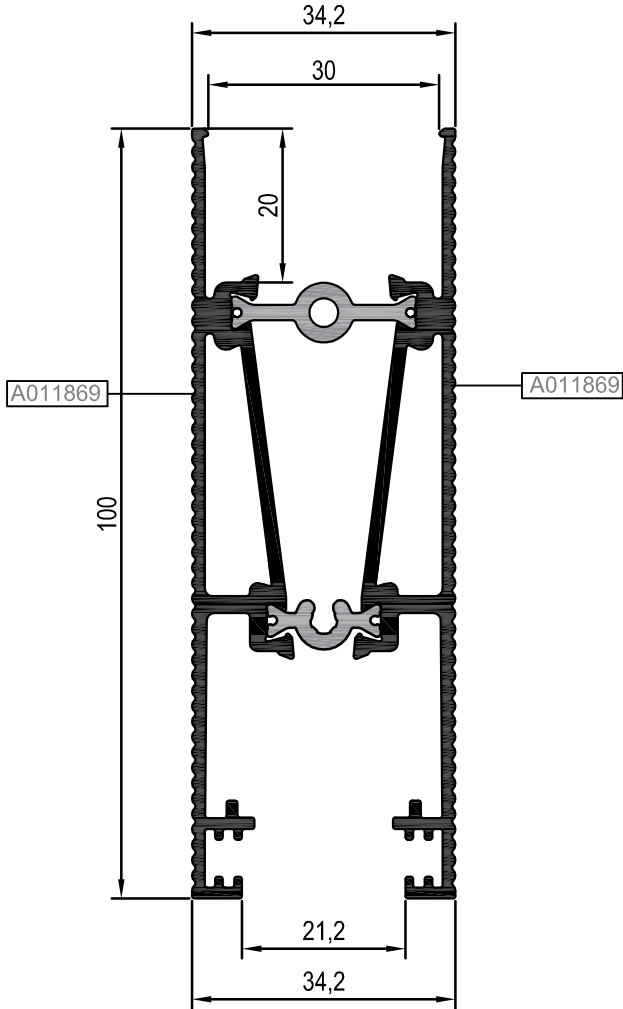
KANAT PROFİLLERİ
VENT PROFILES

RST83

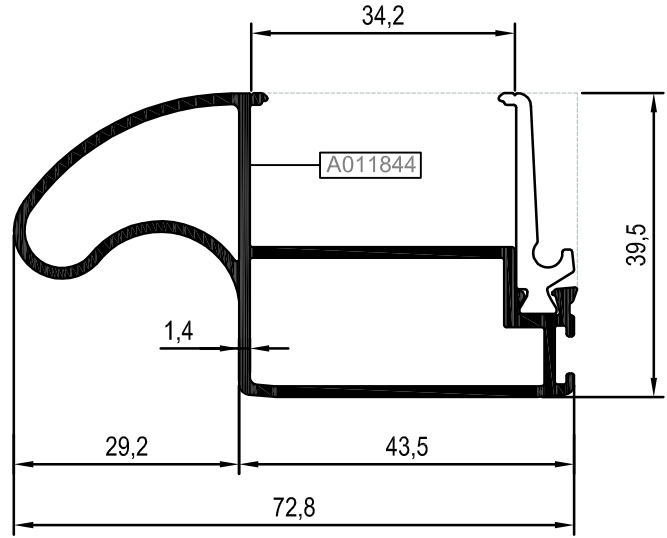
| KOD / CODE | AĞIRLIK (kg/m) / WEIGHT | Jxx cm ⁴ | Jyy cm ⁴ | L m |
|------------|-------------------------|---------------------|---------------------|-----|
| ATS83V08 | 1,844 | 11,364 | 42,528 | 6 |
| ATS83V05 | 0,983 | 14,35 | 4,19 | 6 |
| ATS83V06 | 0,706 | 5,235 | 2,245 | 6 |



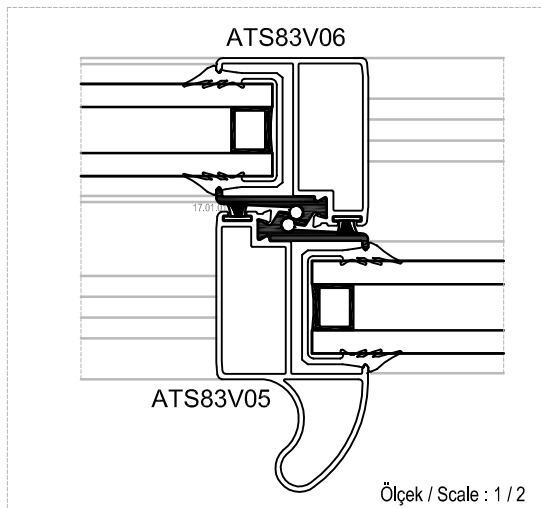
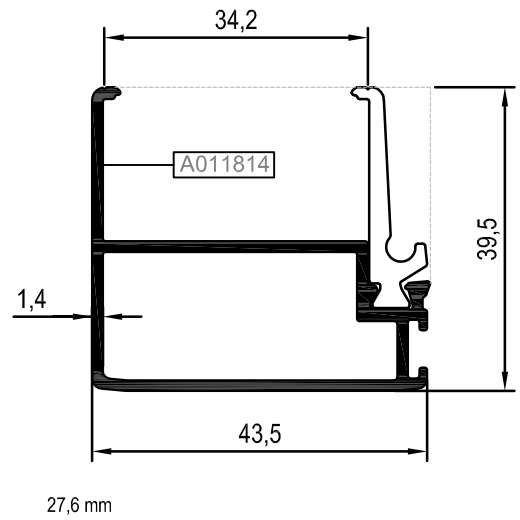
ATS83V08



ATS83V05



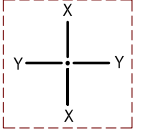
ATS83V06



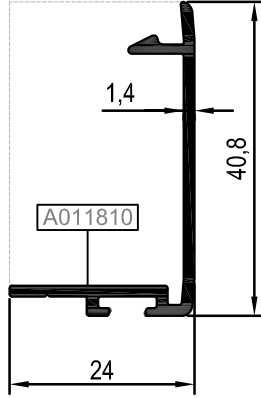
ORTA KAYIT / ADAPTÖR PROFİLLERİ
MULLION / ADAPTER PROFILES

RST83

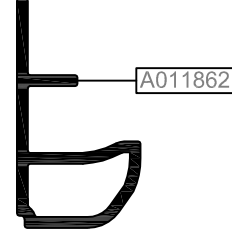
| KOD / CODE | AĞIRLIK (kg/m) / WEIGHT | Jxx cm ⁴ | Jyy cm ⁴ | L m |
|------------|-------------------------|---------------------|---------------------|-----|
| TS83 A 01 | 0,294 | ----- | ----- | 6 |
| TS83 A 02 | 0,268 | ----- | ----- | 6 |
| TS58 V 06 | 0,917 | 4,270 | 10,506 | 6 |



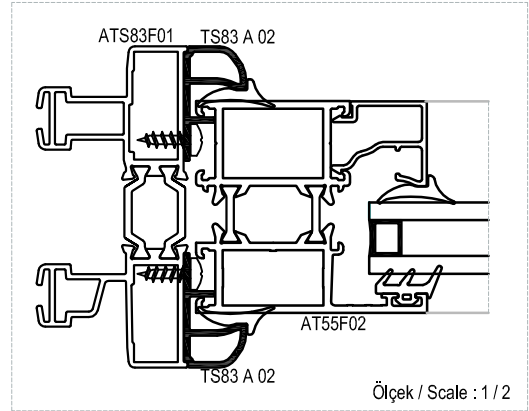
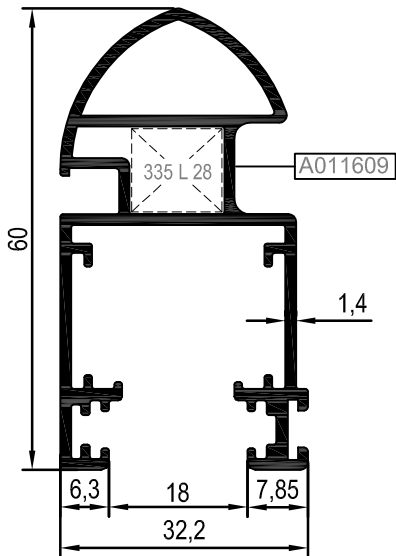
TS83 A 01



TS83 A 02



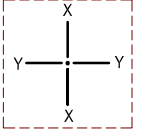
TS58 V 06



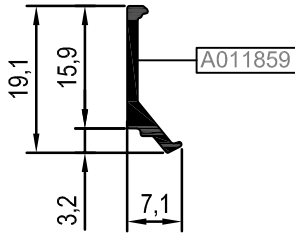
CAM ÇITA PROFİLLERİ
GLAZING BEAD

RST83

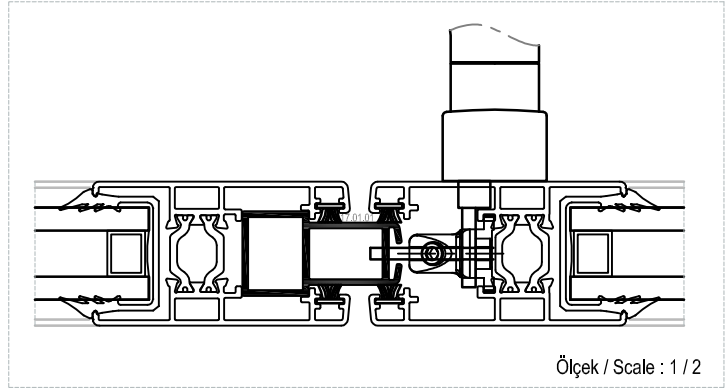
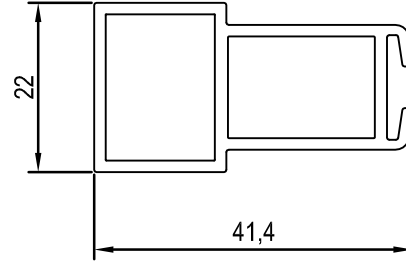
| KOD / CODE | AĞIRLIK (kg/m) / WEIGHT | Jxx cm4 | Jyy cm4 | L m |
|------------|-------------------------|---------|---------|-----|
| 25 G 40 | 0,096 | ----- | ----- | 6 |



25 G 40

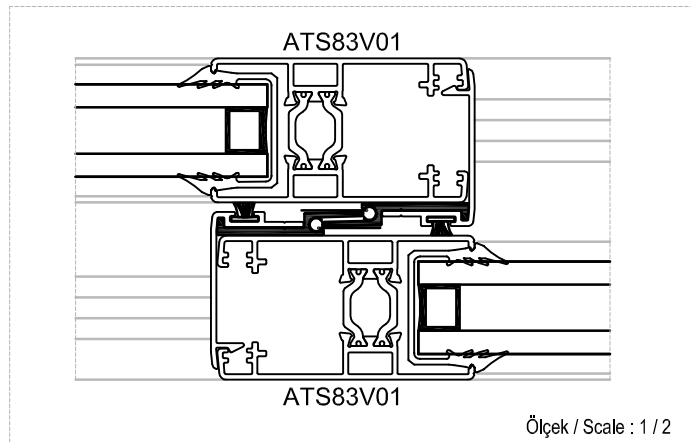
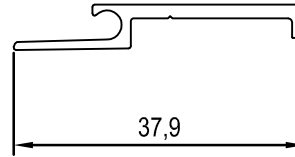


02.03.23
(PVC Profil)



Ölçek / Scale : 1 / 2

02.03.24
(PVC Profil)

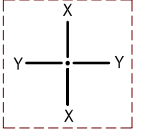


Ölçek / Scale : 1 / 2

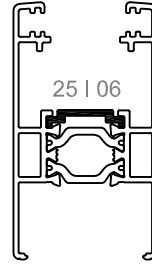
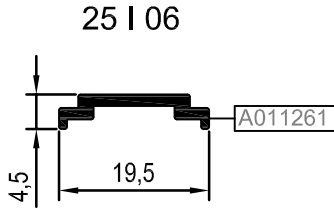
KÖŞE TAKOZLARI VE TİJ PROFİLLERİ
CORNER CLEATS AND ROD PROFILES

RST83

| KOD / CODE | AĞIRLIK (kg/m) / WEIGHT | Jxx cm4 | Jyy cm4 | L m |
|------------|-------------------------|---------|---------|-----|
| 25 I 06 | 0,104 | ----- | ----- | 6 |




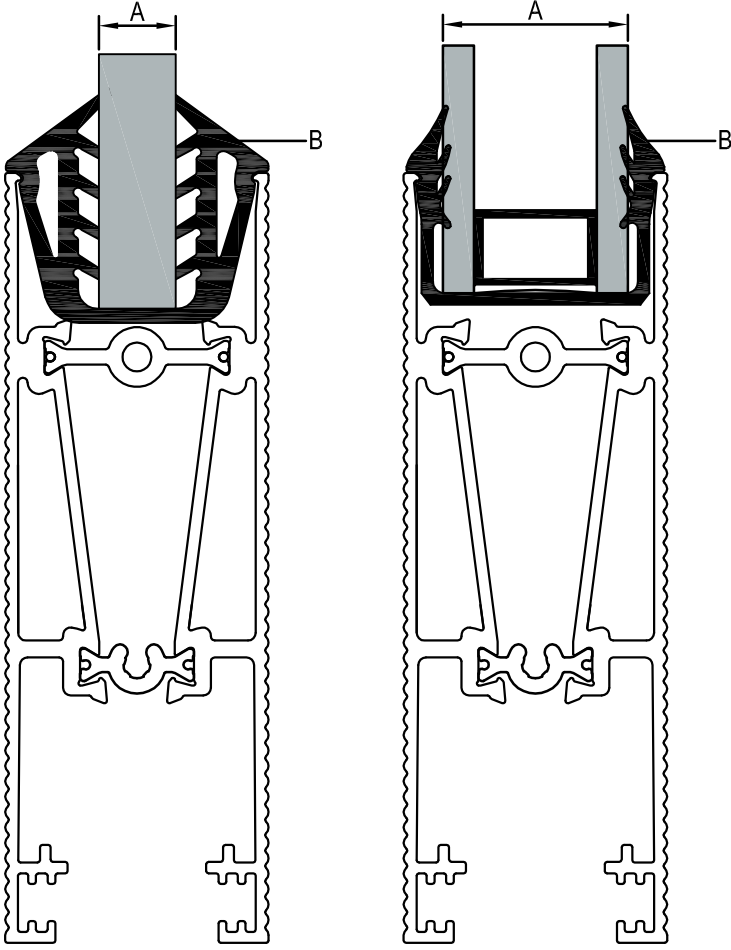
ATS83V03



Ölçek/Scale: 1


| | | | | |
|-----------------------------|------------|--|--|--|
| PROFİL KODU (PROFILE CODE) | 25 L 28 | | | |
| FABRİKA KODU (FACTORY CODE) | A010542 | | | |
| AĞIRLIK (WEIGHT) | 3,689 kg/m | | | |
| ÇİZİM (DRAWING) | | | | |


| KÖŞE TAKOZLARI (CORNER CLEATS) | | | | |
|--------------------------------|---|-------------------|------------------------------|------------------------|
| Nr |  | L m | KESİM ÖLÇÜSÜ CUTTING SIZE | AKS. KODU ACS. CODE |
| ATS83F01 | A011811 | 25 L 28 (A010542) | 27,6 mm | 330 L 28 |
| | A011816 | 25 L 28 (A010542) | 24,8 mm | 332 L 28 |
| ATS83F02 | A011815 | 25 L 28 (A010542) | 34,5 mm | 331 L 28 |
| | A011816 | 25 L 28 (A010542) | 24,8 mm | 332 L 28 |
| ATS83F03 | A011811 | 25 L 28 (A010542) | 27,6 mm | 330 L 28 |
| | A011812 | 25 L 28 (A010542) | 34,2 mm | 327 L 28 |
| ATS83F04 | A011815 | 25 L 28 (A010542) | 34,5 mm | 331 L 28 |
| | A011812 | 25 L 28 (A010542) | 34,2 mm | 327 L 28 |
| TS58 V 06 | A011609 | 25 L 28 (A010542) | 12 mm | 335 L 28 |

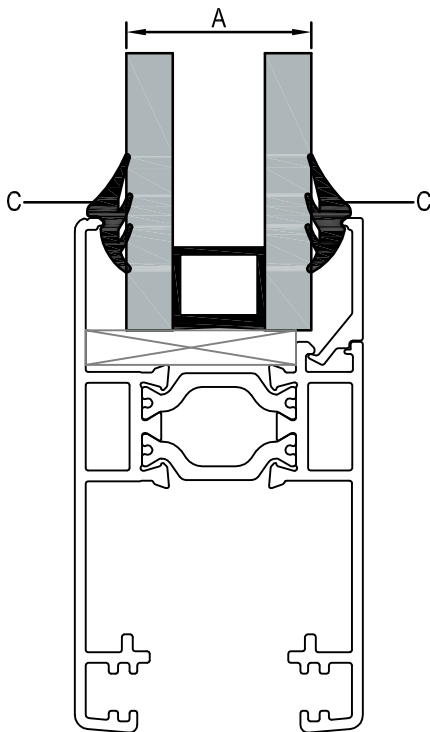


Ölçek / Scale : 1 / 1

Ölçek / Scale : 1 / 1

| U TİP FİTİL İÇİN CAM TABLOSU GLASS TABLE FOR U GASKET | | |
|--|---------------------------------------|-----------------------------------|
|  | A CAM KALINLIĞI GLASS THICKNESS | B CAM FİTİLİ GLAZING GASKET |
| 1 | 8 mm. | 01.16.31 |
| 2 | 10 mm. | 01.16.30 |

| U KAMA TİP FİTİL İÇİN CAM TABLOSU GLASS TABLE FOR U GASKET | | |
|--|---------------------------------------|-----------------------------------|
|  | A CAM KALINLIĞI GLASS THICKNESS | B CAM FİTİLİ GLAZING GASKET |
| 1 | 20 mm. | 01.16.36 |
| 2 | 24 mm. | 01.16.35 |



Ölçek / Scale : 1 / 1

| KAMA TİP FİTİL İÇİN CAM TABLOSU GLASS TABLE FOR GLAZING GASKET | | |
|--|---------------------------------------|-----------------------------------|
|  | A CAM KALINLIĞI GLASS THICKNESS | C CAM FİTİLİ GLAZING GASKET |
| 1 | 24 mm. | 01.17.08 |

STOKTA BULUNAN SİSTEM PROFİLLERİNİN LİSTESİ (LIST OF SYSTEM PROFILES IN STOCK)

| Nr | | | MIN. SİPARİŞ MİKTARI MIN. ORDER QUANTITY |
|----------|---------|-------|---|
| ATS83F01 | A011811 | 75 kg | 150 kg |
| | A011816 | 75 kg | |
| ATS83F02 | A011815 | 75 kg | 150 kg |
| | A011816 | 75 kg | |
| ATS83F03 | A011811 | 75 kg | 150 kg |
| | A011812 | 75 kg | |
| ATS83V01 | A011818 | 75 kg | 150 kg |
| | A011818 | 75 kg | |
| ATS83V03 | A011817 | 75 kg | 150 kg |
| | A011817 | 75 kg | |
| ATS83V05 | A011844 | 75 kg | 150 kg |
| | A011844 | 75 kg | |
| ATS83V06 | A011814 | 75 kg | 150 kg |
| | A011814 | 75 kg | |
| ATS83V08 | A011869 | 75 kg | 150 kg |
| | A011869 | 75 kg | |

* STOKTA BULUNMAYAN TÜM PROFİLLER İÇİN MİNİMUM SİPARİŞ MİKTARI 300 KG'DIR.

MINIMUM ORDER QUANTITY FOR ALL THE PROFILES THAT ARE NOT IN STOCK IS 300 KG.

MİMARİ KATALOG ARCHITECTURAL CATALOGUE

Alüminyum Kapı Pencere ve Giydirme Cephe Sistemleri
Aluminium Window Doors and Facade Systems



Rescara Sistem Detayları
Rescara System Details

RST83

DETAYLAR

DETAILS

11

12

13

14

15

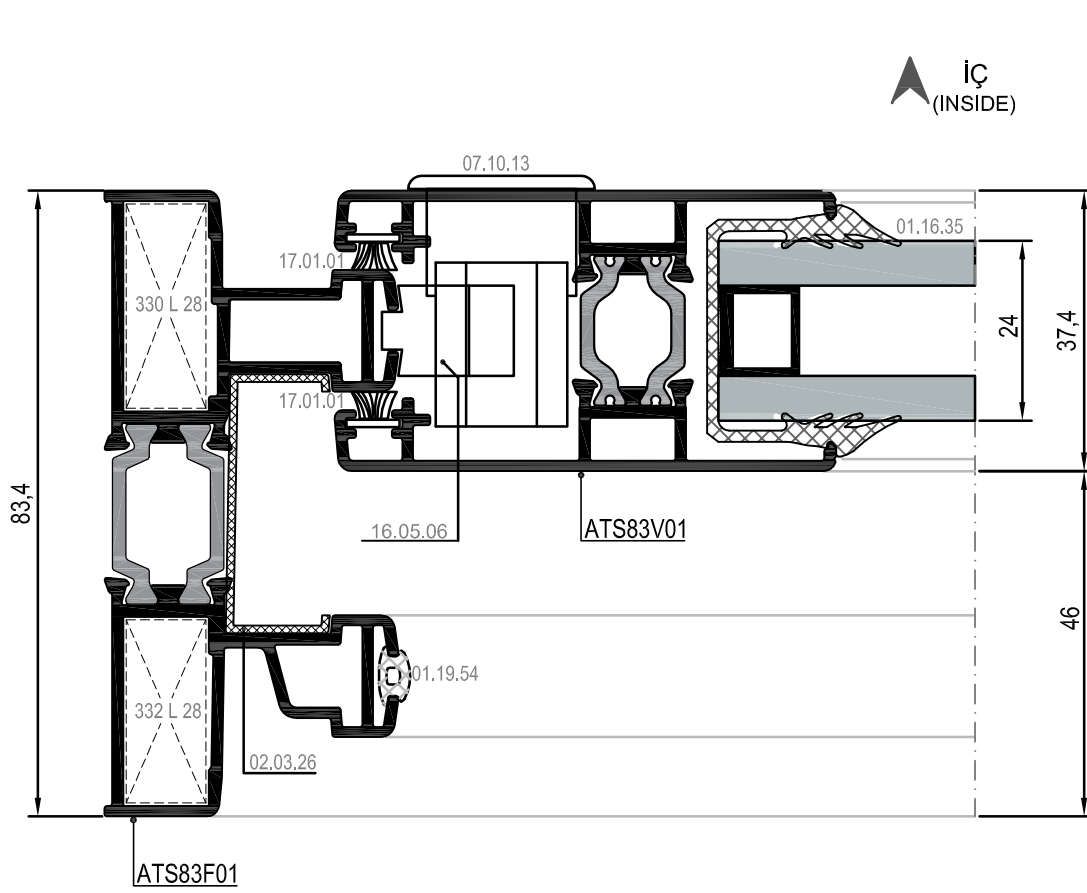
16

17

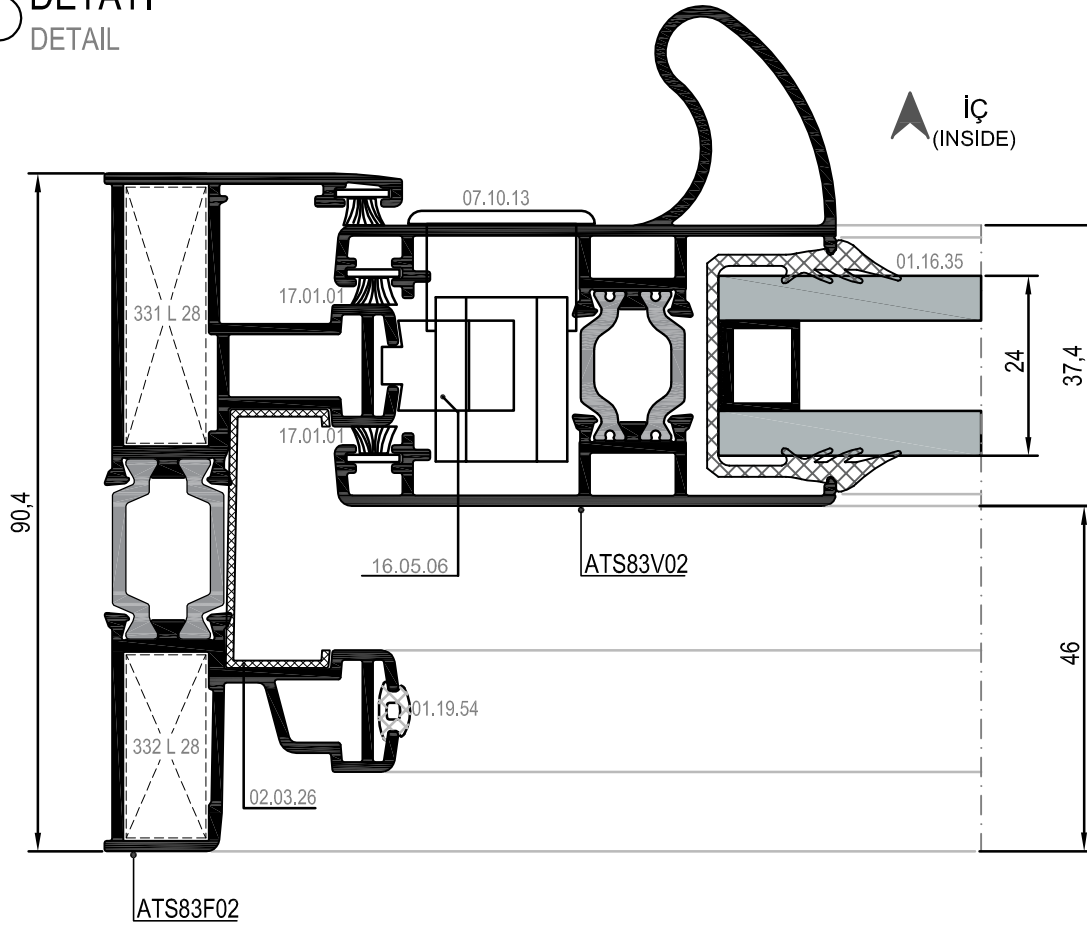
18

19

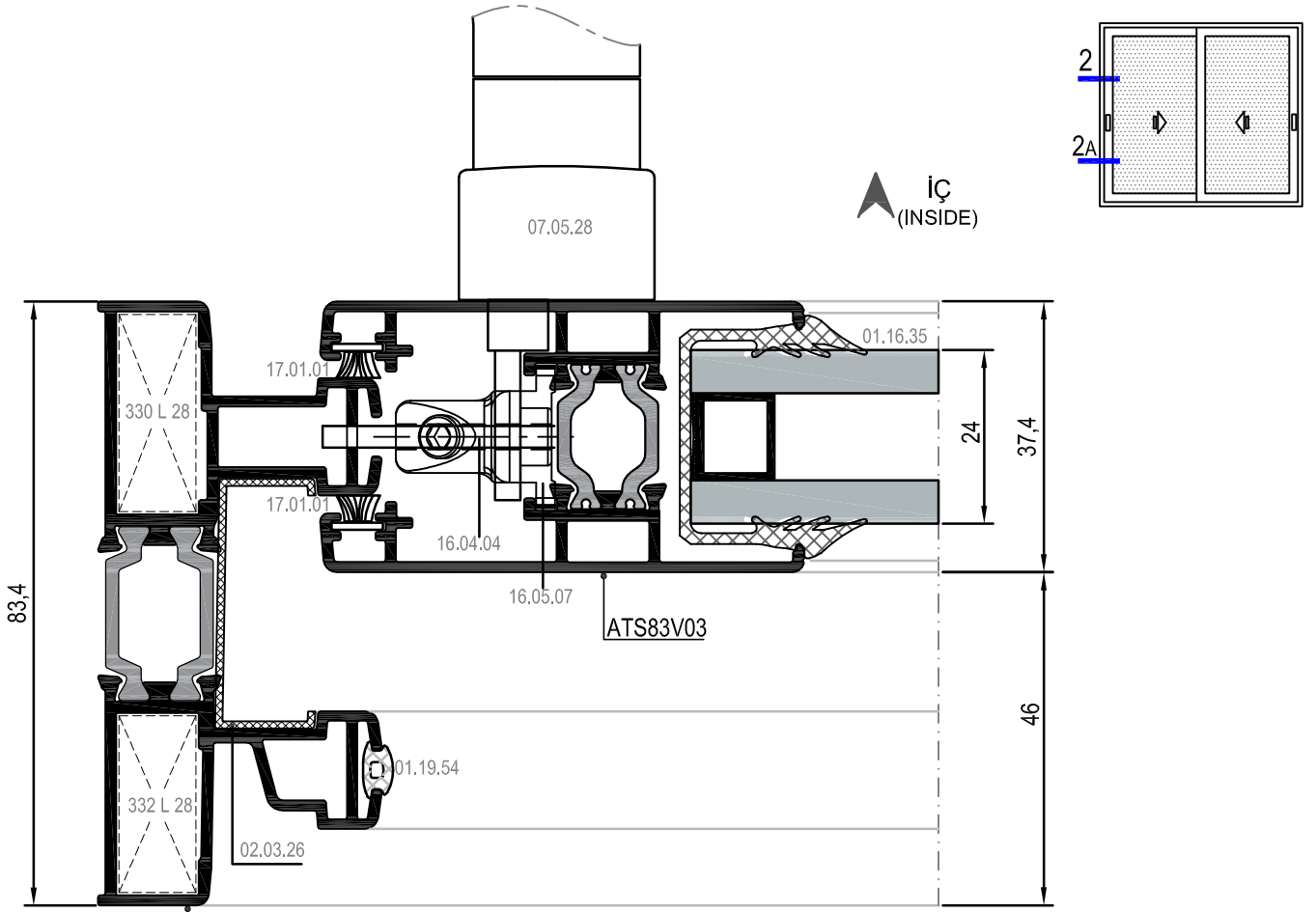
20



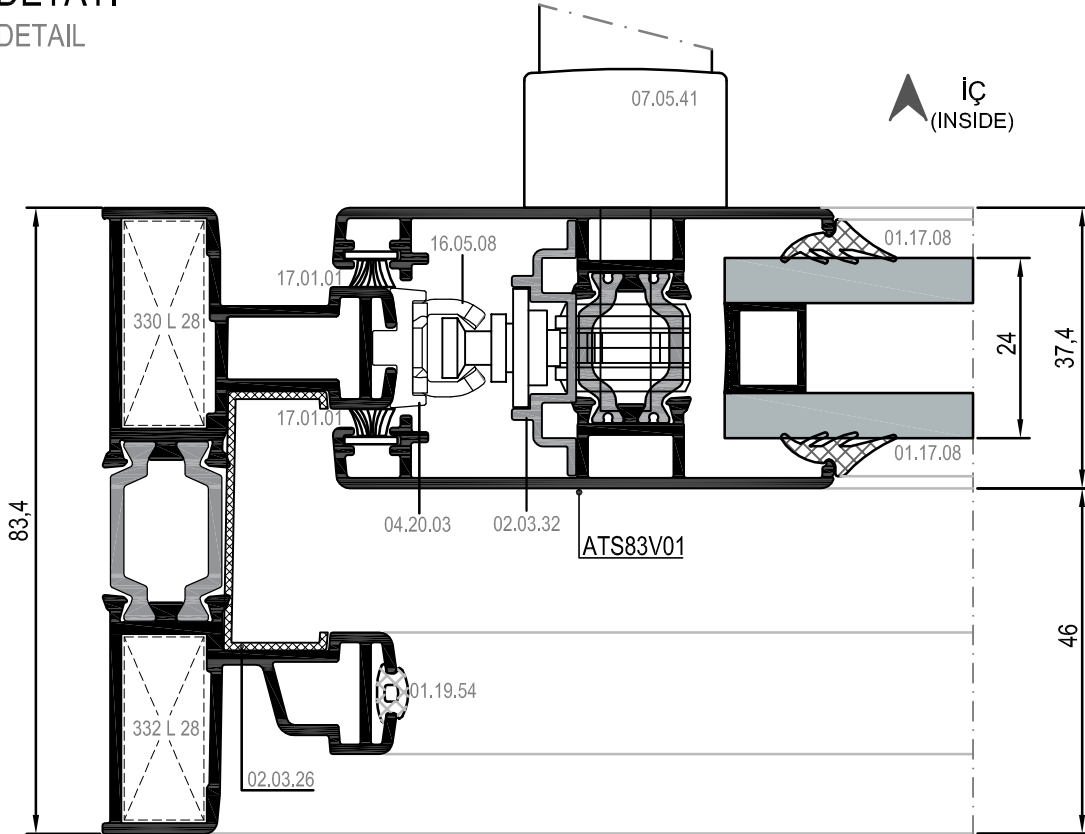
① DETAYI
DETAIL



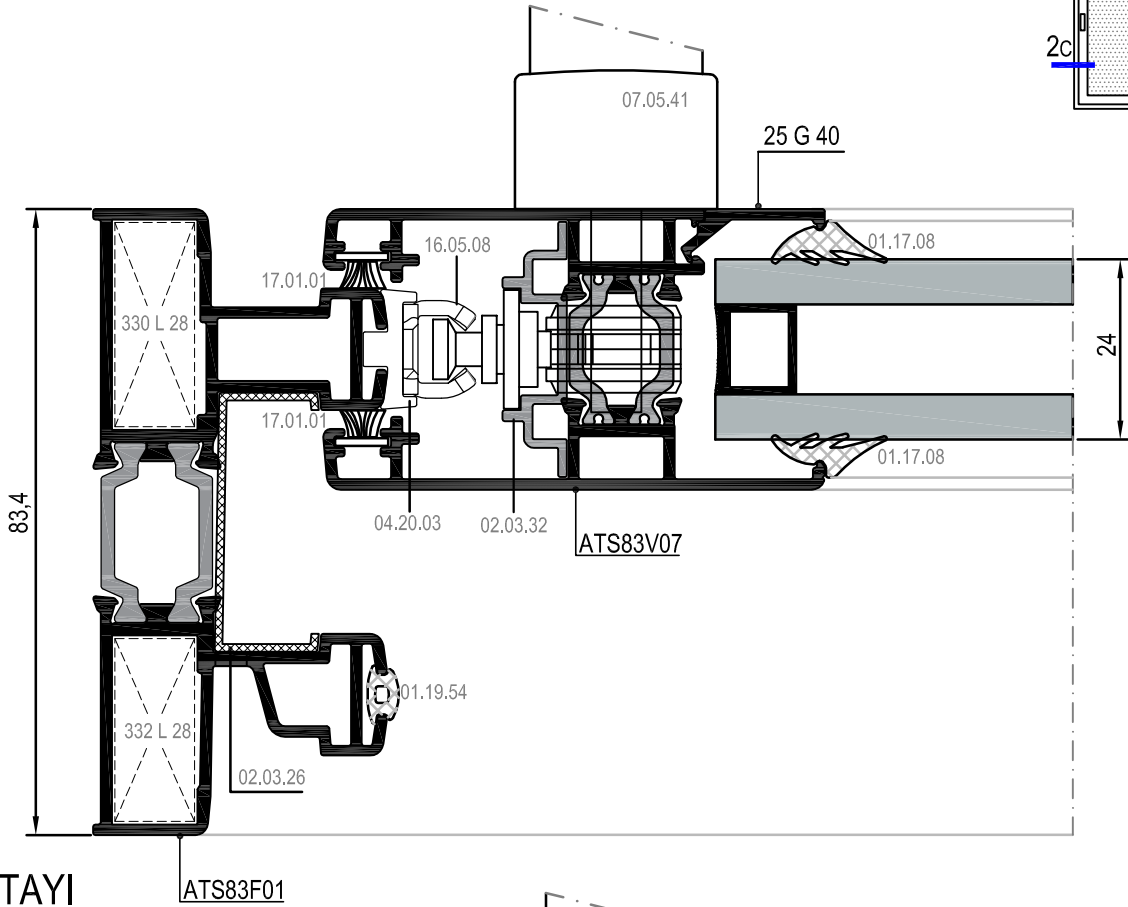
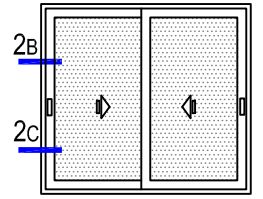
①A DETAYI
DETAIL



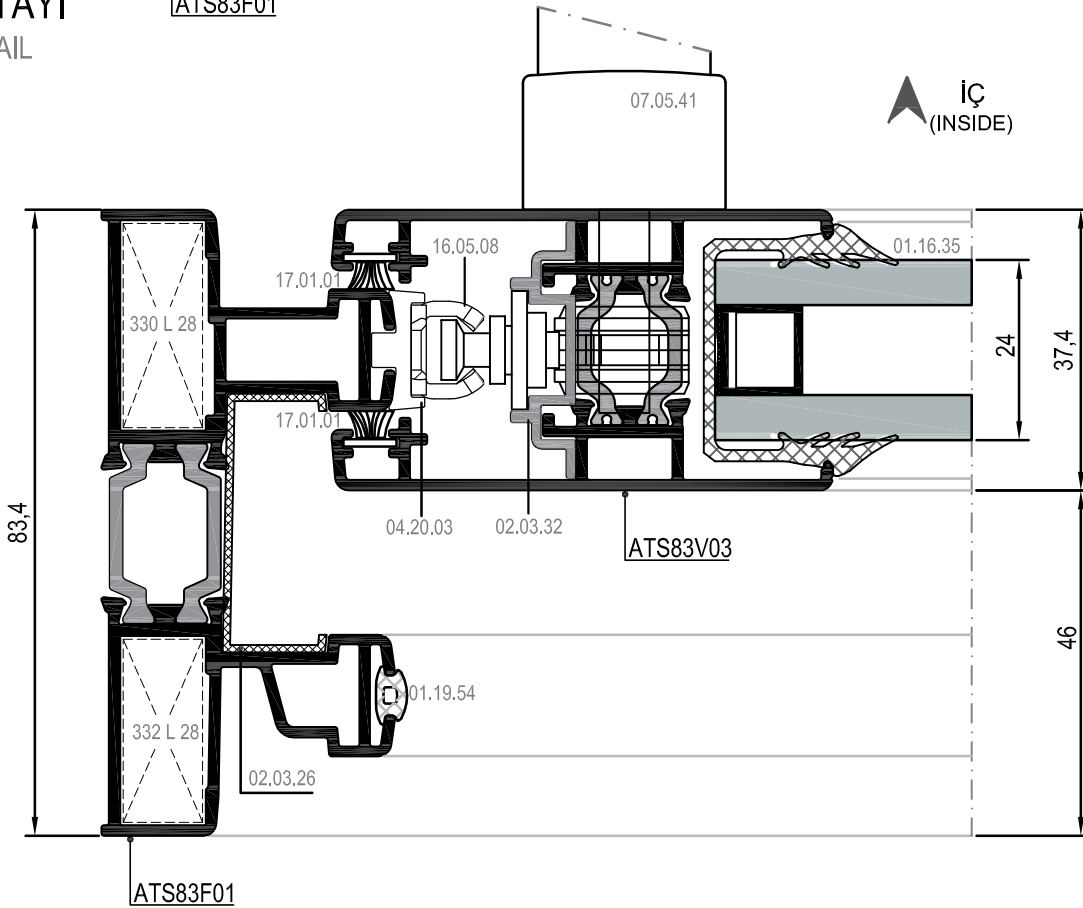
② DETAYI
DETAIL
ATS83F01



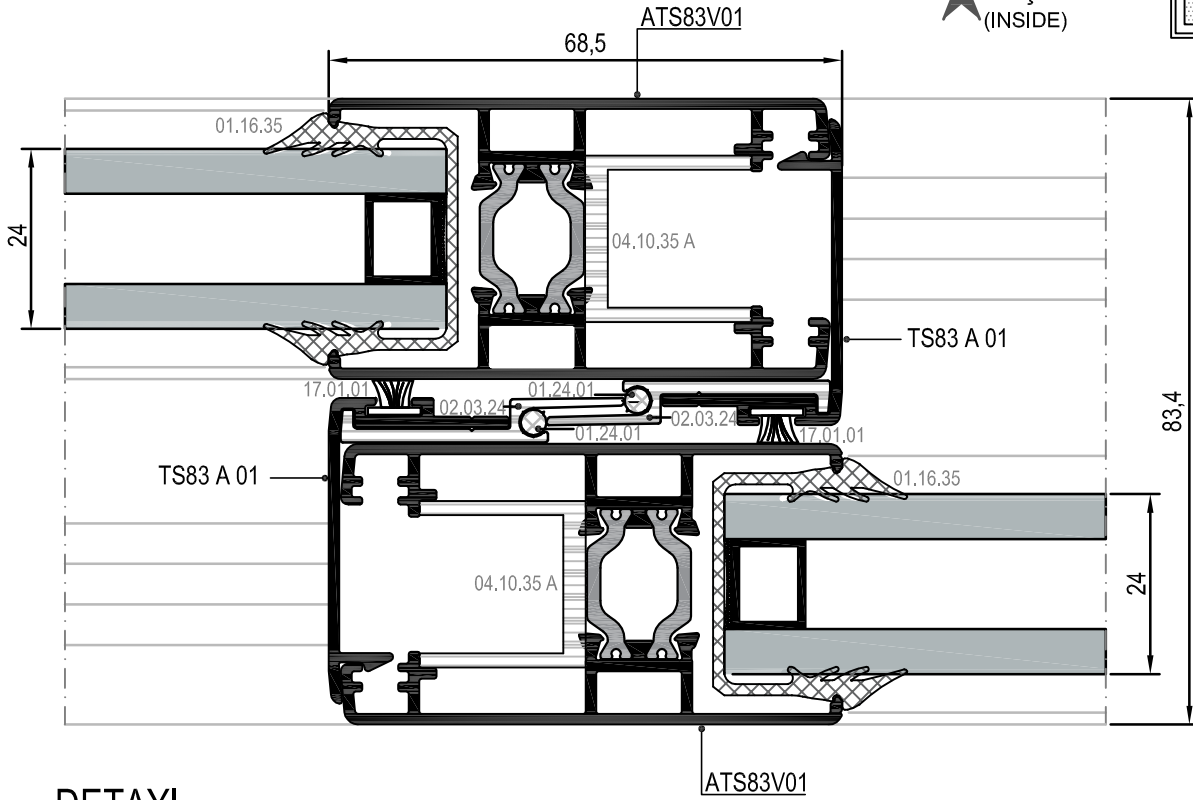
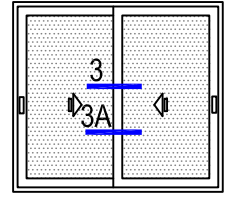
②A DETAYI
DETAIL
ATS83F01



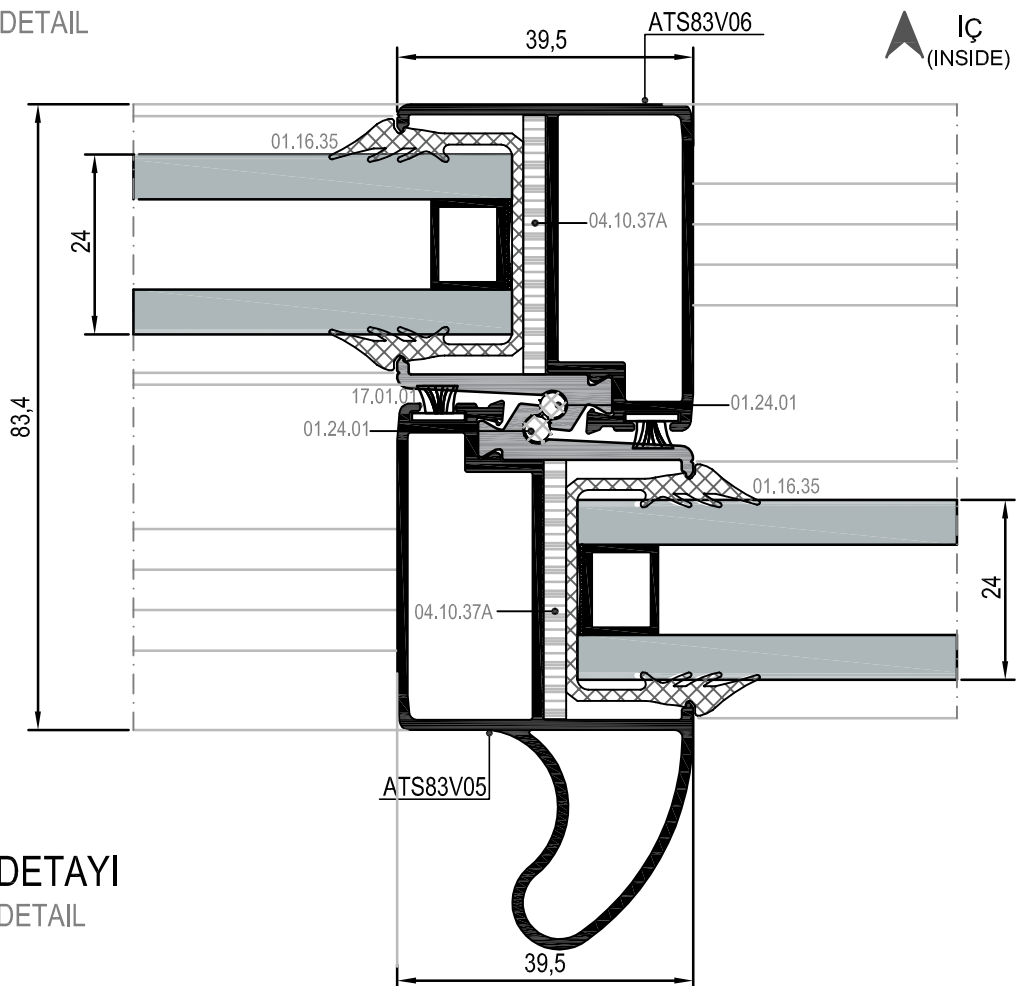
2B DETAYI
DETAIL



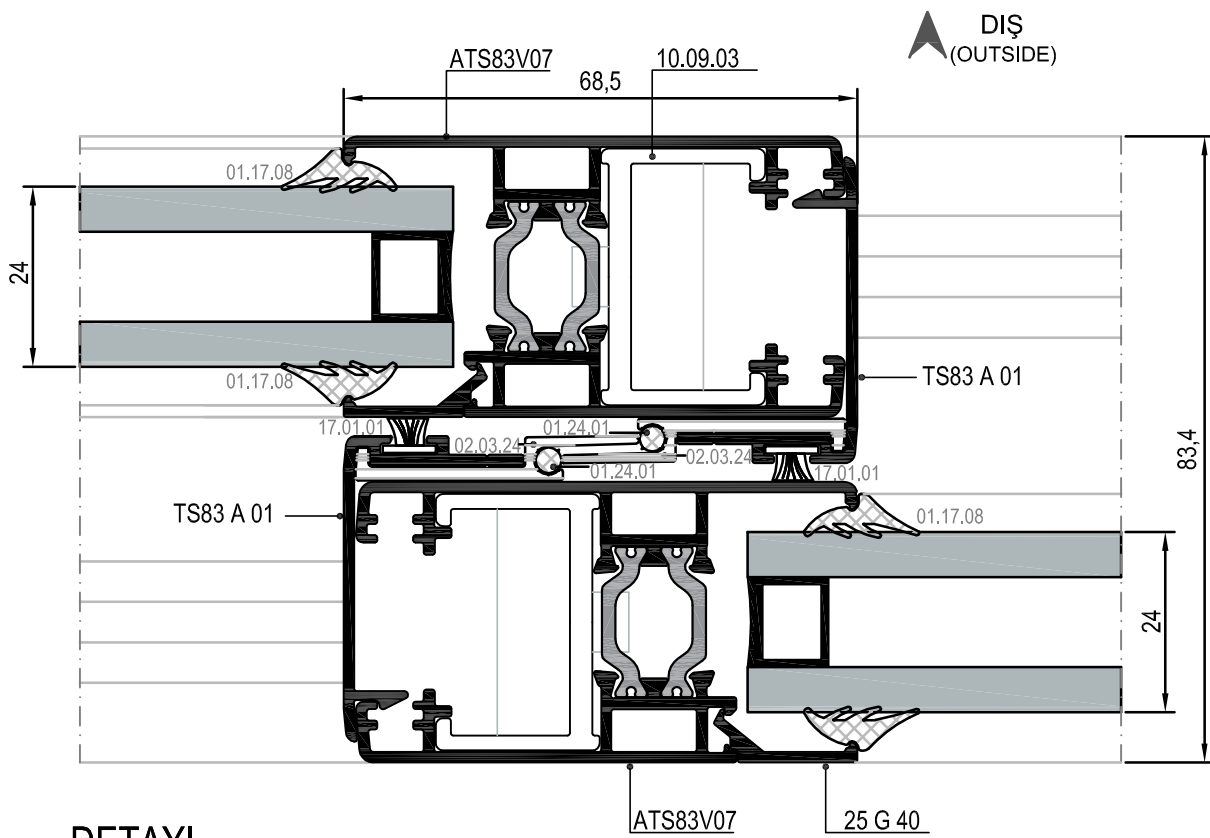
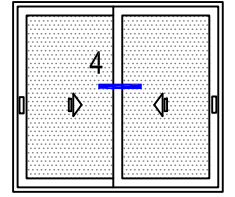
2C DETAYI
DETAIL



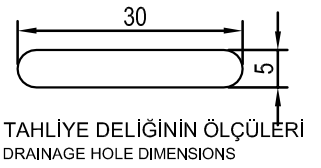
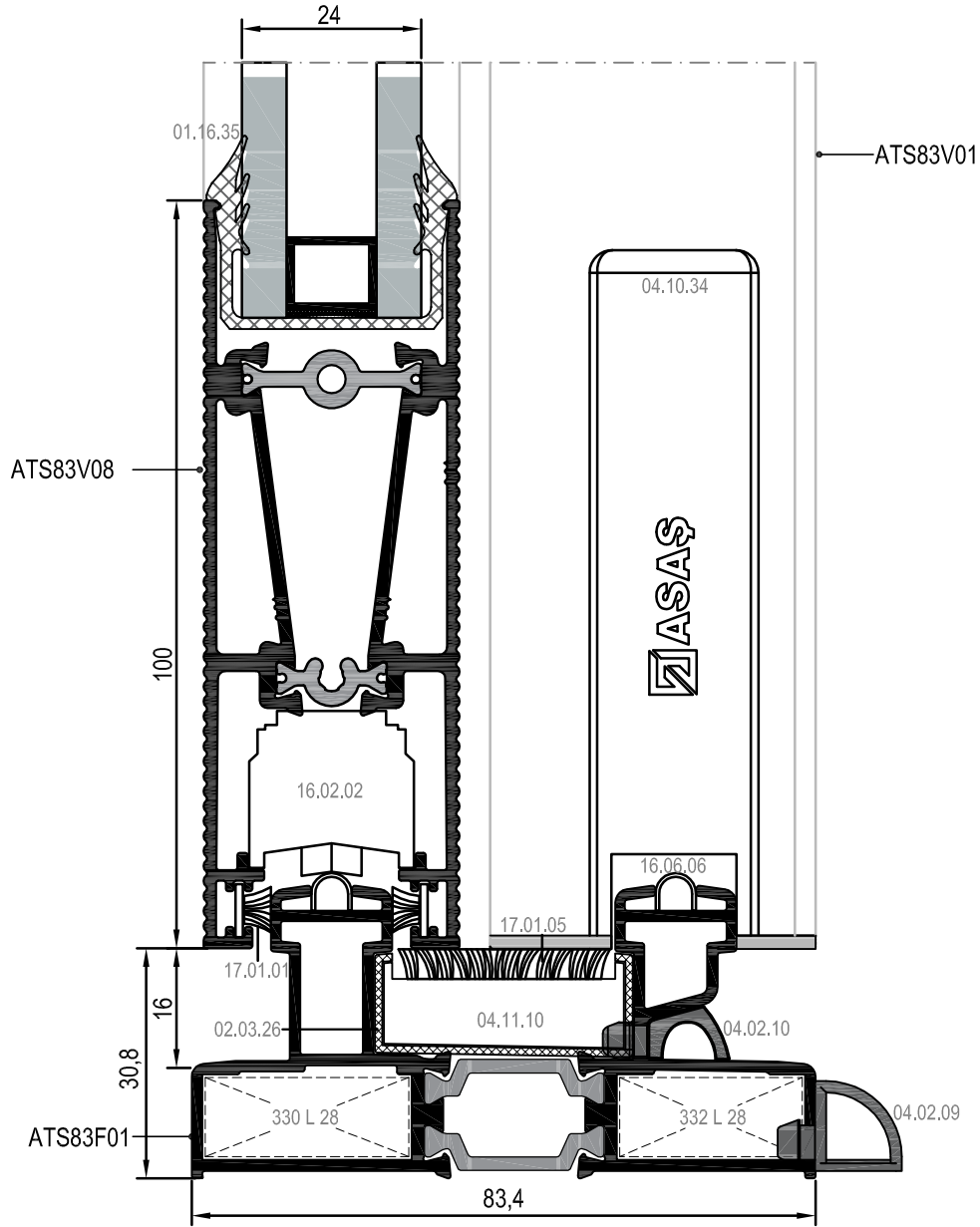
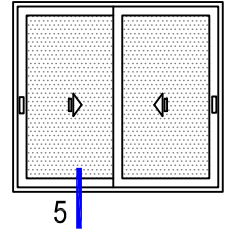
③ DETAYI
DETAIL



③A DETAYI
DETAIL

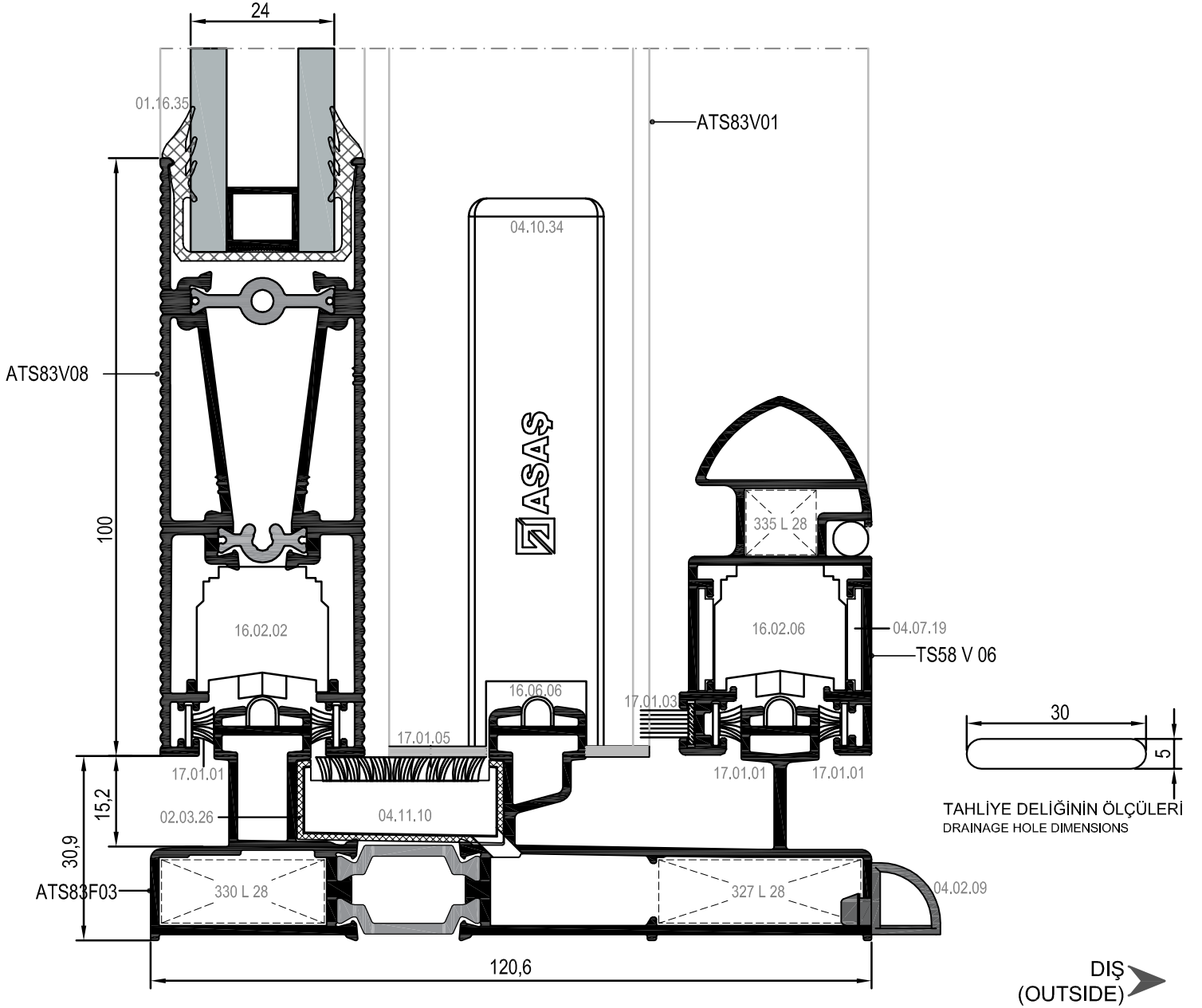
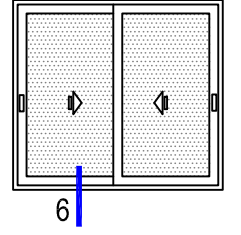


④ DETAYI
DETAIL

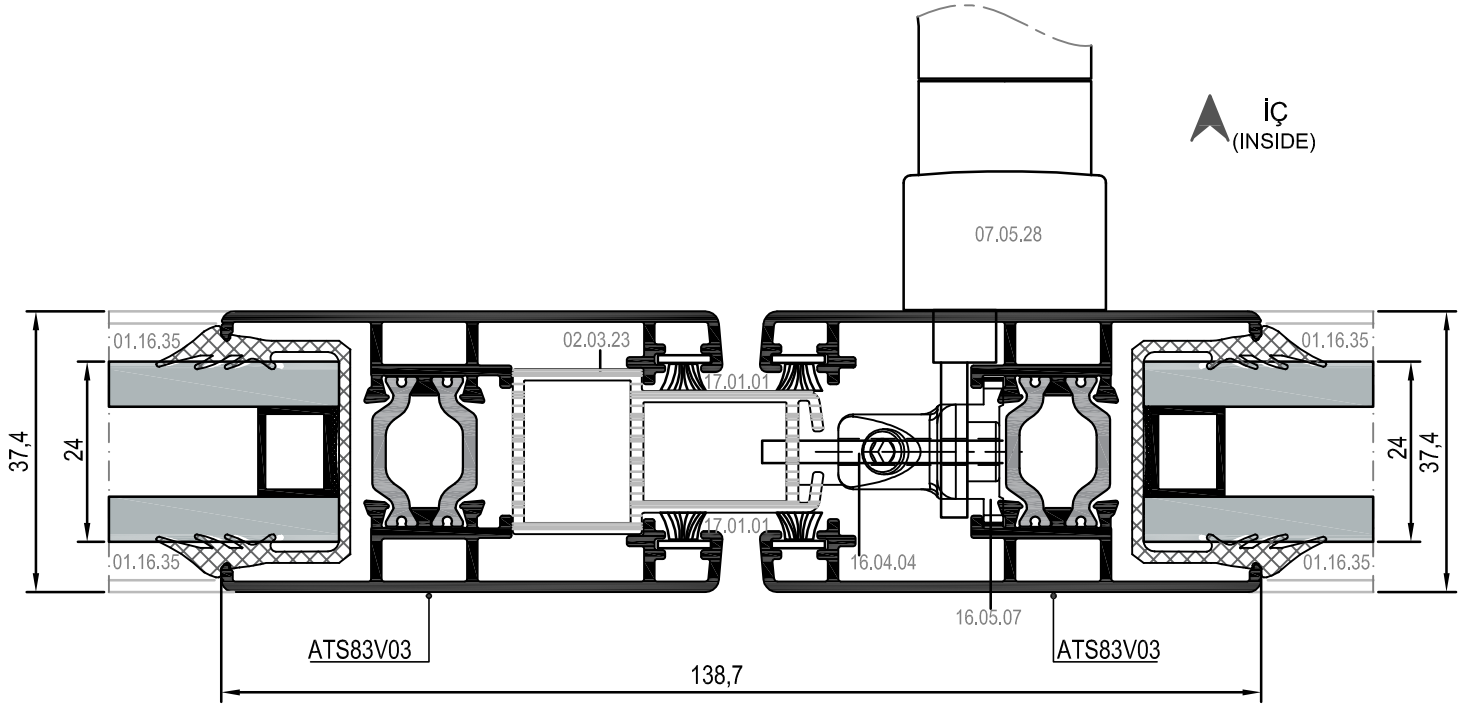
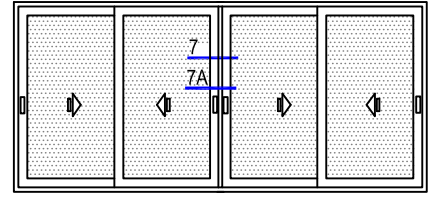


DIŞ
(OUTSIDE) →

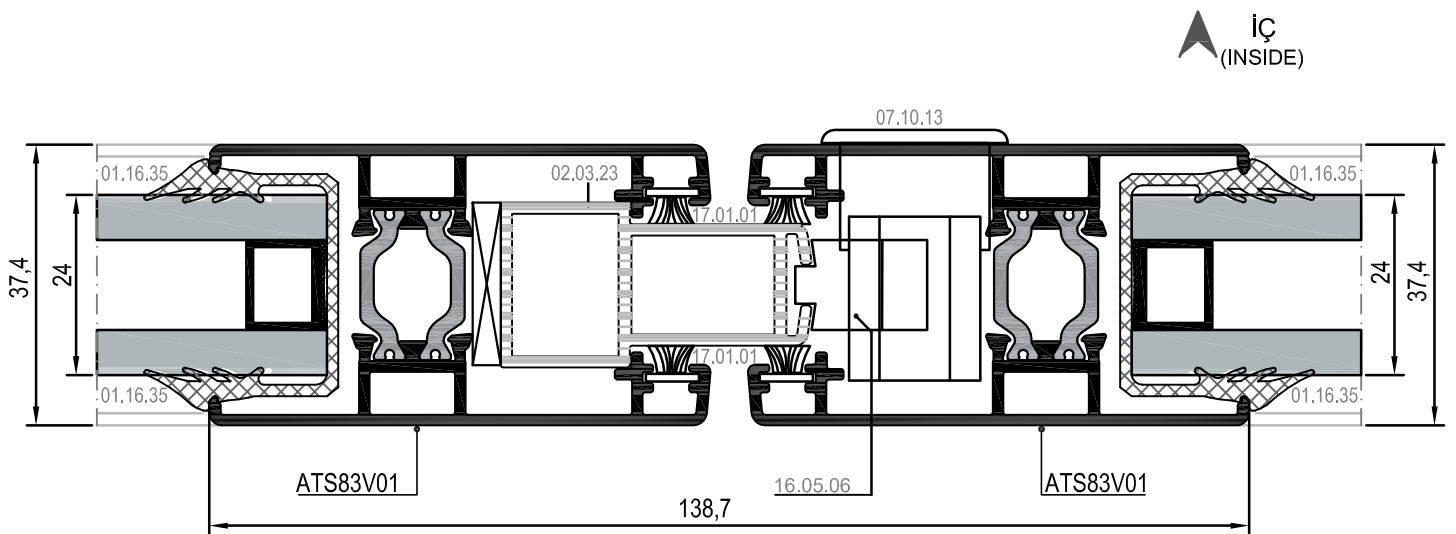
⑤ DETAYI
DETAIL



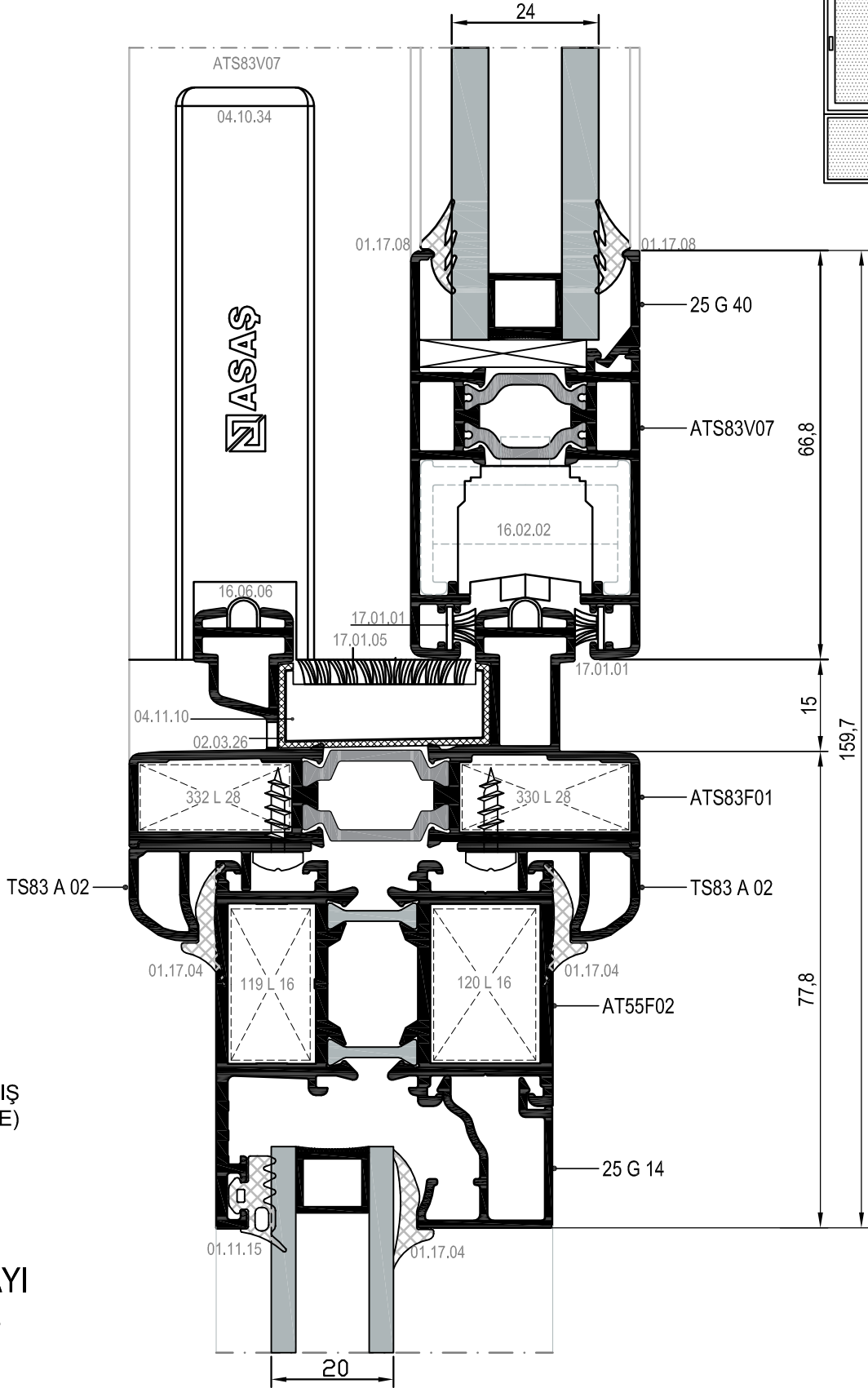
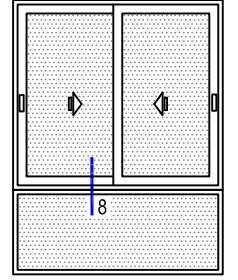
⑥ DETAYI
DETAIL

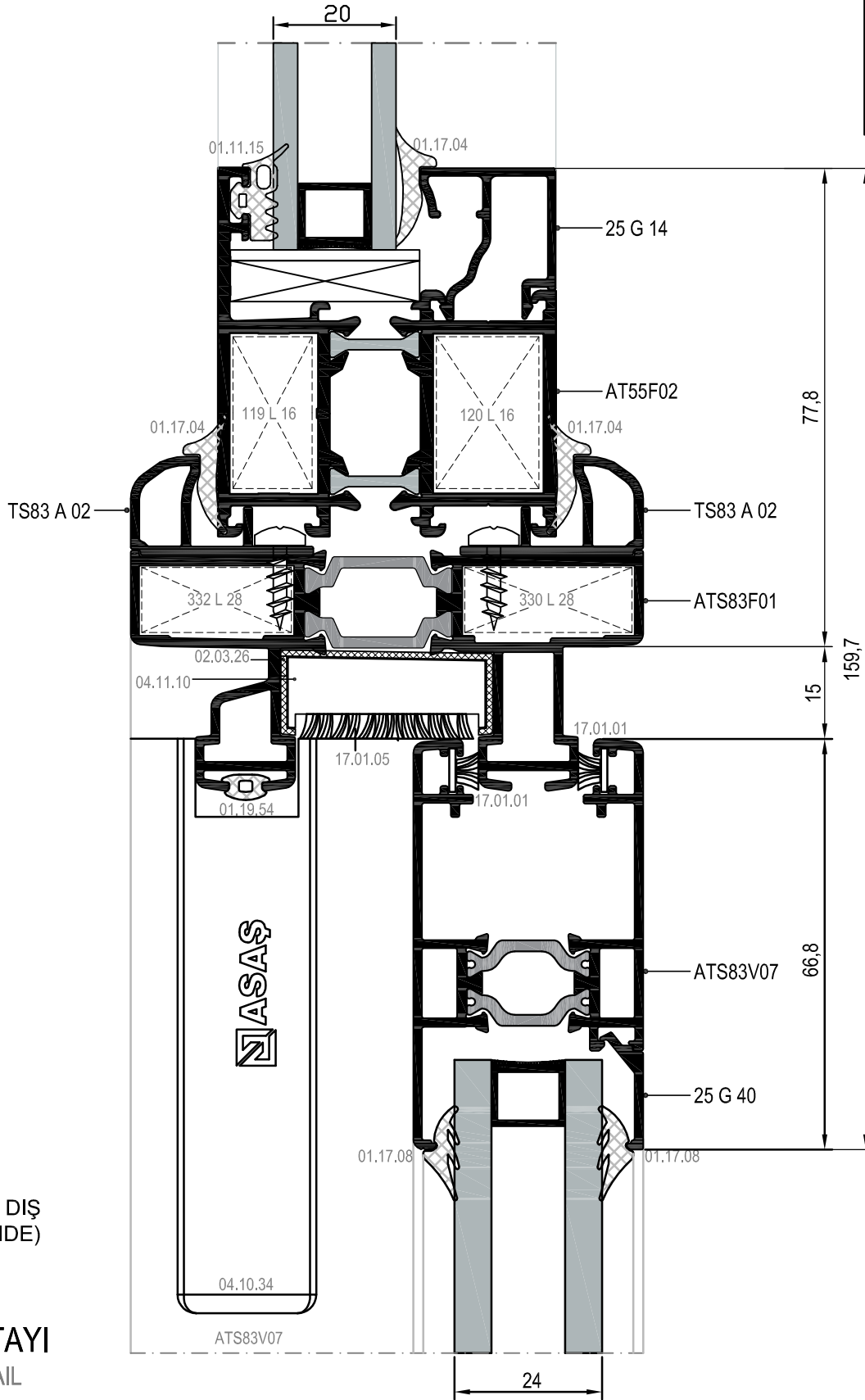
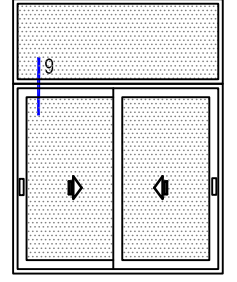


⑦ DETAYI
DETAIL



⑦A DETAYI
DETAIL





DIŞ
(OUTSIDE)

⑨ DETAYI
DETAIL

MİMARİ KATALOG ARCHITECTURAL CATALOGUE

Alüminyum Kapı Pencere ve Giydirme Cephe Sistemleri
Aluminium Window Doors and Facade Systems



Rescara Sistem Detayları
Rescara System Details

RST83

AKSESUARLAR

ACCESSORIES

11

12

13

14

15


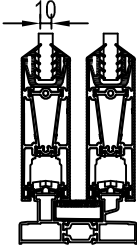



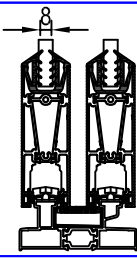

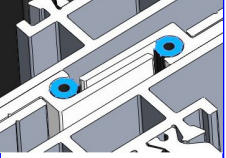
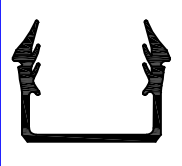
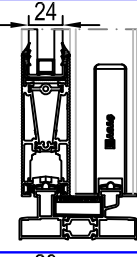
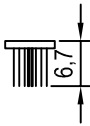
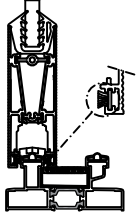
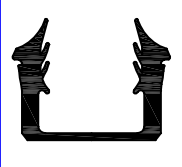
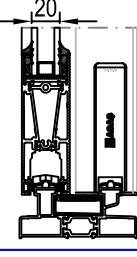

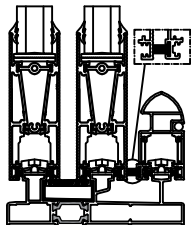

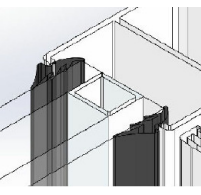
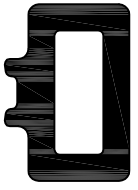
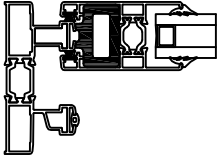
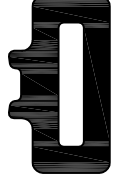
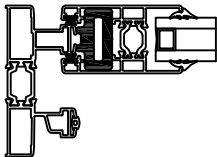
16

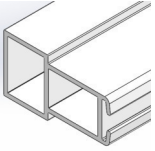
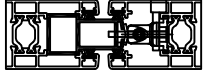

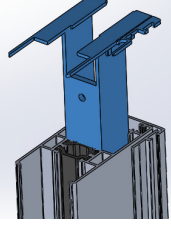
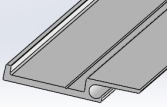
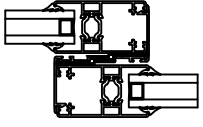

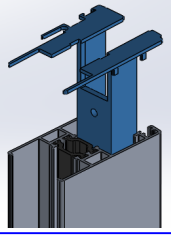
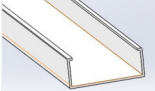
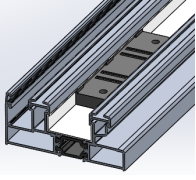

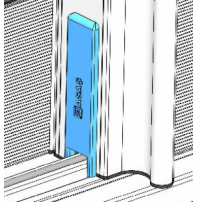

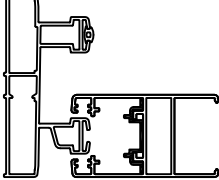

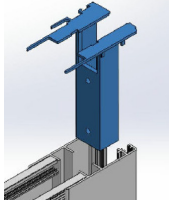
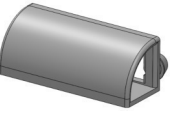
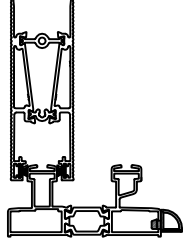
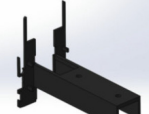
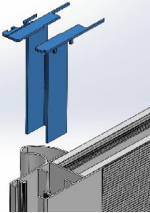
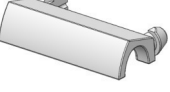
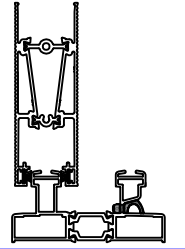

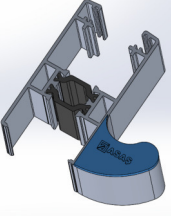

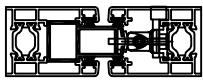

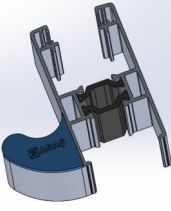
17

18

19

20

| | | | | | |
|---|--|---|---|---|---|
|  | <p>01.16.30</p> <p>CAM FITİLİ GLAZING GASKET</p> <p>Malzeme / Material : EPDM Ağırlık / Weight : 440 gr/m Paket / Package: 35 m / 15 kg</p> |  |  | <p>01.19.54</p> <p>CAM FITİLİ GLAZING GASKET</p> <p>Malzeme / Material : EPDM Ağırlık / Weight : 28 gr/m Paket / Package: 530 m / 15 kg</p> |  |
|  | <p>01.16.31</p> <p>CAM FITİLİ GLAZING GASKET</p> <p>Malzeme / Material : EPDM Ağırlık / Weight : 509 gr/m Paket / Package: 30 m / 15 kg</p> |  |  | <p>01.24.01</p> <p>MT-216 A KENET FITİLİ CONNECTION GASKET</p> <p>Malzeme / Material : EPDM Ağırlık / Weight : 10 gr/m Paket / Package: 1500 m / 15 kg</p> |  |
|  | <p>01.16.35</p> <p>CAM FITİLİ GLAZING GASKET</p> <p>Malzeme / Material : EPDM Ağırlık / Weight : 240 gr/m Paket / Package: 62 m / 15 kg</p> |  |  | <p>17.01.01</p> <p>KIL FITİL 670X700 BRUSH 670X700</p> <p>Malzeme / Material Polipropilen / Polypropylene Paket / Package : 275 mt</p> |  |
|  | <p>01.16.36</p> <p>CAM FITİLİ GLAZING GASKET</p> <p>Malzeme / Material : EPDM Ağırlık / Weight : 310 gr/m Paket / Package: 48 m / 15 kg</p> |  |  | <p>17.01.03</p> <p>KIL FITİL 670X1000 BRUSH 670X1000</p> <p>Malzeme / Material Polipropilen / Polypropylene</p> |  |
|  | <p>01.17.08</p> <p>CAM FITİLİ GLAZING GASKET</p> <p>Malzeme / Material : EPDM Ağırlık / Weight : 51 gr/m Paket / Package: 294 m / 15 kg</p> |  | | | |
|  | <p>19.01.12</p> <p>STOPER STOP</p> <p>Malzeme / Material : EPDM</p> |  | | | |
|  | <p>19.01.13</p> <p>STOPER STOP</p> <p>Malzeme / Material : EPDM</p> |  | | | |

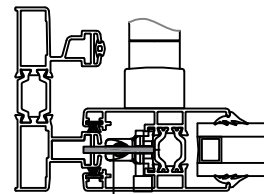
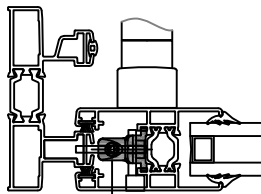
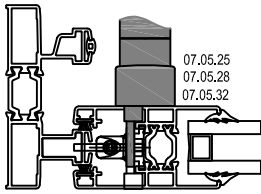
| | | | | | |
|---|---|---|---|---|---|
|  | <p>02.03.23</p> <p>ORTA BİRLEŞİM ADAPTÖRÜ ADAPTER FOR MIDDLE CONNECTION</p> <p>Malzeme / Material : PVC</p> |  |  | <p>04.10.32 A</p> <p>PVC KAPAK (SOL) PVC CAP (LEFT)</p> <p>Malzeme / Material : PVC</p> <p>ATS83V03 İÇİN FOR ATS83V03</p> |  |
|  | <p>02.03.24</p> <p>ORTA KENET ADAPTÖRÜ MIDDLE CLAMPING ADAPTER</p> <p>Malzeme / Material : PVC</p> |  |  | <p>04.10.32 B</p> <p>PVC KAPAK (SAĞ) PVC CAP (RIGHT)</p> <p>Malzeme / Material : PVC</p> <p>ATS83V03 İÇİN FOR ATS83V03</p> |  |
|  | <p>02.03.26</p> <p>PVC YALITIM ADAPTÖRÜ PVC ADAPTER FOR INSULATION</p> <p>Malzeme / Material : PVC</p> |  |  | <p>04.10.34</p> <p>PVC KAPAK PVC CAP</p> <p>Malzeme / Material : PVC</p> |  |
|  | <p>02.03.32</p> <p>SÜRME KANAT İSPANYOLET ADAPTÖRÜ SLIDING VENT HANDLE ADAPTER</p> <p>Malzeme / Material : PVC</p> |  |  | <p>04.10.35 A</p> <p>PVC KAPAK PVC CAP</p> <p>Malzeme / Material : PVC</p> <p>ATS83V01-ATS83V02 İÇİN FOR ATS83V01-ATS83V02</p> |  |
|  | <p>04.02.09</p> <p>TAHLİYE KAPAĞI DRAINAGE COVER</p> <p>Malzeme / Material : PVC</p> |  |  | <p>04.10.35 B</p> <p>PVC KAPAK (SAĞ) PVC CAP (RIGHT)</p> <p>Malzeme / Material : PVC</p> <p>ATS83V01-ATS83V02 İÇİN FOR ATS83V01-ATS83V02</p> |  |
|  | <p>04.02.10</p> <p>YAN TAHLİYE KAPAĞI DRAINAGE COVER</p> <p>Malzeme / Material : PVC</p> |  |  | <p>04.10.36 A</p> <p>PVC KAPAK (SAĞ) PVC CAP (RIGHT)</p> <p>Malzeme / Material : PVC</p> <p>ATS83V02 / ATS83V05 İÇİN FOR ATS83V02 / ATS83V05</p> |  |
|  | <p>04.06.77</p> <p>ADAPTÖR KAPAĞI ADAPTER CAP</p> <p>Malzeme / Material : PVC 02.03.23 İÇİN / FOR 02.03.23</p> |  |  | <p>04.10.36 B</p> <p>PVC KAPAK (SOL) PVC CAP (LEFT)</p> <p>Malzeme / Material : PVC</p> <p>ATS83V02 / ATS83V05 İÇİN FOR ATS83V02 / ATS83V05</p> |  |





| | | | | | |
|---|--|---|--|--|--|
|  | <p>04.10.37 A</p> <p>PVC KAPAK (SOL) PVC CAP (LEFT)</p> <p>Malzeme / Material : PVC</p> <p><small>ATS83V05-ATS83V06 İÇİN FOR ATS83V05-ATS83V06</small></p> |  | | | |
|  | <p>04.10.37 B</p> <p>PVC KAPAK (SAĞ) PVC CAP (RIGHT)</p> <p>Malzeme / Material : PVC</p> <p><small>ATS83V05-ATS83V06 İÇİN FOR ATS83V05-ATS83V06</small></p> |  | | | |
|  | <p>04.11.10</p> <p>ALT-ÜST SEVİYE TAKOZU LOWER-TOP SUPPORT LEVEL</p> <p>Malzeme / Material : PVC</p> |  | | | |
|  | <p>10.09.03</p> <p>PİMLİ KÖŞE BAĞLANTI PVC ADAPTER FOR INSULATION</p> <p>Malzeme / Material : Aluminium casting</p> |  | | | |
|  | <p>11.05.01</p> <p>KANAT SABİTLEME TAKOZU WENT FIXING PART</p> <p>Malzeme / Material : PVC</p> |  | | | |
| | | | | | |
| | | | | | |

| | |
|--|--|
|  <p>07.05.28 RESCARA GLOBAL PENCERE KOLU (TEK DİLLİ) RESCARA GLOBAL HANDLE FOR WINDOWS (SINGLE RAIL) Renk / Colour : Siyah-Beyaz-Gri / Black-White-Grey</p> <p>EN 1670</p> |  <p>07.05.25 GIESSE İSPANYOLET KOL (ÇİFT DİLLİ) GIESSE HANDLE FOR WINDOWS (DOUBLE RAIL) Renk / Colour : Siyah-Beyaz-Gri / Black-White-Grey</p> <p>UNI CEI EN ISO / IEC 17050</p> |
|  <p>07.05.32 RESCARA PENCERE KOLU (ÇİFT DİLLİ) RESCARA GLOBAL HANDLE FOR WINDOWS (DOUBLE RAIL) Renk / Colour : Siyah-Beyaz-Gri / Black-White-Grey</p> <p>EN 1670, 13126-8</p> |  <p>07.25.01 GIESSE TİJ BAĞLANTI PARÇASI GIESSE CONNECTION ROD Renk / Colour : Siyah / Black Malzeme / Material : Polyamid / Polyamide</p> <p>07.05.25 Kol için / For Handle 07.05.25</p> |
|  <p>07.13.08 RESCARA KOL BAĞLANTI PARÇASI RESCARA CONNECTION PART FOR HANDLE Malzeme / Material : PVC</p> <p>07.05.32 Kol için / For Handle 07.05.32</p> |  <p>07.13.07 KOL BAĞLANTI PARÇASI CONNECTION PART FOR HANDLE Malzeme / Material : Zamak / Zamak</p> <p>07.05.28 Kol için / For Handles 07.05.28</p> |
|  <p>16.05.07 KİLİT ADAPTÖRÜ LOCK ADAPTER</p> <p>07.05.25, 07.05.28 ve 07.05.32 Kolları için / For Handle 07.05.25, 07.05.28 and 07.05.32</p> |  <p>16.05.02 SÜRME KİLİT KARŞILIĞI STRIKER FOR SLIDING LOCK</p> <p>07.05.25, 07.05.28 ve 07.05.32 Kolları için / For Handle 07.05.25, 07.05.28 and 07.05.32</p> |
|  <p>16.04.04 SÜRME DİL SLIDING BOLT</p> <p>07.05.25, 07.05.28 ve 07.05.32 Kolları için / For Handle 07.05.25, 07.05.28 and 07.05.32</p> | |
| | |

KOL İLE KİLİTLEME SEÇİM TABLOSU
LOCKING KIT SELECTION TABLE WITH HANDLE

| KOD CODE | TANIM DESCRIPTION | ADET NUMBER | | | | KANAT VENT | |
|--|--------------------------------|---|-----------------|----------------|-----------------|---------------|----------|
| | | H: 0-1200 mm | H: 1201-1799 mm | H: 1800-2199mm | H: 2200-2500 mm | | |
| RESCARA TEK DİLLİ KOL RESCARA SINGLE RAIL HANDLE | 07.05.28 | RESCARA GLOBAL PENCERE KOLU RESCARA GLOBAL HANDLE | 1 | 1 | 1 | 1 | ATS83V03 |
| | 07.13.07 | KOL BAĞLANTI PARÇASI CONNECTION PART FOR HANDLE | 1 | 1 | 1 | 1 | |
| GIESSE ÇİFT DİLLİ KOL GIESSE DOUBLE RAIL HANDLE | 07.05.25 | GIESSE İSPANYOLET KOL GIESSE HANDLE FOR WINDOWS | 1 | 1 | 1 | 1 | |
| | 07.25.01 | GIESSE TIJ BAĞLANTI PARÇASI GIESSE CONNECTION ROD | 1 | 1 | 1 | 1 | |
| RESCARA ÇİFT DİLLİ KOL RESCARA DOUBLE RAIL HANDLE | 07.05.32 | RESCARA PENCERE KOLU RESCARA GLOBAL HANDLE | 1 | 1 | 1 | 1 | |
| | 07.13.08 | RESCARA KOL BAĞLANTI PARÇASI RESCARA CONNECTION ROD | 1 | 1 | 1 | 1 | |
| 16.05.07 | KİLİT ADAPTÖRÜ LOCK ADAPTÖR | 2 | 3 | 4 | 5 | | |
| 16.04.04 | SÜRME DİL SLIDING BOLT | 2 | 3 | 4 | 5 | | |

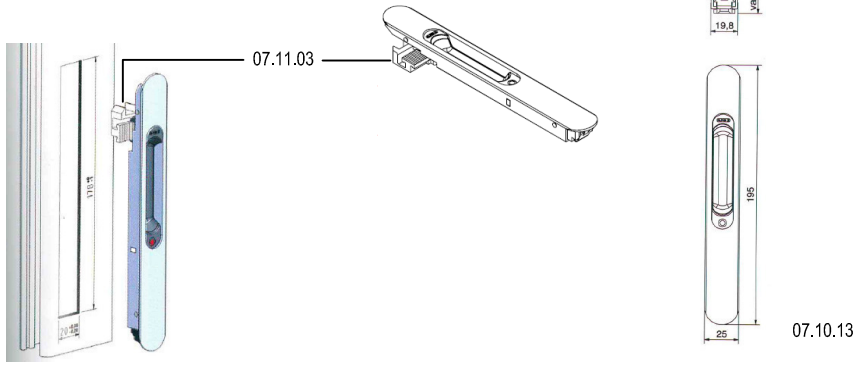
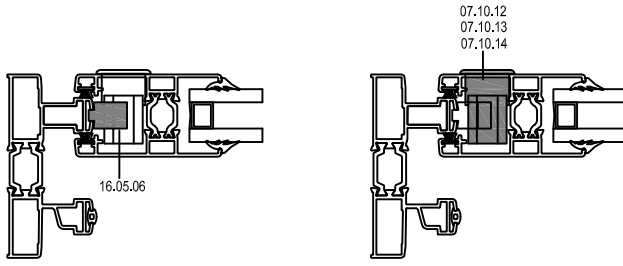


| | |
|---|---|
|  <p>07.10.12 HAVUZLU KİLİT ANAHTARLI SLIDING LOCK WITH KEY Malzeme / Material : Alüminyum- Zamak Aluminium -Zamak</p> |  <p>07.10.13 HAVUZLU KİLİT SLIDING LOCK Malzeme / Material : Alüminyum- Zamak Aluminium -Zamak</p> |
|  <p>07.10.14 ÇİFTLİ HAVUZLU KİLİT ANAHTARLI DOUBLE SLIDING LOCK WITH KEY Malzeme / Material : Alüminyum- Zamak Aluminium -Zamak</p> |  <p>07.10.09 HAVUZ KOL SLIDING HANDLE Malzeme / Material : Alüminyum Aluminium</p> |
|  <p>07.11.03 KOL ÜSTÜ KARŞILIK STRIKER FOR HANDLE 07.10.12 , 07.10.13 , 07.10.14 Sürme Kilit için / For Handle 07.10.12 , 07.10.13 , 07.10.14</p> |  <p>16.05.06 SÜRME KİLİT KARŞILIĞI STRIKER FOR SLIDING LOCK 07.10.12 , 07.10.13 , 07.10.14 Sürme Kilit için / For Handle 07.10.12 , 07.10.13 , 07.10.14</p> |
| | |
| | |
| | |

HAVUZLU KOL İLE KİLİTLEME SEÇİM TABLOSU

LOCKING KIT SELECTION TABLE WITH HANDLE 07.10.13

| KOD CODE | TANIM DESCRIPTION | ADET NUMBER | KANAT VENT |
|----------------------------------|---|----------------|----------------------------------|
| 07.10.12 07.10.13 07.10.14 | HAVUZLU KİLİT SLIDING LOCK | 1 | ATS83V01 ATS83V02 ATS83V07 |
| 16.05.06 | SÜRME KİLİT KARŞILIĞI STRIKER FOR SLIDING LOCK | 1 | |
| 07.11.03 | KOL ÜSTÜ KARŞILIK STRIKER FOR HANDLE | 1 | |





07.05.41

RESCARA AKUSTİK PENCERE KOLU
RESCARA ACOUSTIC HANDLE

Renk / Colour : Siyah-Beyaz-Gri
Black-White-Grey



07.05.42

RESCARA AKUSTİK PENCERE KOLU
RESCARA ACOUSTIC HANDLE

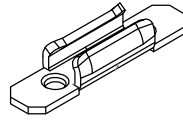
Renk / Colour : Siyah-Beyaz-Gri
Black-White-Grey



07.05.48

RESCARA GİZLİ SÜRME KOLU
RESCARA HIDDEN SLIDING HANDLE

Renk / Colour : Siyah-Beyaz-Gri
Black-White-Grey



16.05.08

SÜRME KİLİT KARŞILIĞI
STRIKER FOR SLIDING LOCK

07.05.41, 07.05.42, 07.05.48 PVC Kol için / For PVC Handle 07.05.41, 07.05.42, 07.05.48

07.18.XX

15 EKSEN SÜRME İSPANYOLETİ
15 AXIS STEEL GEARBOX SLIDING ESPOGNOLETTE

Renk / Colour : Siyah-Beyaz-Gri
Black-White-Grey


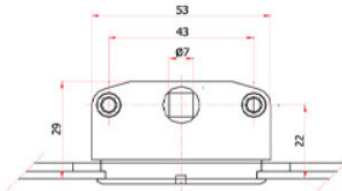


04.20.03

SÜRME KİLİT KARŞILIĞI ALT PLASTİK
PARÇASI
TIN PLATE STRIKER FOR SLIDING LOCK
Malzeme / Material : PVC

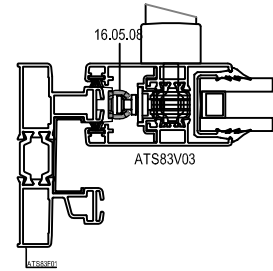
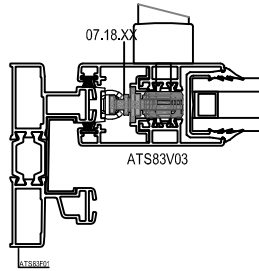
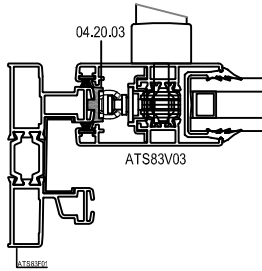
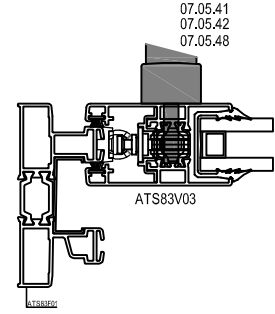
07.18.xx 15 EKSEN SÜRME İSPANYOLETİ
07.18.xx 15 AXIS STEEL GEARBOX SLIDING ESPOGNOLETTE

| KOD CODE | ÖLÇÜ DIMENSION |
|-------------|------------------------|
| 07.18.32 | h: 600mm-800 mm / 15 |
| 07.18.33 | h: 800mm-1000 mm / 15 |
| 07.18.34 | h: 1000mm-1200 mm / 15 |
| 07.18.35 | h: 1200mm-1400 mm / 15 |
| 07.18.36 | h: 1400mm-1600 mm / 15 |
| 07.18.37 | h: 1600mm-1800 mm / 15 |
| 07.18.38 | h: 1800mm-2000mm / 15 |
| 07.18.39 | h: 2000mm-2100mm / 15 |



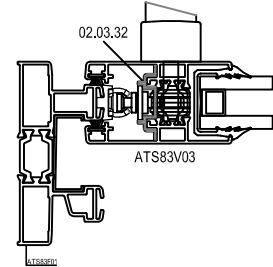
PVC KOL İLE KİLİTLEME SEÇİM TABLOSU
LOCKING KIT SELECTION TABLE WITH HANDLE 07.05.4X


| KOD CODE | TANIM DESCRIPTION | ADET NUMBER | KANAT VENT |
|----------------------------------|---|---|----------------------------------|
| 07.05.41 07.05.42 07.05.48 | PVC İSPANYOLET KOL PVC HANDLE | 1 | ATS83V01 ATS83V03 ATS83V07 |
| 16.05.08 | SÜRME KİLİT KARŞILIĞI STRIKER FOR SLIDING LOCK | BKZ. 07.18.xx SEÇİM TABLOSU SEE 07.18.xx SELECTION TABLE | |
| 04.20.03 | SÜRME SAC KARŞILIĞI TIN PLATE STRIKER FOR SLIDING LOCK | BKZ. 07.18.xx SEÇİM TABLOSU SEE 07.18.xx SELECTION TABLE | |
| 07.18.XX | TIJLI KİLİT SİSTEMİ ROD LOCKING SYSTEM | 1 | |



07.18.xx 15 EKSEN SÜRME İSPANYOLETİ
07.18.xx 15 AXIS STEEL GEARBOX SLIDING ESPOGNOLETTE

| KOD CODE | ÖLÇÜ DIMENSION | 16.05.08 ADET/NUMBER | 04.20.03 ADET/NUMBER |
|-------------|------------------------|-------------------------|-------------------------|
| 07.18.32 | h: 600mm-800 mm / 15 | 2 | 2 |
| 07.18.33 | h: 800mm-1000 mm / 15 | 2 | 2 |
| 07.18.34 | h: 1000mm-1200 mm / 15 | 3 | 3 |
| 07.18.35 | h: 1200mm-1400 mm / 15 | 3 | 3 |
| 07.18.36 | h: 1400mm-1600 mm / 15 | 3 | 3 |
| 07.18.37 | h: 1600mm-1800 mm / 15 | 3 | 3 |
| 07.18.38 | h: 1800mm-2000mm / 15 | 4 | 4 |
| 07.18.39 | h: 2000mm-2100mm / 15 | 4 | 4 |






16.02.02

GESSE AYARLI ÇİFTLİ RULMAN
GESSE ADJUSTABLE CARRERA 2 PULLEYS

Malzeme / Material : Polyamid- Zamak
Polyamide -Zamak

2 Adet 180 kg taşır. / 180 kg with 2 pulleys
EN 13126-15 : 2008



16.02.07

RESCARA ÇİFTLİ RULMAN
GESSE ADJUSTABLE CARRERA 2 PULLEYS


2 Adet 120 kg taşır. / 120 kg with 2 pulleys



16.01.01

AYARLI TEKLİ RULMAN
PULLEY WITH SINGLE WHEEL

2 Adet 35 kg taşır. / 35 kg with 2 pulleys
Max. kanat ölçüsü 600x1500/ Max. vent dimension 600x1500



16.01.02

AYARLI ÇİFTLİ RULMAN
ADJUSTABLE PULLEYS

2 Adet 65 kg taşır. / 65 kg with 2 pulleys
Max. kanat ölçüsü 1000x2100/ Max. vent dimension 1000x2100



16.01.12

METAL TEKERLEKLİ AYARLI RULMAN
STEEL ADJUSTABLE PULLEYS

2 Adet 65 kg taşır. / 65 kg with 2 pulleys
Max. kanat ölçüsü 1000x2100/ Max. vent dimension 1000x2100



16.01.13

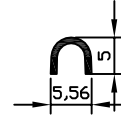
METAL TEKERLEKLİ AYARLI RULMAN
PULLEY WITH SINGLE WHEEL

2 Adet 35 kg taşır. / 35 kg with 2 pulleys
Max. kanat ölçüsü 600x1500/ Max. vent dimension 600x1500



16.02.06


SİNEKLİ RULMANI
SWATTER PULLEYS



16.06.06

ÇELİK RAY
STEEL RAIL


Malzeme / Material : Paslanmaz Çelik
Stainless Steel



21.01.09

PUNCH MAKİNESİ
PUNCH MACHINE

Pnömatik



21.01.09A

KENET İÇİN PUNCH MAKİNESİ
PUNCH MACHINE

Pnömatik

MİMARİ KATALOG ARCHITECTURAL CATALOGUE

Alüminyum Kapı Pencere ve Giydirme Cephe Sistemleri
Aluminium Window Doors and Facade Systems



Rescara Sistem Detayları
Rescara System Details

RST83

İMALAT DETAYLARI

FABRICATION DETAILS

11

12

13

14

15

16

17





18

19

20

RST83

PROFİLLER / Profiles

| KOD code | PROFİL profile | ADET unit | KESİM ÖLÇÜSÜ Cutting Dimension |
|-------------|---|--------------|-----------------------------------|
| ATS83F01 |  | 2 | L |
| ATS83V01 |  | 4 | H-65,15 |
| ATS83V08 |  | 4 | L/2 - 91,77 |
| TS83 A 01 |  | 2 | H - 65,15 |

| CAM /Glass | L/2 - 102,5 | H - 232,18 |
|------------|-------------|------------|
| 2 | | |
| 2 | | |

FİTİLLER/ Gaskets

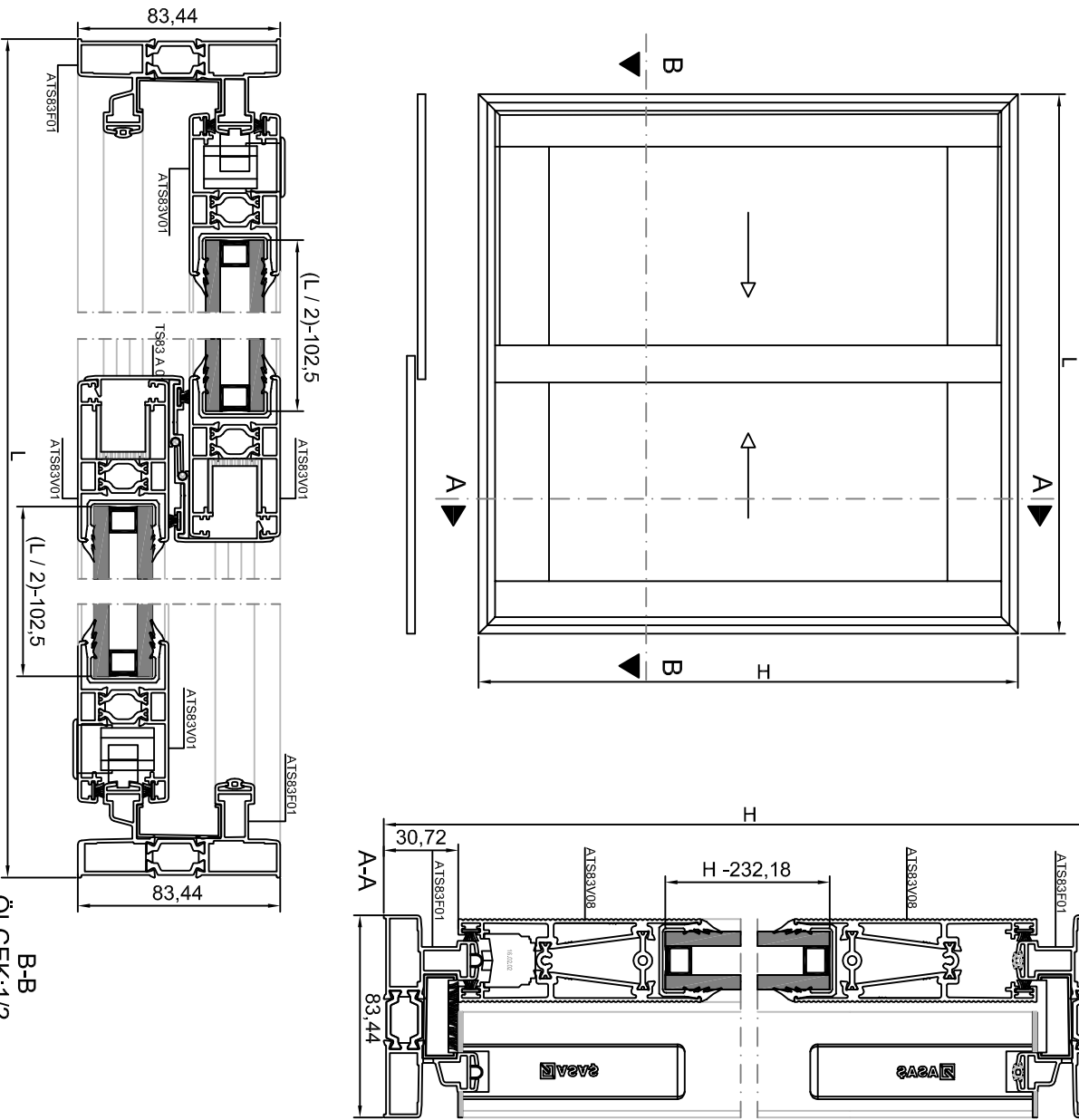
| | | |
|-----------|---------------------|-------------|
| 01-1635 | CAM U FİTİL | 44x2 |
| 01-1954 | RAY FİTİL | 44x2 |
| 01-2401 | MIT-216 KENET FİTİL | 204 - 65,15 |
| 16.06.06 | ÇELİK RAY | 2L |
| 17.01.01 | FİRCÇA FİTİL | 64x4L |
| *17.01.05 | KİL FİTİL | 259mm |

*17.01.05 - 04.11.10 numu aksesuar için kullanılır. 04.11.10 numu aksesuar için 178 mm

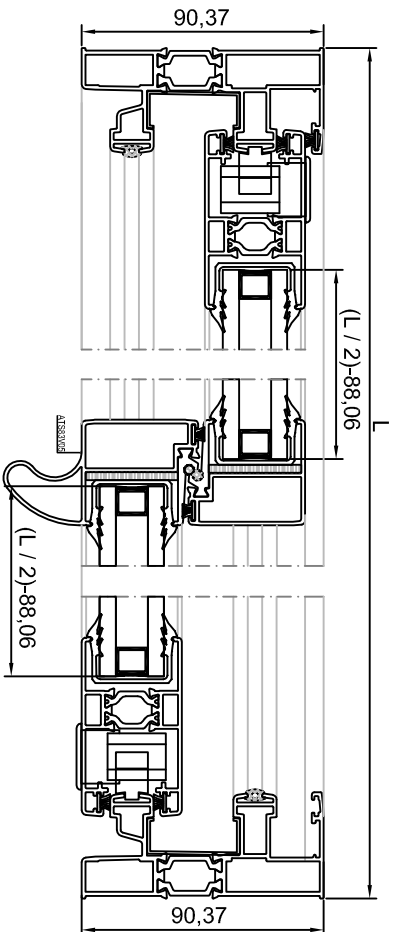
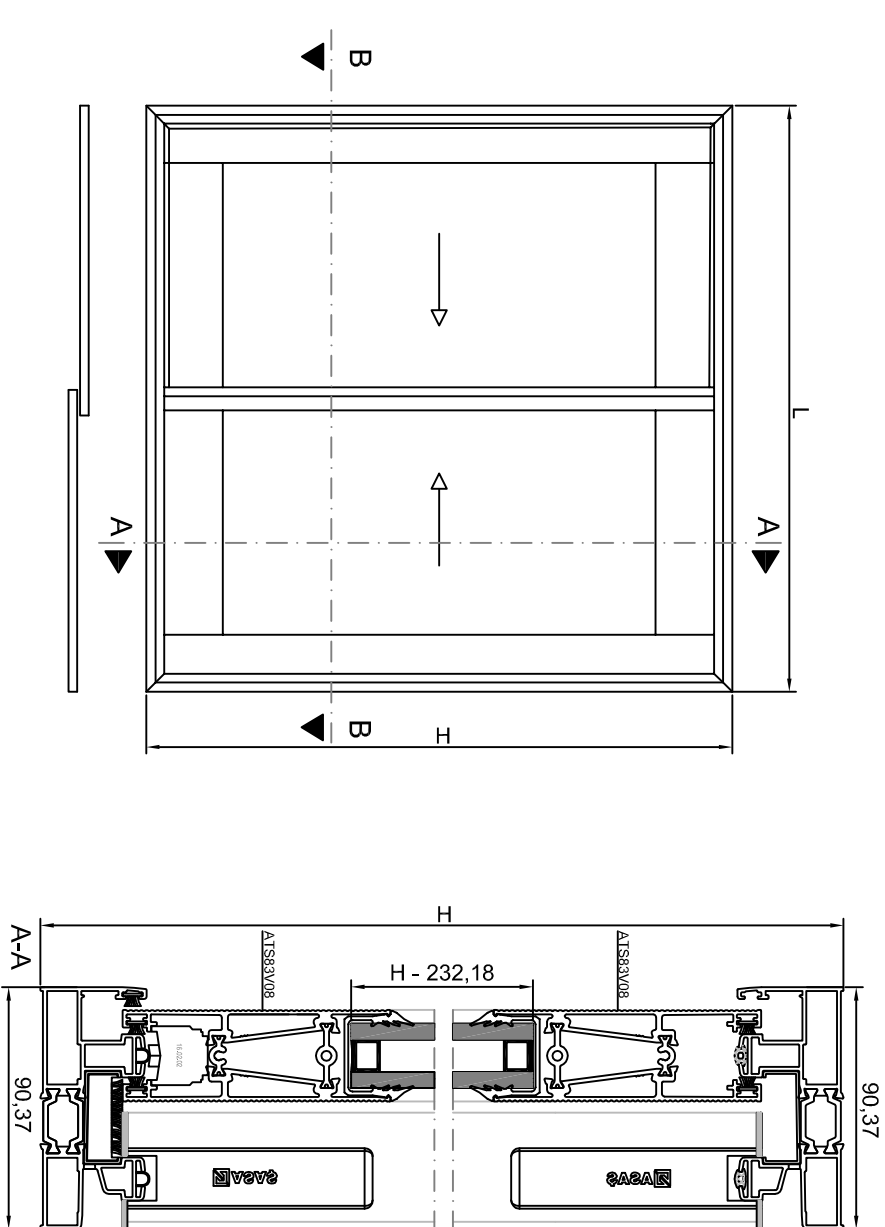
AKSESUARLAR/ Accessories

| KOD code | AÇIKLAMA description | ADET unit | KESİM ÖLÇÜSÜ Cutting Dimension |
|-------------|--|--------------|-----------------------------------|
| 390 L 28 | KÖŞE TAKOZU / corner cleat | 4 | |
| 332 L 28 | KÖŞE TAKOZU / corner cleat | 4 | |
| 04.10.34 | PVC KAPAK | 4 | |
| 04.10.35A | PVC KAPAK (SOL) | 2 | |
| 04.10.35B | PVC KAPAK (SAĞ) | 2 | |
| 04.11.10 | ALT-ÜST SEVİYE TAKOZU | 2 | |
| 02.03.24 | ORTA KENET ADAPTÖRÜ | 2 | H - 65,15 |
| 02.03.26 | PVC YALITIM ADAPTÖRÜ | 2 | L - 32,3 |
| 07.10.13 | HAUZLU KLİT / sliding lock | 2 | L - 52,3 |
| 16.05.06 | SURME KLİT / ADAPTÖRÜ / sliding lock adapter | 2 | |
| 07.11.03 | KOL ÜSTÜ KARŞILIK / strike for handle | 2 | |
| 16.02.02 | RULMAN / glesse adjustable camera | 4 | |

B-B
ÖLÇEK:1/2



RST83



B-B
ÖLÇEK:1/2

PROFİLLER / Profiles

| KOD code | PROFİL profile | ADET unit | KESİM ÖLÇÜSÜ Cutting Dimension |
|-------------|-------------------|--------------|-----------------------------------|
| ATS83F02 | | 2 | L |
| ATS83V01 | | 1 | H - 65,15 |
| ATS83V08 | | 4 | L/2 - 80,59 |
| ATS83V05 | | 1 | H - 65,15 |
| ATS83V06 | | 1 | H - 65,15 |
| CAM/Glass | | 2 | L/2 - 88,08 |
| | | 2 | H - 232,18 |

FİTLER/ Gaskets

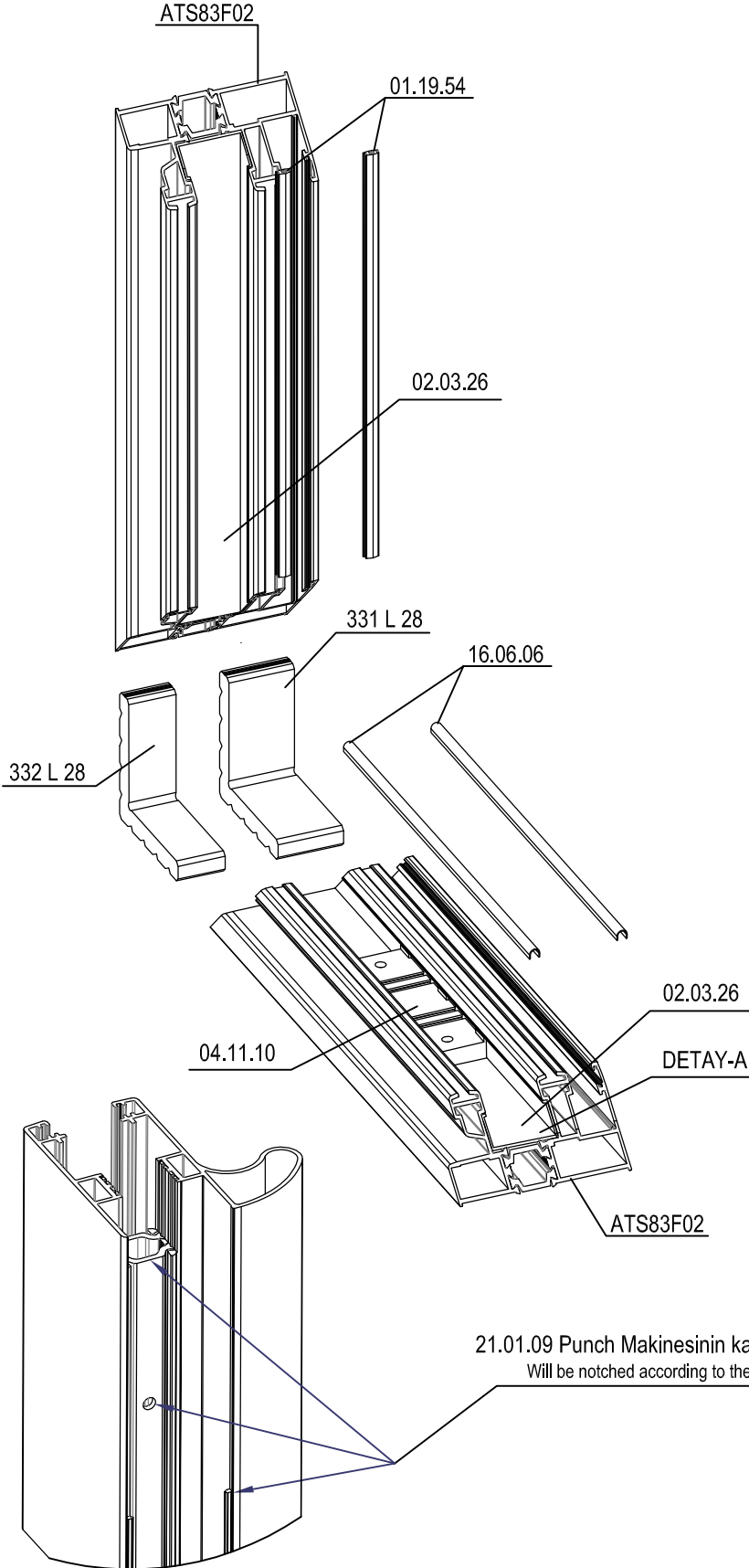
| | | |
|-----------|-------------------|-----------|
| 01.16.35 | CAM U FİTİL | 4H+2L |
| 01.19.54 | RAY FİTİL | 4H+2L |
| 01.24.01 | İM218 KENET FİTİL | 2H + 65+5 |
| 16.06.06 | ÇELİK RAY | 2L |
| 17.01.01 | FİRCİKA FİTİL | 6H+4L |
| *17.01.05 | KİL FİTİL | 256mm |

*17.01.05 - 04.11.10 notu aksesuar için kullanılır. 04.11.10 notu aksesuar adedi x 239 mm

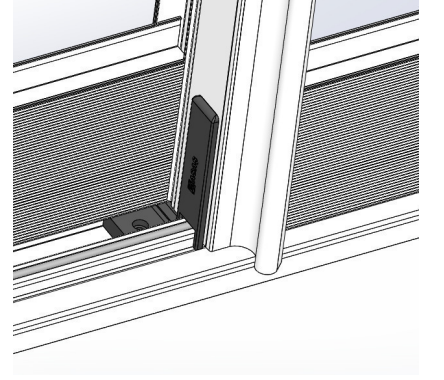
AKSESUARLARI/ Accessories

| KOD code | AÇIKLAMA description | ADET unit | KESİM ÖLÇÜSÜ Cutting Dimension |
|-------------|---|--------------|-----------------------------------|
| 3311.28 | KÖŞE TAKOZU /corner detail | 4 | |
| 3321.28 | KÖŞE TAKOZU /corner detail | 4 | |
| 04.10.34 | PVC KAPAK | 4 | |
| 04.10.35A48 | PVC KAPAK (KERTİMLİŞ) | 4 | |
| 04.10.37A | PVC KAPAK (SOL) | 2 | |
| 04.10.37B | PVC KAPAK (SAĞ) | 2 | |
| 04.10.38A48 | PVC KAPAK (SAG-SOL) | 2 | |
| 04.11.10 | ALT ÜST SEVİYE TAKOZU | 2 | |
| 02.03.26 | PVC YALITIM ADAPTÖRÜ | 2 | L - 32,3 |
| 07.10.13 | HAVUZLU KİLİT / sliding hook | 2 | H - 38,3 |
| 16.05.06 | SÜPÜRME KİLİT ADAPTÖRÜ / sliding hook adapter | 2 | |
| 07.11.03 | KOL ÜSTÜ KANISILIK /sticker for handle | 2 | |
| 16.02.02 | RULMAN / glass adjustable carriage | 4 | |

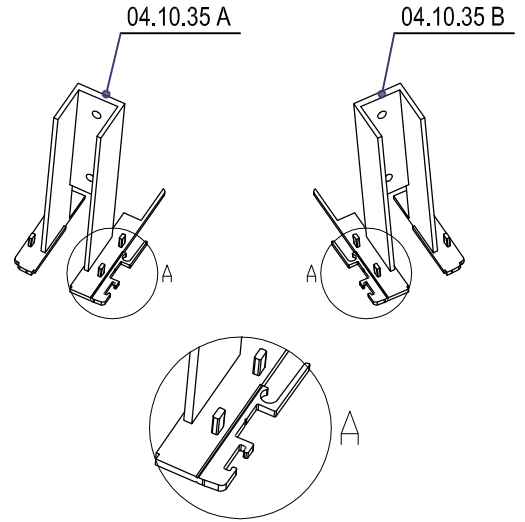

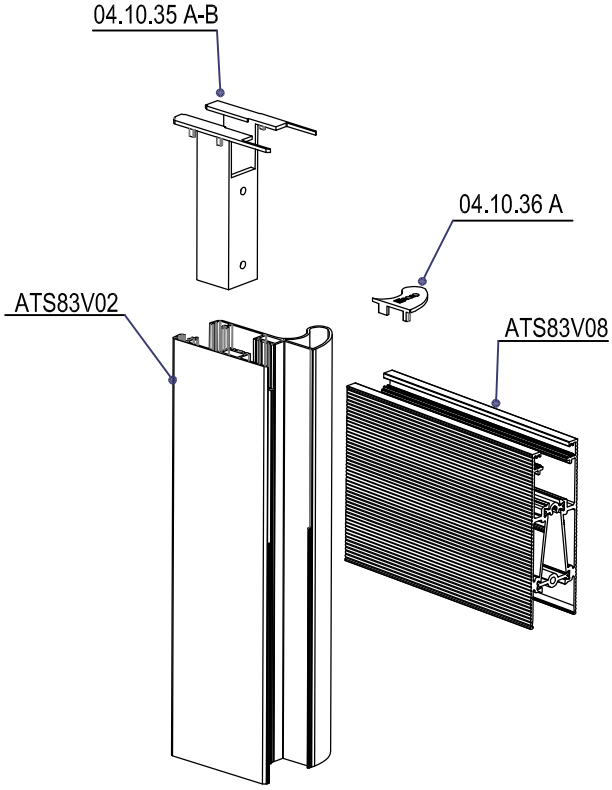
(1) KASA KÖŞE BAĞLANTI DETAYI
FRAME CORNER DETAIL



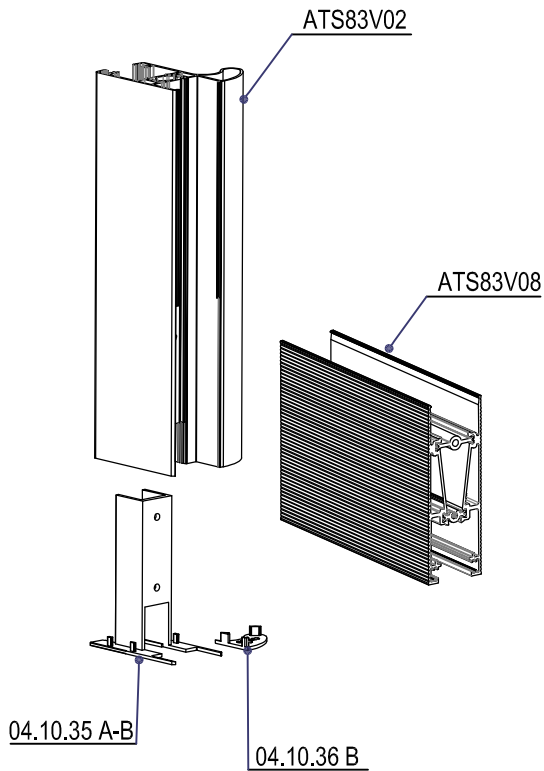
DETAY-A



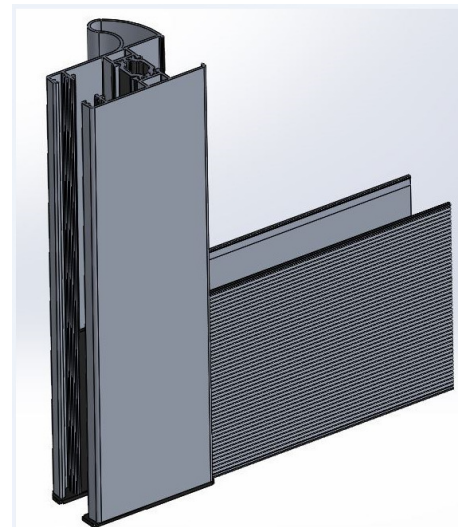
(2) DÜŞEY - YATAY KANAT BAĞLANTI DETAYI (ÜST)
VERTICAL & HORIZONTAL VENT CONNECTION DETAIL (UPPER)



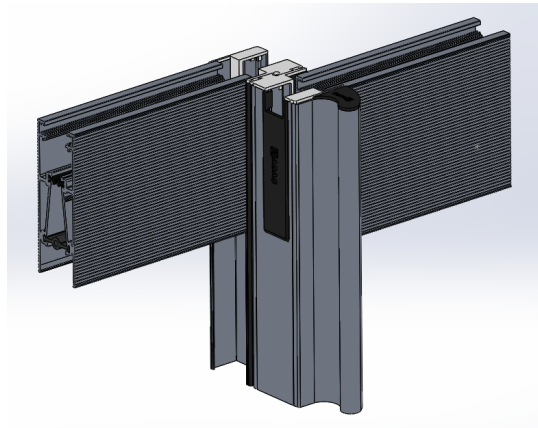
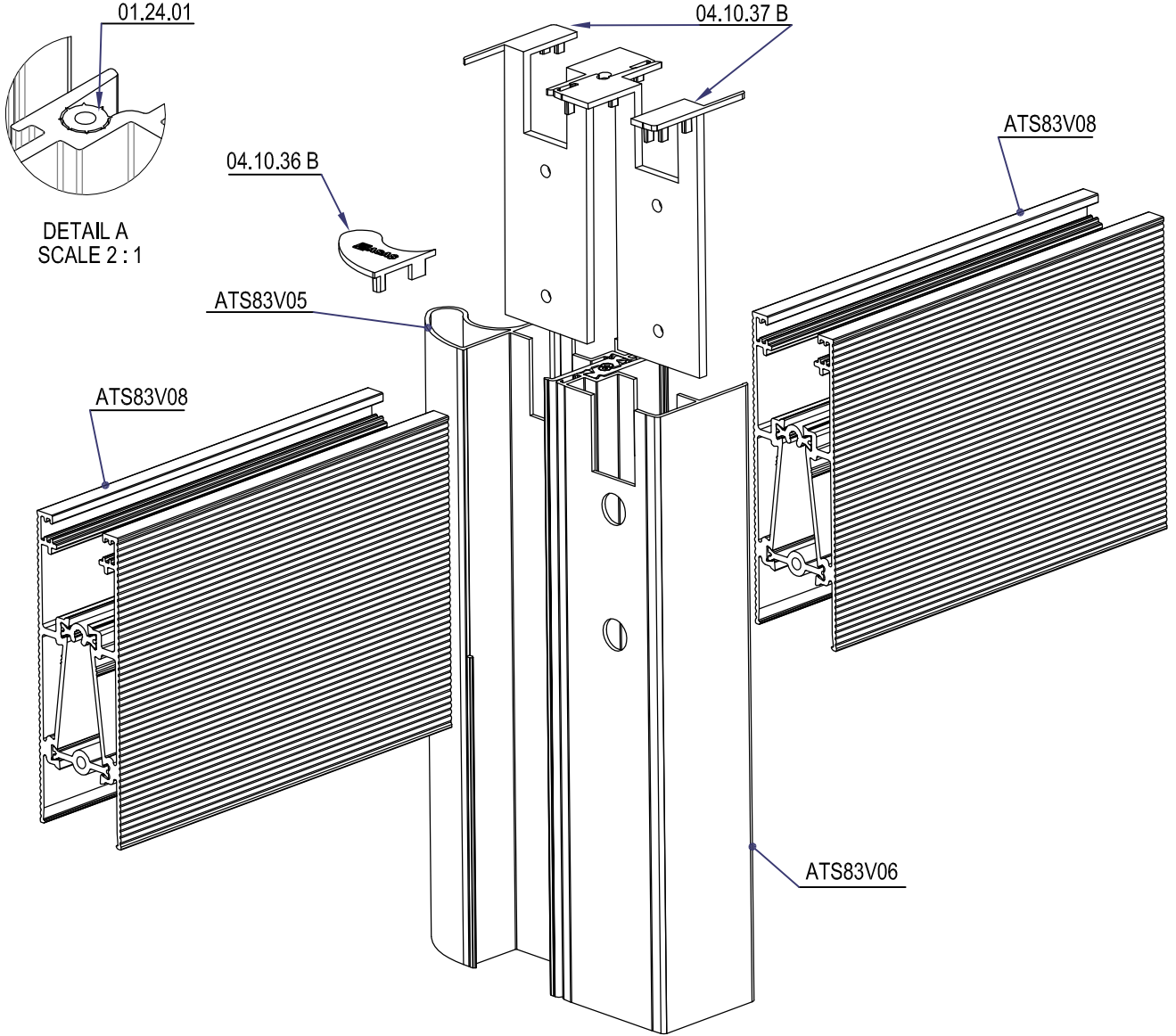
(3) DÜŞEY - YATAY KANAT BAĞLANTI DETAYI (ALT)
VERTICAL & HORIZONTAL VENT CONNECTION DETAIL (BOTTOM)



*Montaj esnasında gerekmediği yerlerde kopartılacaktır.



(3) ORTA KAYIT BAĞLANTI DETAYI (ÜST)
MULLION CONNECTION DETAIL (UPPER)



(4) ORTA KAYIT BAĞLANTI DETAYI (ALT)
MULLION CONNECTION DETAIL (BOTTOM)

