

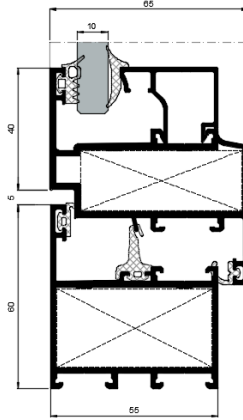
# MİMARİ KATALOG ARCHITECTURAL CATALOGUE

Alüminyum Kapı Pencere ve Giydirme Cephe Sistemleri  
Aluminium Window Doors and Facade Systems

 **RESCARA**



RW55



### TEKNİK ÖZELLİKLERİ / TECHNICAL PROPERTIES

<b>KASA DERİNLİĞİ</b> / <i>FRAME DEPTH</i>	55 mm
<b>KANAT DERİNLİĞİ</b> / <i>VENT DEPTH</i>	65 mm
<b>PROFİL ET KALINLIĞI</b> / <i>PROFILE GLASS THICKNESS</i>	1,4 / 1,8 / 2 mm
<b>MAX. CAM KALINLIĞI</b> / <i>MAX. GLASS THICKNESS</i>	36 mm

### KULLANIM SEÇENEKLERİ / APPLICATION ALTERNATIVES

	<b>KAPI</b> DOOR	<b>PENCERE</b> WINDOW
<b>İÇE AÇILIR</b> / <i>INWARD OPENING</i>	*	*
<b>DIŞA AÇILIR</b> / <i>OUTWARD OPENING</i>	*	
<b>VASİSTAS</b> / <i>BOTTOM HUNG</i>		*
<b>İÇE AÇILIR HEMYÜZ</b> / <i>INWARD OPENING COPLANAR DOOR</i>	*	
<b>ÇİFT EKSEN AÇILIM</b> / <i>TILT&amp;TURN OPENING</i>	*	*
<b>ÇARPMA KAPI</b> / <i>SWINGING DOOR</i>	*	
<b>ÇEK &amp; SÜR</b> / <i>TILT&amp;SLIDE</i>	*	*
<b>PİVOT</b> / <i>PIVOT</i>	*	*

# MİMARİ KATALOG

## ARCHITECTURAL CATALOGUE

Alüminyum Kapı Pencere ve Giydirme Cephe Sistemleri  
Aluminium Window Doors and Facade Systems



Rescara Sistem Detayları  
Rescara System Details

# RW55

PROFİLLER

PROFILES

01

02

03

04

05

06

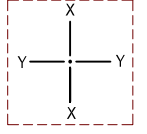
07

08

09

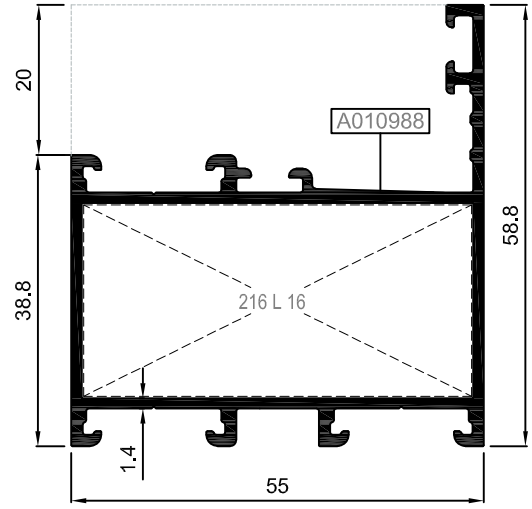
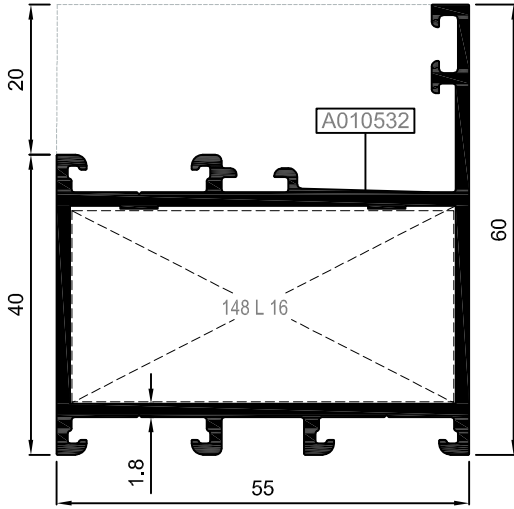
10

KOD/ CODE	AĞIRLIK (kg/m)/ WEIGHT	Jxx cm <sup>4</sup>	Jyy cm <sup>4</sup>	L m
55 F 01	1,188	18,070	11,717	6
55 F 02	1,485	24,931	30,822	6
55 F 08	0,984	15,042	9,902	6
55 F 09	1,136	19,101	24,585	6



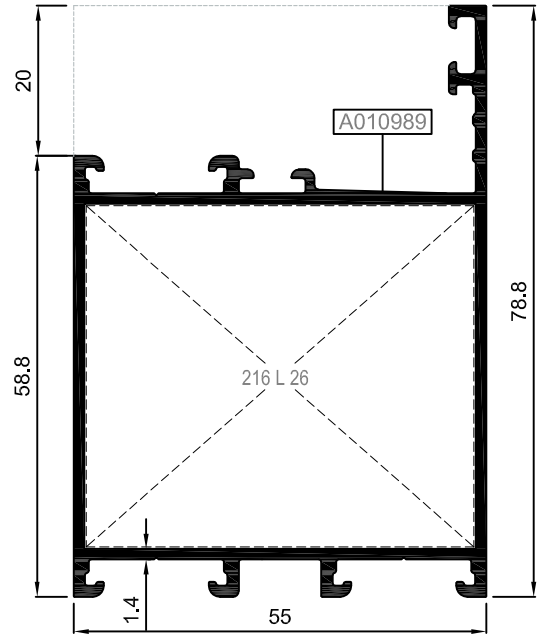
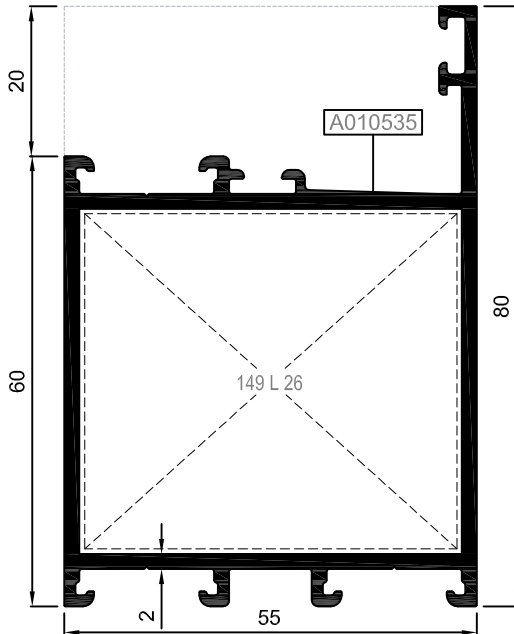
55 F 01



55 F 08



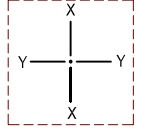
55 F 02

55 F 09

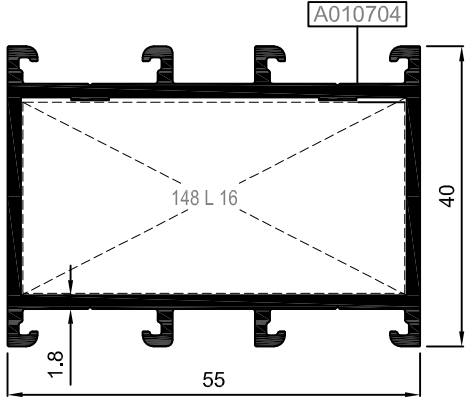


Nr		 L m	KEŞİM ÖLÇÜSÜ CUTTING SIZE	 AKS, KODU ACS, CODE
55 F 01	A010532	25 L 16 (A002061)	51,1 mm	148 L 16
55 F 02	A010535	25 L 26 (A010540)	50,7 mm	149 L 26
55 F 08	A010988	25 L 16 (A002061)	51,9 mm	216 L 16
55 F 09	A010989	25 L 26 (A010540)	51,9 mm	216 L 26

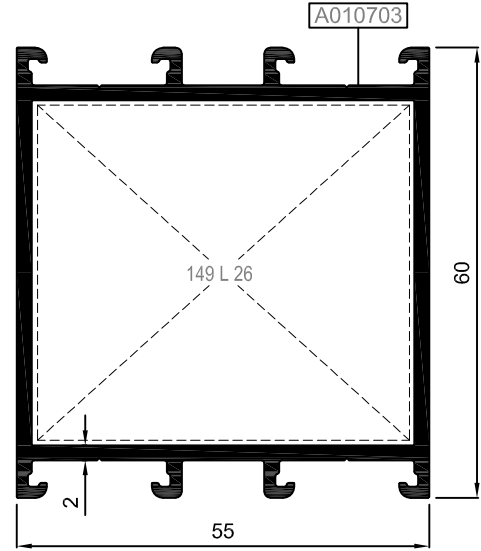
KOD/ CODE	AĞIRLIK (kg/m)/ WEIGHT	Jxx cm4	Jyy cm4	L m
55 F 03	1,067	15,379	7,681	6
55 F 04	1,357	22,024	23,460	6
55 F 05	1,475	23,612	30,167	6
55 F 14	1,039	14,232	4,405	6



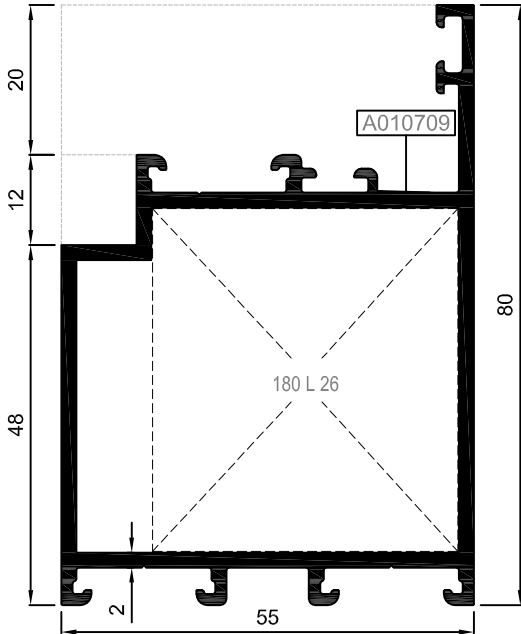
55 F 03



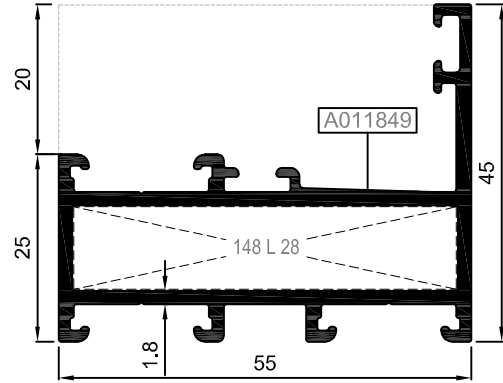
55 F 04



55 F 05 (HEMYÜZ)

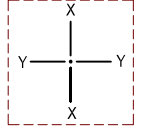


55 F 14

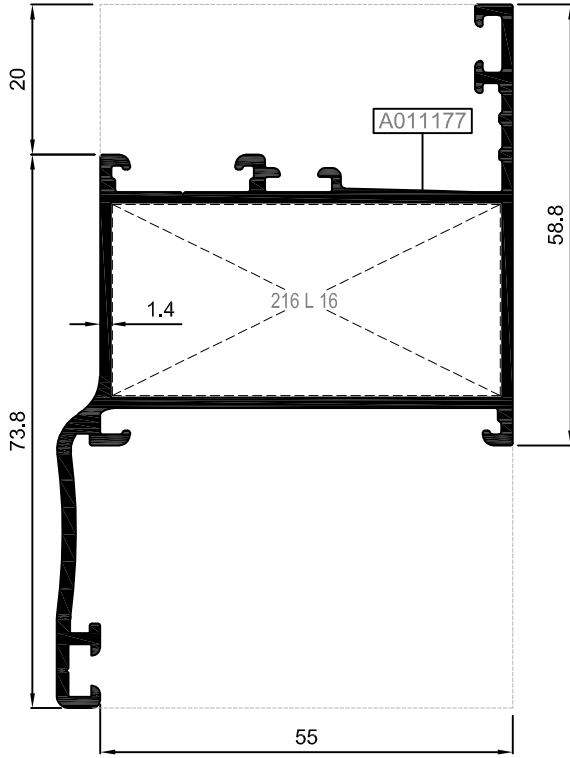


Nr		L m	KEŞİM ÖLÇÜSÜ CUTTING SIZE	AKS. KODU ACS. CODE
55 F 03	A010704	25 L 16 (A002061)	51,1 mm	148 L 16
55 F 04	A010703	25 L 26 (A010540)	50,7 mm	149 L 26
55 F 05	A010709	25 L 26 (A010540)	40,7 mm	180 L 26
55 F 14	A011849	25 L 28 (A010542)	51,1 mm	148 L 28

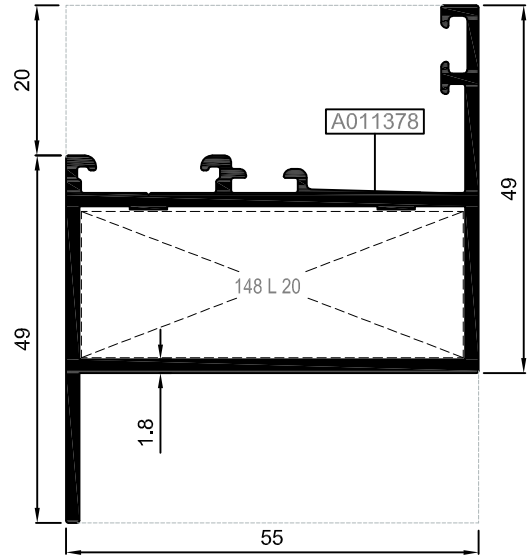
KOD/ CODE	AĞIRLIK (kg/m)/ WEIGHT	Jxx cm4	Jyy cm4	L m
55 F 11	1,172	23,482	22,086	6
55 F 13	1,096	17,598	9,019	6



55 F 11



55 F 13

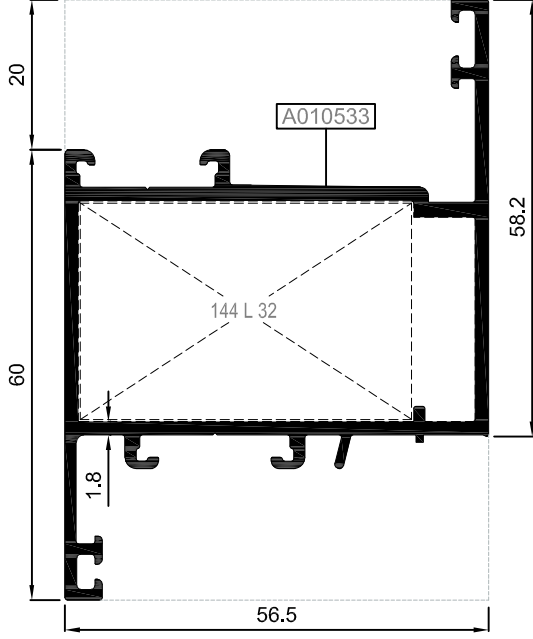


Nr		L m	KEŞİM ÖLÇÜSÜ CUTTING SIZE	AKS. KODU ACS. CODE
55 F 11	A011177	25 L 16 (A002061)	51,9 mm	216 L 16
55 F 13	A011378	25 L 20 (A002166)	51,1 mm	148 L 20

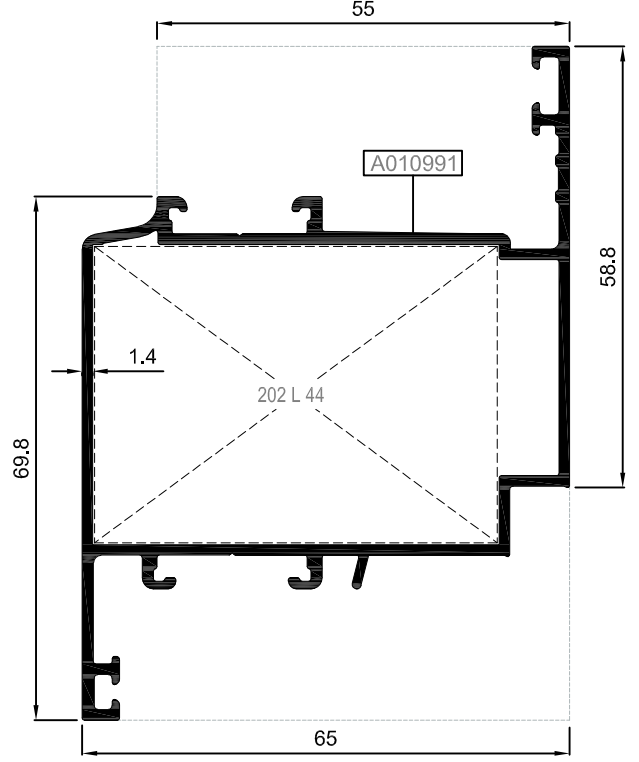
KOD/ CODE	AĞIRLIK (kg/m)/ WEIGHT	Jxx cm4	Jyy cm4	L m	
55 V 01	1,300	22,636	17,858	6	
55 V 02	1,324	26,941	11,677	6	
55 V 08	1,073	22,301	9,889	6	
55 V 09	1,225	27,968	24,809	6	

55 V 01

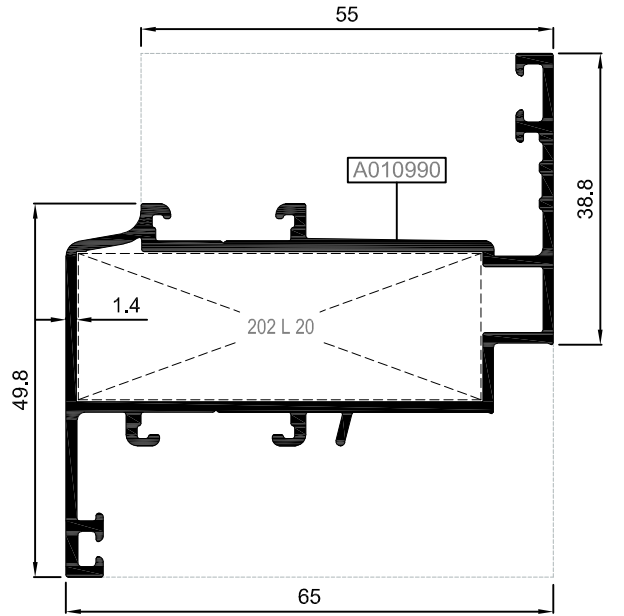
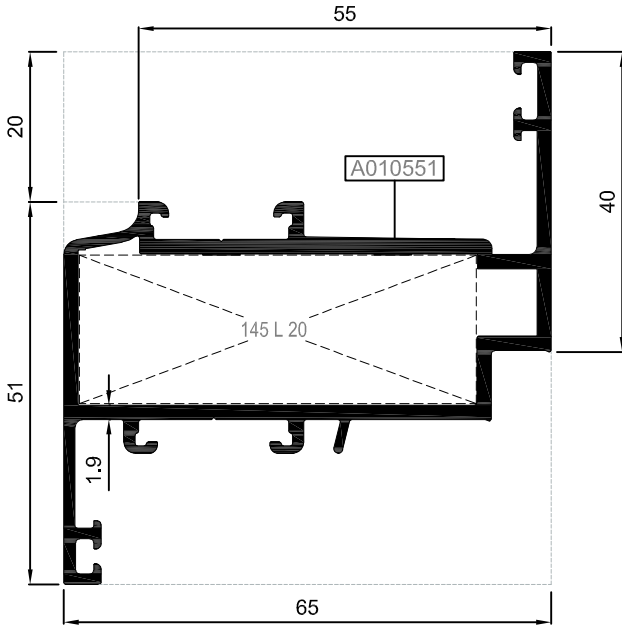
55 V 09



55 V 02



55 V 08

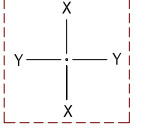


Nr		L m	KEŞİM ÖLÇÜSÜ CUTTING SIZE	AKS. KODU ACS. CODE
55 V 01	A010533	25 L 32 (A002430)	44,4 mm	144 L 32
55 V 02	A010551	25 L 20 (A002166)	52,9 mm	145 L 20
55 V 08	A010990	25 L 20 (A002166)	53,6 mm	202 L 20
55 V 09	A010991	25 L 44 (A010786)	53,6 mm	202 L 44

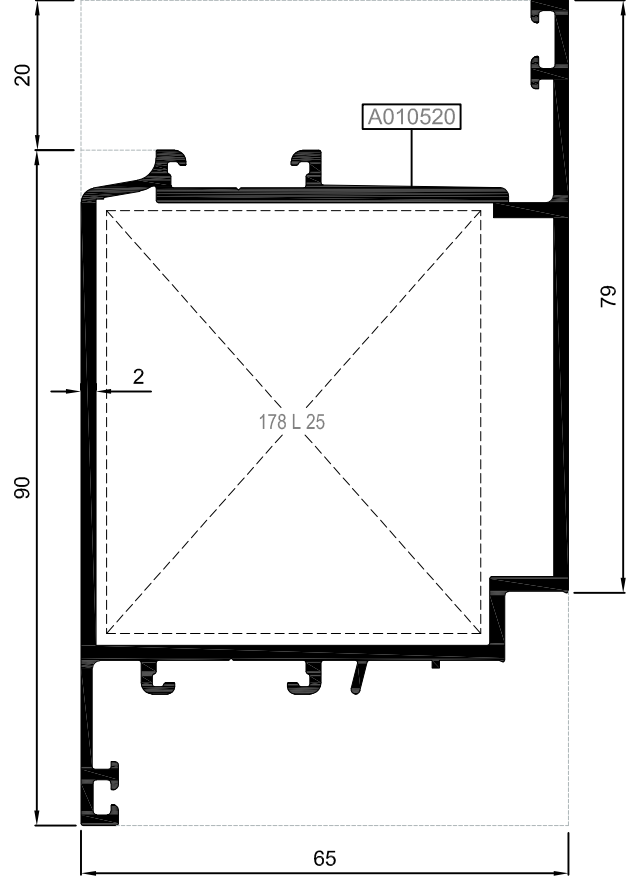
# KANAT PROFİLLERİ VENT PROFILES

# RW55

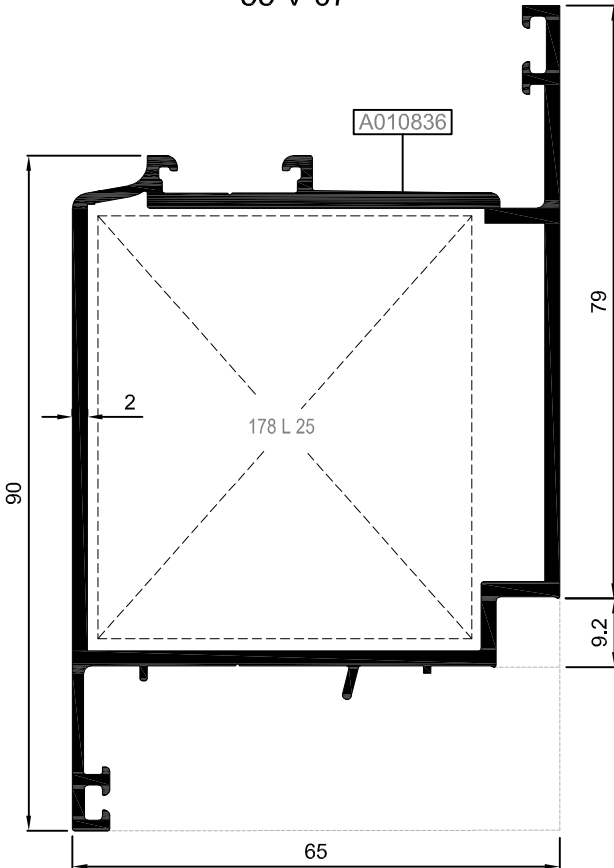
KOD/ CODE	AĞIRLIK (kg/m)/ WEIGHT	Jxx cm <sup>4</sup>	Jyy cm <sup>4</sup>	L m
55 V 03	1,795	43,256	58,977	6
55 V 07	1,741	42,780	56,443	6





55 V 03



55 V 07



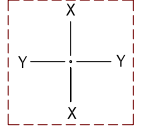
Nr	 L m	KEŞİM ÖLÇÜSÜ CUTTING SIZE	 AKS. KODU ACS. CODE
55 V 03	A010520 25 L 25 (A010539)	52,2 mm	178 L 25
55 V 07	A010836 25 L 25 (A010539)	52,2 mm	178 L 25



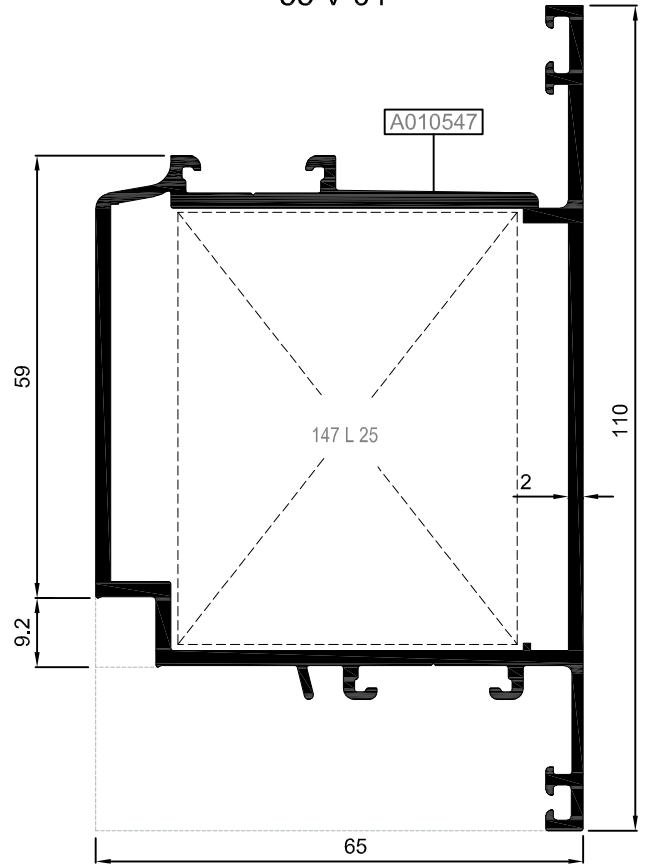
# KANAT PROFİLLERİ VENT PROFILES

# RW55

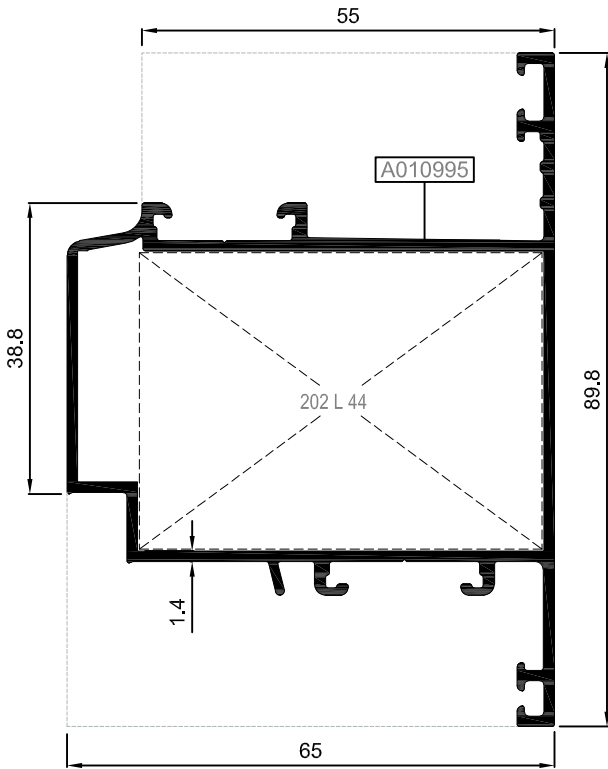
KOD/ CODE	AĞIRLIK (kg/m)/ WEIGHT	Jxx cm <sup>4</sup>	Jyy cm <sup>4</sup>	L m
55 V 04	1,794	41,284	59,097	6
55 V 10	1,216	25,536	24,658	6



55 V 04



55 V 10

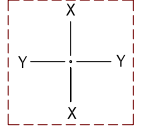


Nr		L m	KESİM ÖLÇÜSÜ	PARÇA KOD NUMARASI
55 V 04	A010547	25 L 25 (A010539)	46,7 mm	147 L 25
55 V 10	A010995	25 L 44 (A010786)	53,6 mm	202 L 44

# KANAT VE ADAPTÖR PROFİLLERİ VENT AND ADAPTER PROFILES

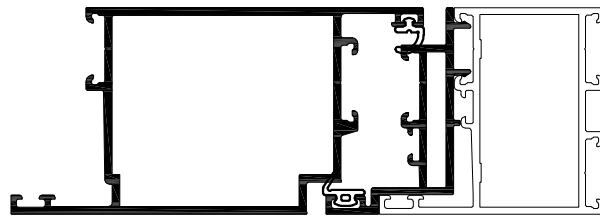
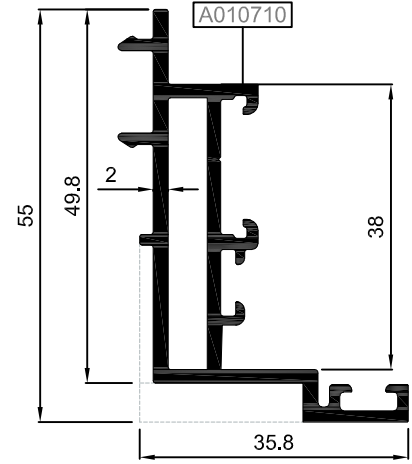
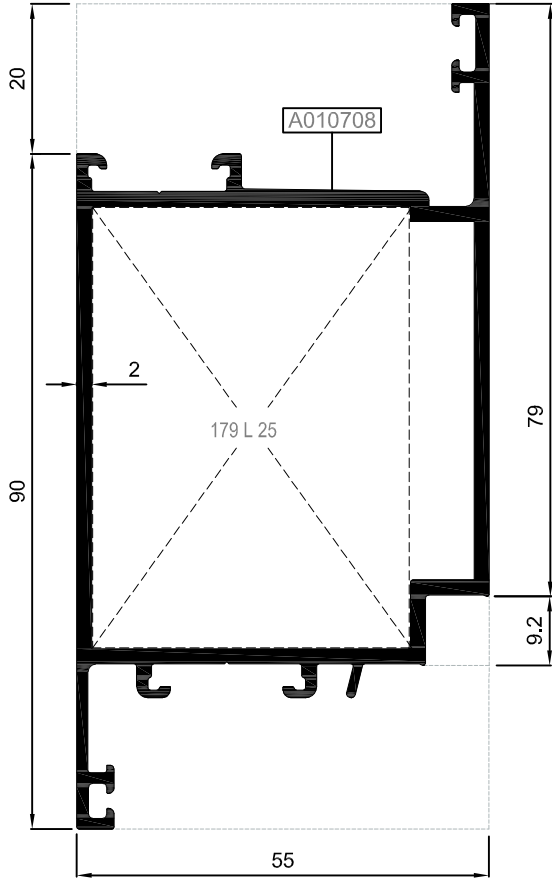
# RW55

KOD/ CODE	AĞIRLIK (kg/m) / WEIGHT	Jxx cm <sup>4</sup>	Jyy cm <sup>4</sup>	L m
55 V 05	1,694	30,235	55,446	6
55 A 06	0,826	----	----	6





55 V 05 (HEMYÜZ)

55 A 06 (HEMYÜZ)



55 V 05 55 A 06

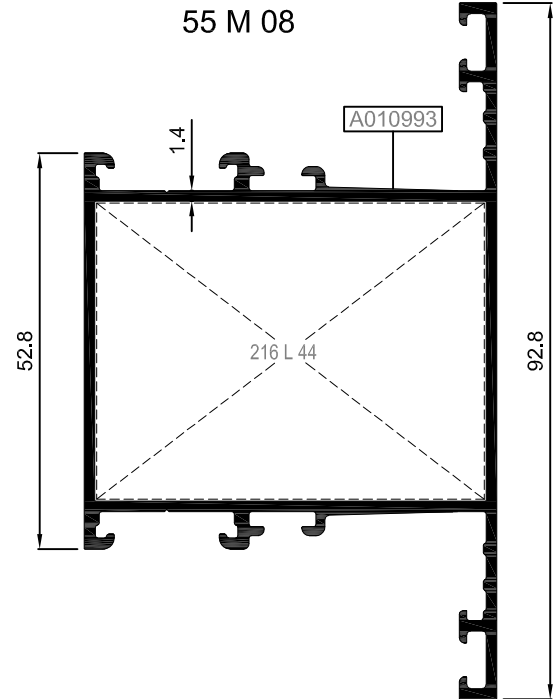
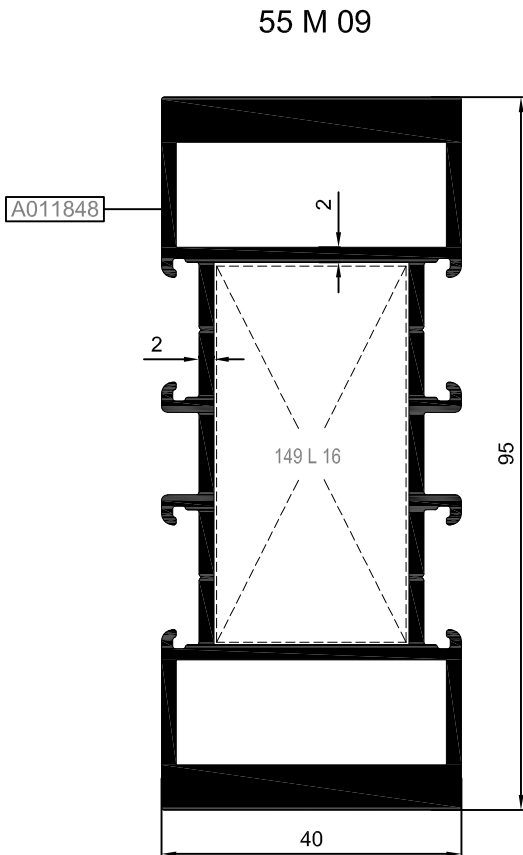
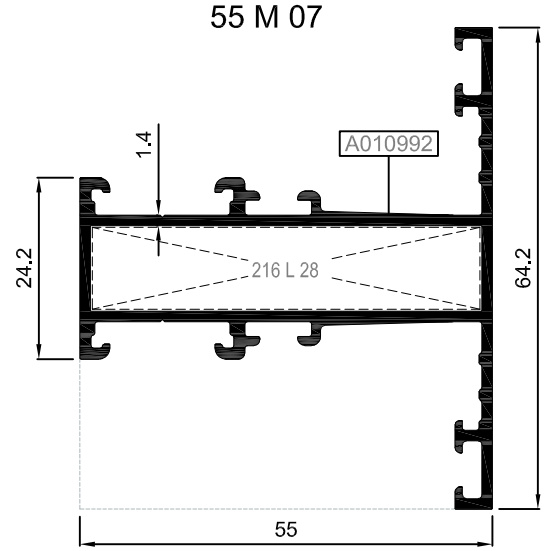
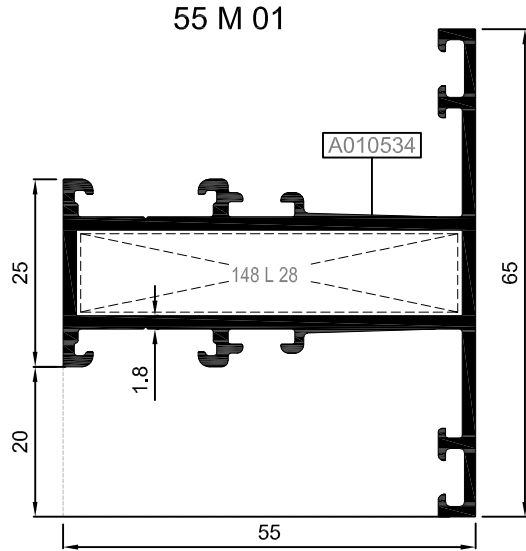
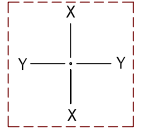
Ölçek/Scale: 1/2

Nr	 L m	KEŞİM ÖLÇÜSÜ CUTTING SIZE	 AKS. KODU ACS. CODE	
55 V 05	A010708	25 L 25 (A010539)	42,2 mm	179 L 25

# ORTA KAYIT PROFİLLERİ MULLION PROFILES

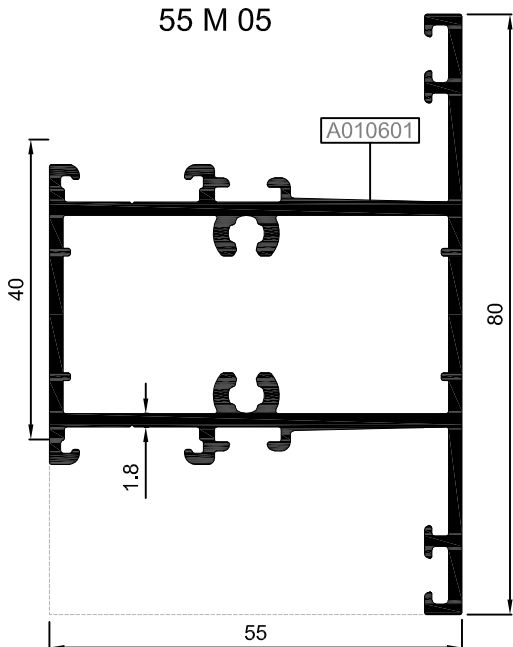
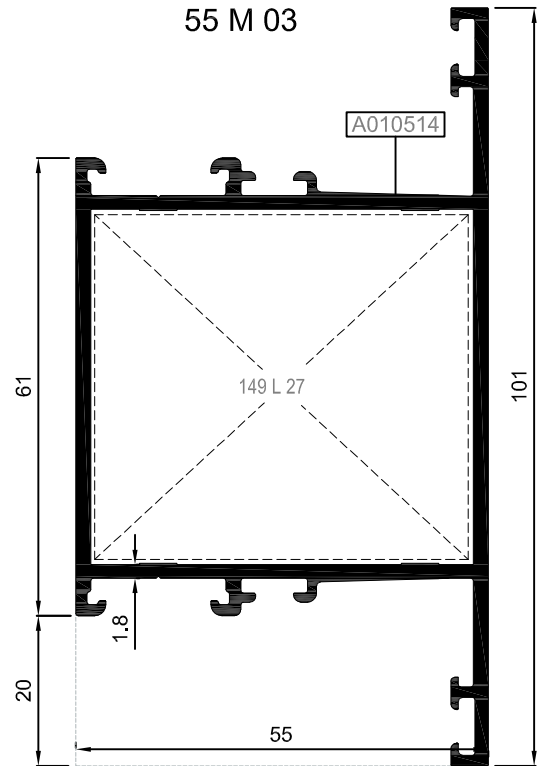
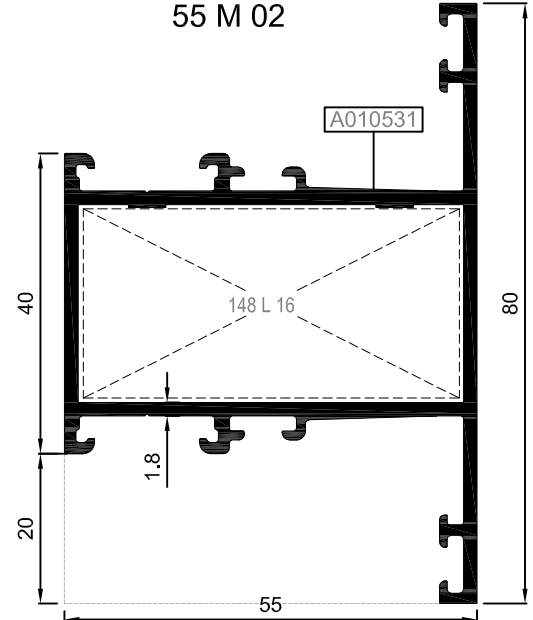
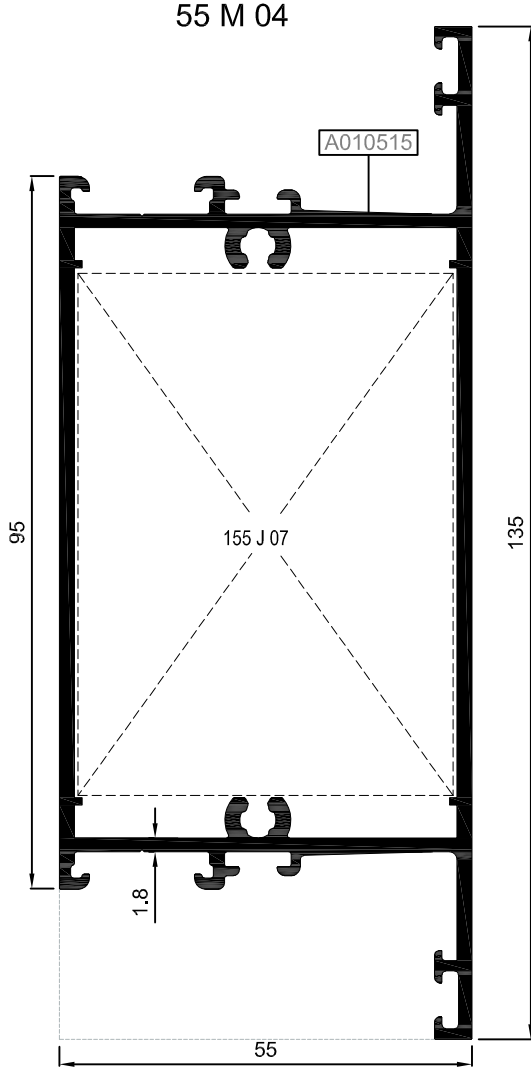
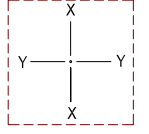
# RW55

KOD/ CODE	AĞIRLIK (kg/m) / WEIGHT	Jxx cm <sup>4</sup>	Jyy cm <sup>4</sup>	L m
55 M 01	1,163	16,229	7,332	6
55 M 07	0,980	13,943	6,566	6
55 M 08	1,197	19,890	25,844	6
55 M 09	2,745	125,091	18,463	6



Nr		L m	KEŞİM ÖLÇÜSÜ CUTTING SIZE	AKS. KODU ACS. CODE
55 M 01	A010534	25 J 07(A010652)	10,9 mm	152 J 07
55 M 07	A010992	25 J 07(A010652)	10,9 mm	152 J 07
55 M 08	A010993	25 J 07(A010652)	39,7 mm	187 J 07
55 M 09	A011848	25 J 07(A010652)	25,5 mm	135 J 07
Nr		L m	KEŞİM ÖLÇÜSÜ CUTTING SIZE	AKS. KODU ACS. CODE
55 M 01	A010534	25 L 28 (A010542)	51,1 mm	148 L 28
55 M 07	A010992	25 L 28 (A010542)	51,9 mm	216 L 28
55 M 08	A010993	25 L 44 (A010786)	51,9 mm	216 L 44
55 M 09	A011848	25 L 16 (A002061)	50,7 mm	149 L 16

KOD/ CODE	AĞIRLIK (kg/m)/ WEIGHT	Jxx cm4	Jyy cm4	L m
55 M 02	1,349	20,507	17,255	6
55 M 03	1,593	27,562	41,009	6
55 M 04	2,098	37,603	114,327	6
55 M 05	1,485	20,877	17,806	6

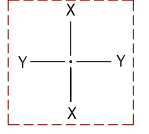


Nr		L m	KEŞİM ÖLÇÜSÜ CUTTING SIZE	AKS. KODU ACS. CODE
55 M 02	A010531	25 J 07(A010652)	25,5 mm	135 J 07
55 M 03	A010514	25 J 07(A010652)	46,5 mm	154 J 07
55 M 04	A010515	25 J 07(A010652)	70,1 mm	155 J 07
55 M 05	A010601	25 J 07(A010652)	15,1 mm	153 J 07
Nr		L m	KEŞİM ÖLÇÜSÜ CUTTING SIZE	AKS. KODU ACS. CODE
55 M 02	A010531	25 L 16 (A002061)	51,1 mm	148 L 16
55 M 03	A010514	25 L 27 (A010541)	50,7 mm	149 L 27

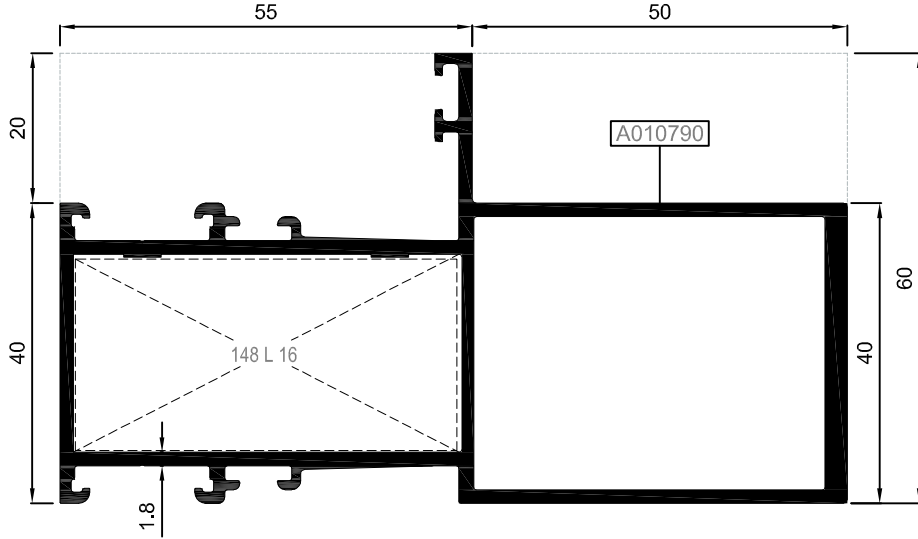
TAKVİYELİ KASA VE ORTA KAYIT PROFİLLERİ  
FRAME AND MULLION PROFILES

RW55

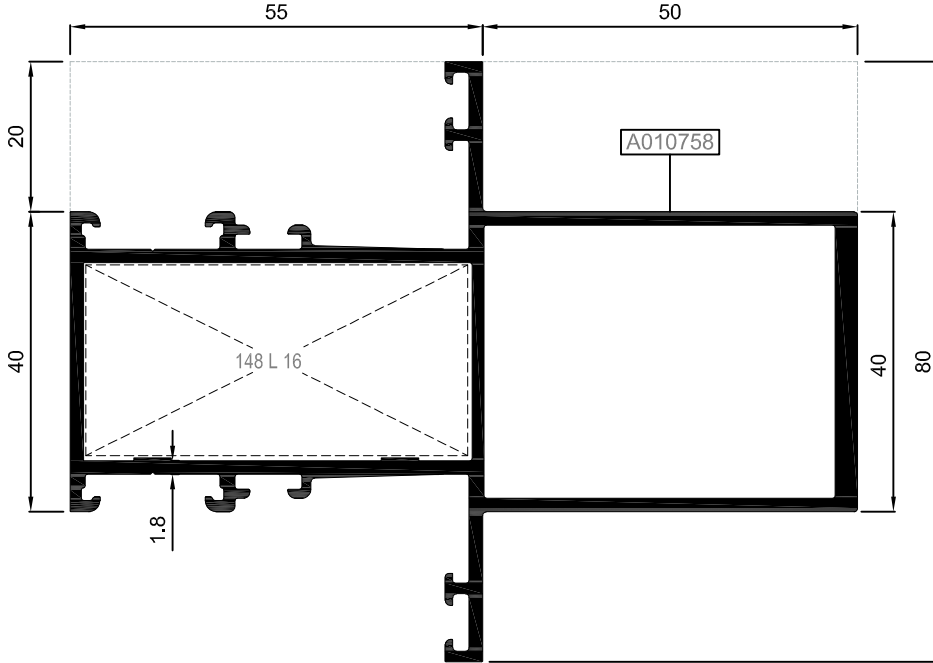
KOD/ CODE	AĞIRLIK (kg/m)/ WEIGHT	Jxx cm4	Jyy cm4	L m
55 F 06	1,961	86,050	19,744	6
55 M 06	2,095	86,060	25,054	6







55 F 06



55 M 06

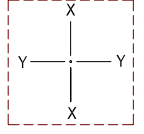


Nr		 L m	KESİM ÖLÇÜSÜ CUTTING SIZE	 AKS. KODU ACS. CODE
55 F 06	A010790	25 L 16 (A002061)	51,1 mm	148 L 16
55 M 06	A010758	25 L 16 (A002061)	51,1 mm	148 L 16
Nr		 L m	KESİM ÖLÇÜSÜ CUTTING SIZE	 AKS. KODU ACS. CODE
55 M 06	A010758	25 J 07(A010652)	25,5 mm	135 J 07

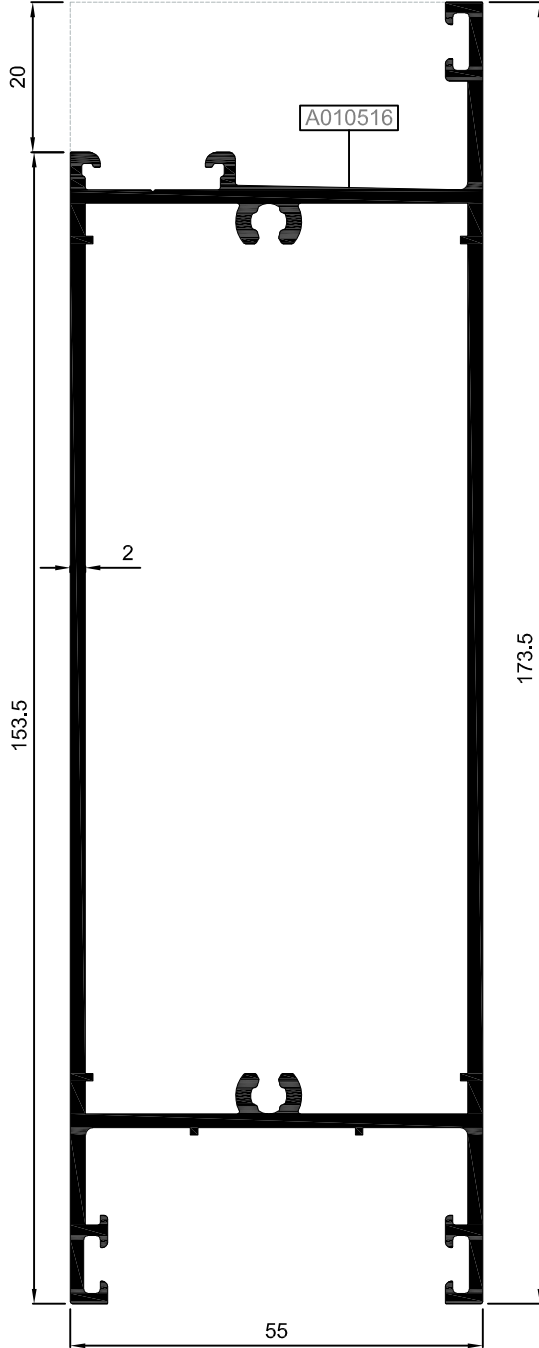
ETEK PROFİLLERİ  
KICK PLATE PROFILES

RW55

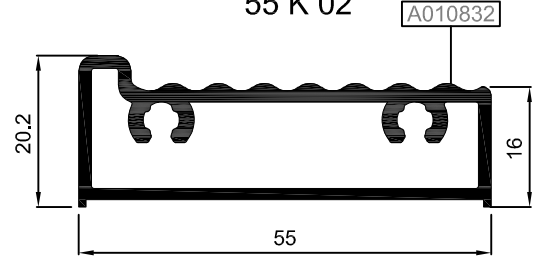
KOD/ CODE	AĞIRLIK (kg/m)/ WEIGHT	Jxx cm <sup>4</sup>	Jyy cm <sup>4</sup>	L m
55 K 01	2,576	52,197	269,51	6
55 K 03	1,702	9,804	1,050	6
55 K 02	0,795	31,989	103,10	6



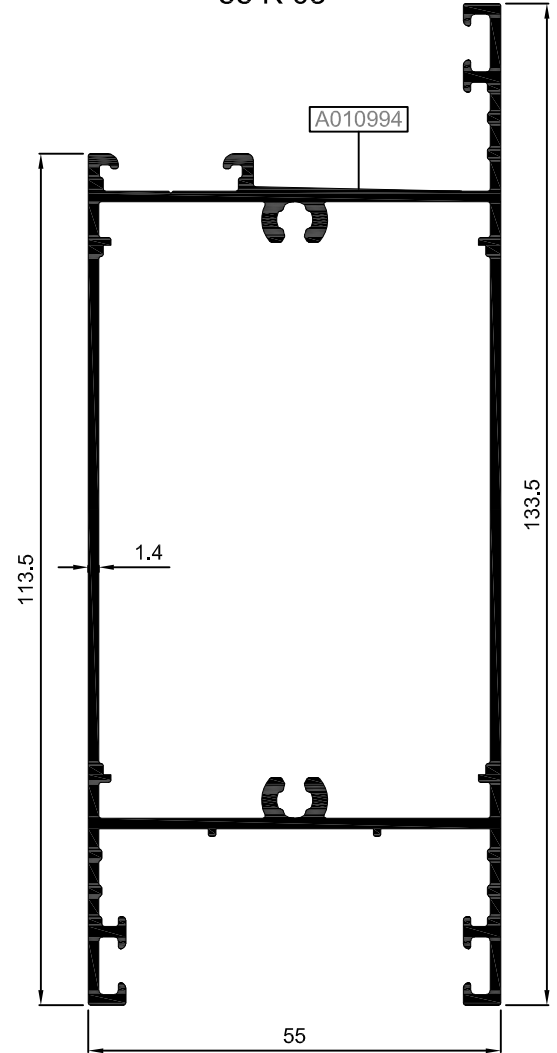
55 K 01



55 K 02



55 K 03

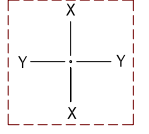


Nr		L m	KESİM ÖLÇÜSÜ CUTTING SIZE	AKS.KODU ACS. CODE
55 K 01	A010516	25 J 07(A010652)	110,1 mm	156 J 07
55 K 03	A010994	25 J 07(A010652)	70,1 mm	155 J 07

# ETEK PROFİLLERİ KICK PLATE PROFILES

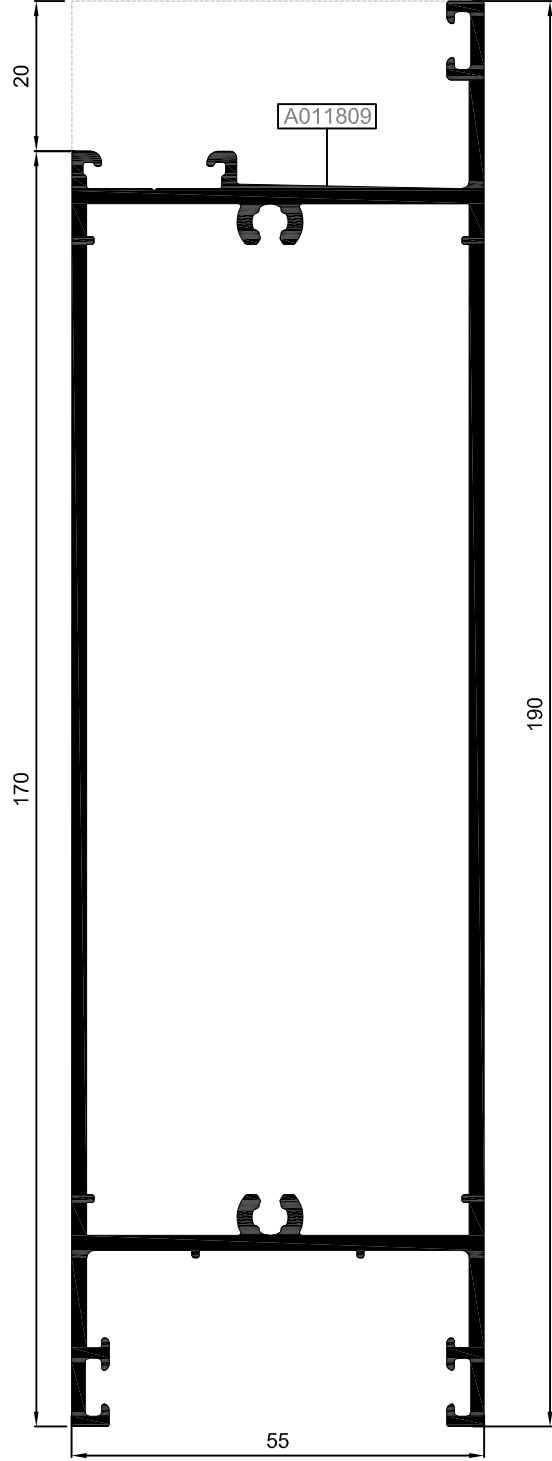

# RW55

KOD/ CODE	AĞIRLIK (kg/m) / WEIGHT	Jxx cm4	Jyy cm4	L m
55 K 04	2,707	363,114	53,457	6
55 K 05	2,810	361,009	57,279	6



55 K 04

55 K 05

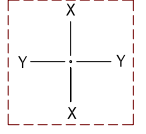


Nr		L m	KESİM ÖLÇÜSÜ CUTTING SIZE	AKS.KODU ACS. CODE
55 K 04	A011808	25 J 07(A010652)	144,8 mm	338 J 07
55 K 05	A011809	25 J 07(A010652)	126,3 mm	339 J 07

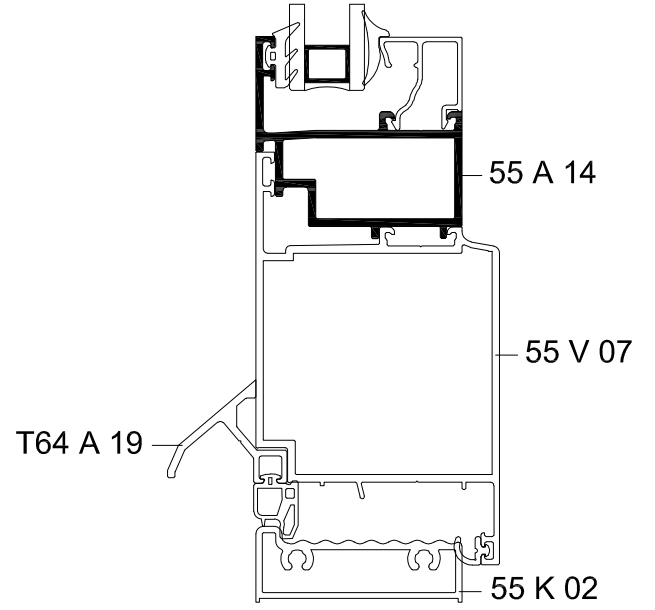
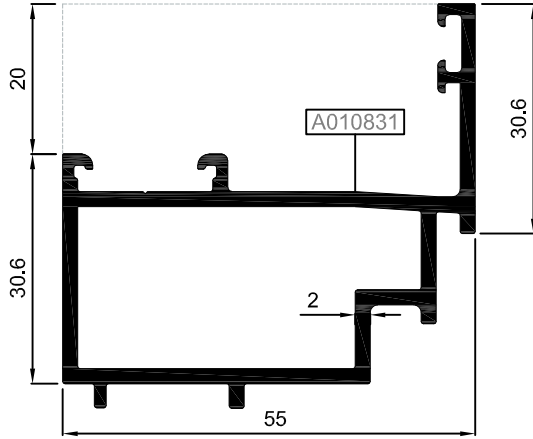
# ADAPTÖR PROFİLLERİ ADAPTER PROFILES

# RW55

KOD/ CODE	AĞIRLIK (kg/m)/ WEIGHT	Jxx cm4	Jyy cm4	L m
55 A 08	1,136	----	----	6
55 A 14	1,098	----	----	6

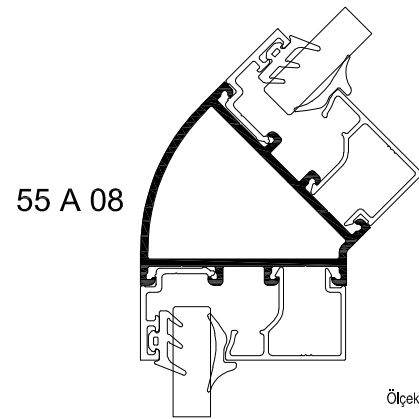
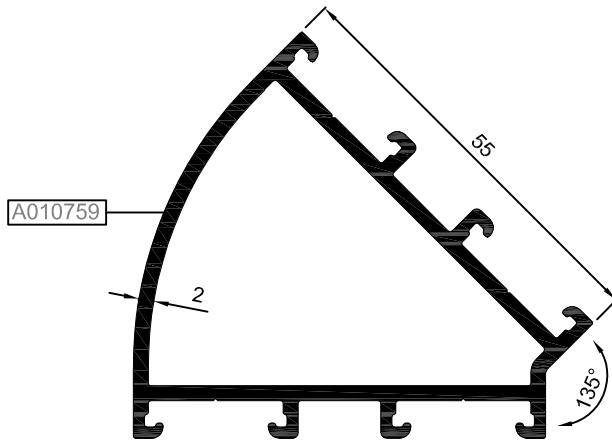


55 A 14



Ölçek/Scale: ½

55 A 08



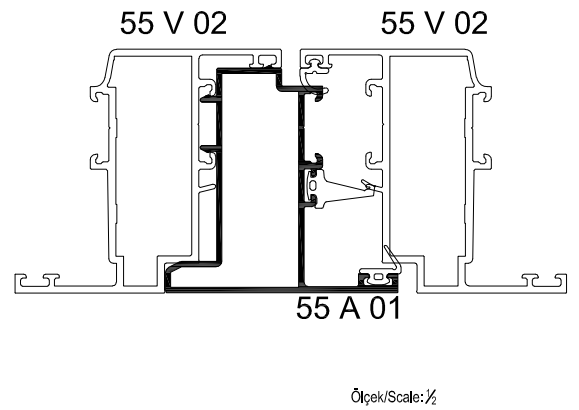
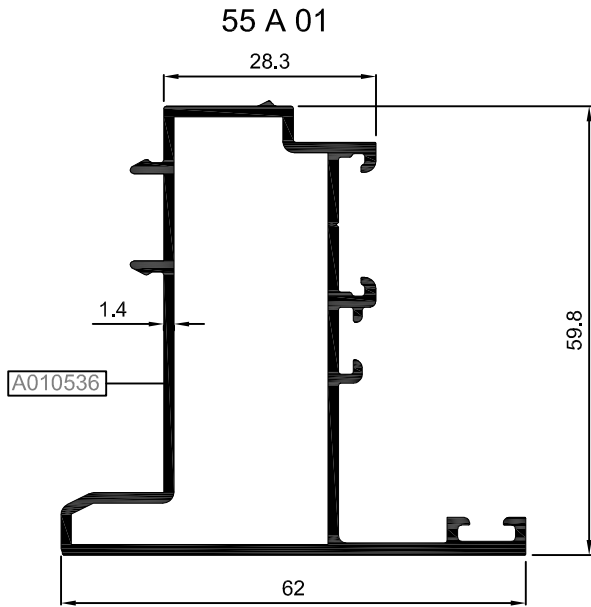
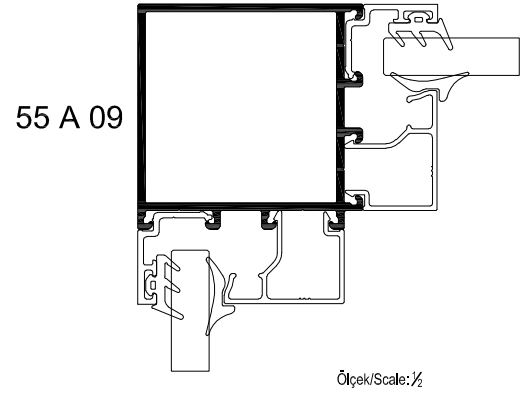
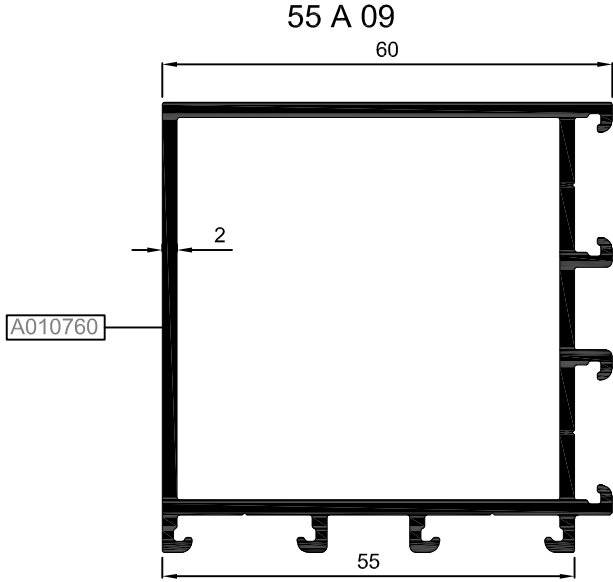
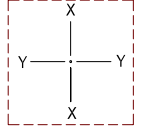
Ölçek/Scale: ½



# ADAPTÖR PROFİLLERİ ADAPTER PROFILES

# RW55

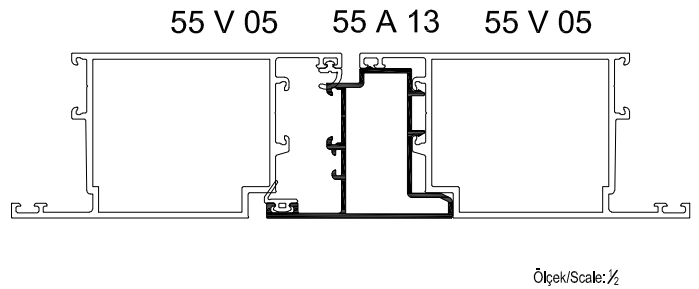
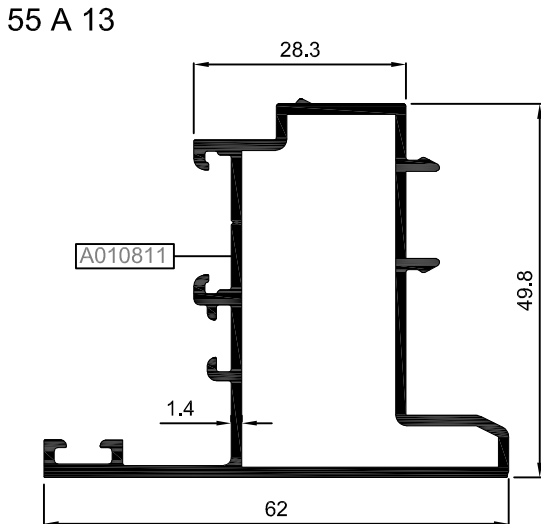
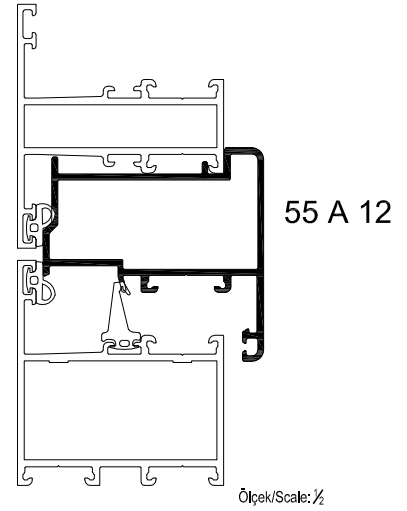
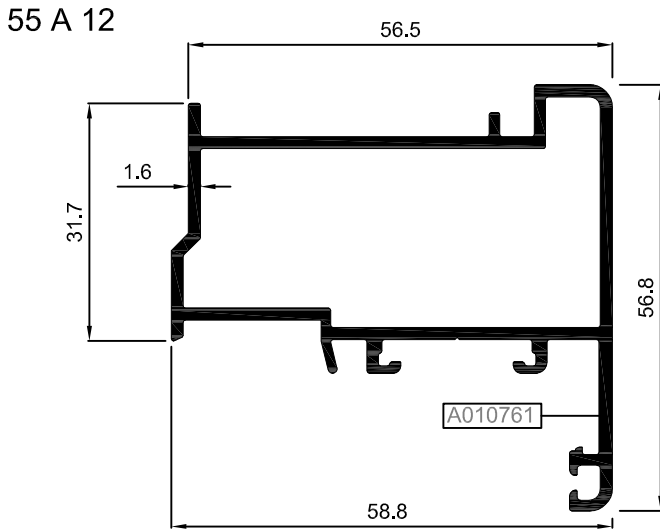
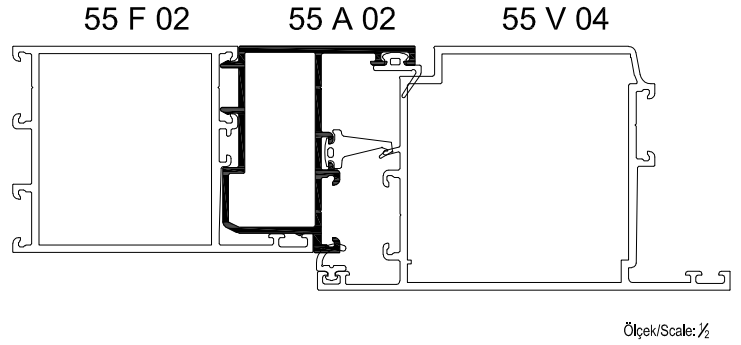
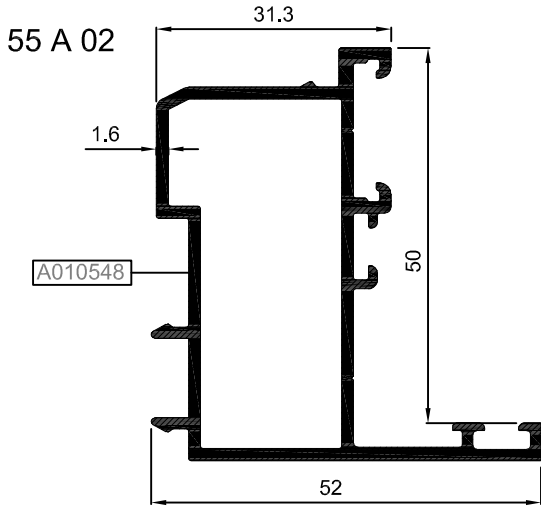
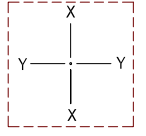
KOD/ CODE	AĞIRLIK (kg/m) / WEIGHT	Jxx cm <sup>4</sup>	Jyy cm <sup>4</sup>	L m
55 A 09	1,412	----	----	6
55 A 01	0,978	----	----	6



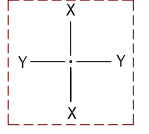
# ADAPTÖR PROFİLLERİ ADAPTER PROFILES

# RW55

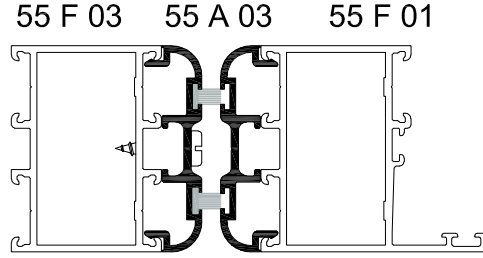
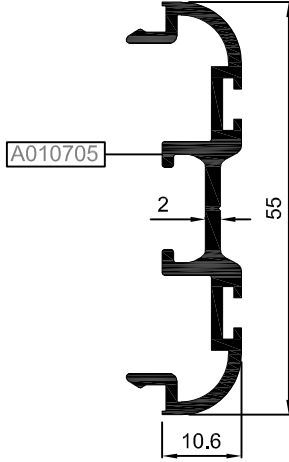
KOD/ CODE	AĞIRLIK (kg/m) / WEIGHT	Jxx cm4	Jyy cm4	L m
55 A 02	0,936	----	----	6
55 A 12	1,025	----	----	6
55 A 13	0,897	----	----	6



KOD/ CODE	AĞIRLIK (kg/m)/ WEIGHT	Jxx cm <sup>4</sup>	Jyy cm <sup>4</sup>	L m
55 A 03	0,556	----	----	6
55 A 15	0,463	----	----	6
55 A 05	0,522	----	----	6

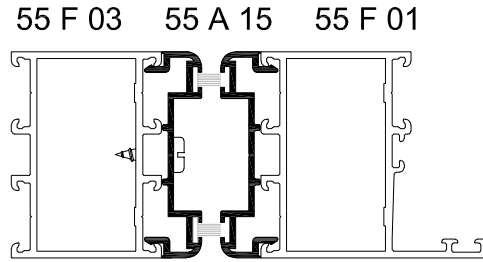
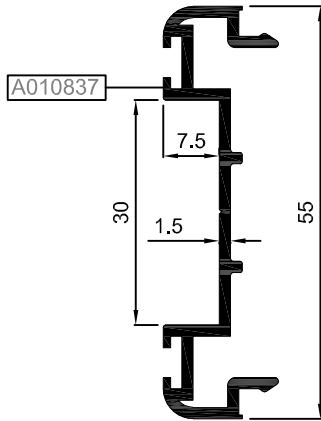


55 A 03



Ölçek/Scale: 1/2

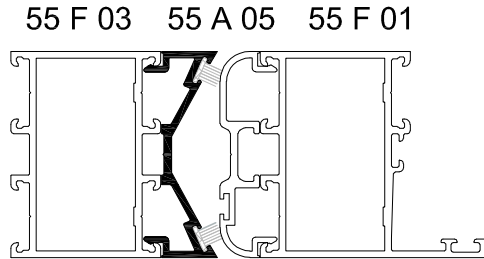
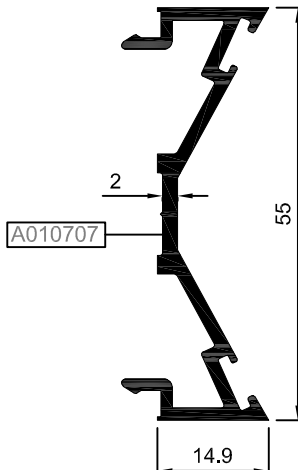
55 A 15



Ölçek/Scale: 1/2

\*\*Kilit takılabilen detay  
Detail for installing lock

55 A 05



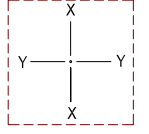
Ölçek/Scale: 1/2

\*\* Gömme pompa takılabilen detay  
Detail for concealed door closer

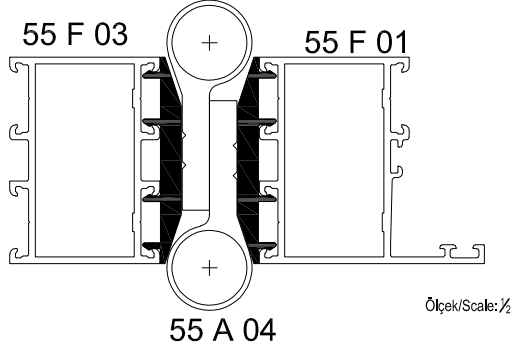
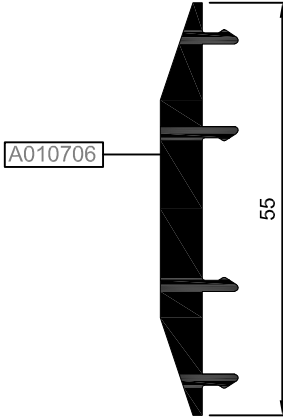
# ADAPTÖR VE TİJ PROFİLLERİ ADAPTER AND SLIDING ROD PROFILES

# RW55

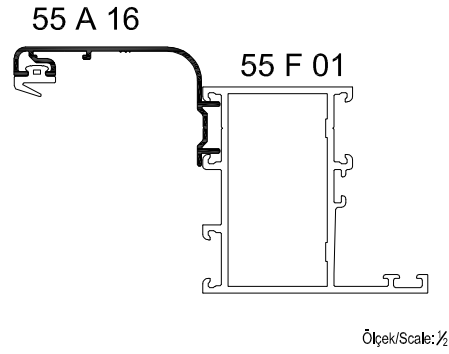
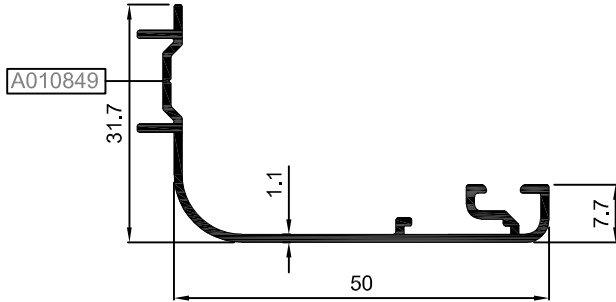
KOD/ CODE	AĞIRLIK (kg/m)/ WEIGHT	Jxx cm4	Jyy cm4	L m
55 A 04	0,750	----	----	6
55 A 16	0,335	----	----	6
25 P 01	0,185	----	----	6
T55 A 13	0,220	----	----	6
25 I 07	0,143	----	----	6
25 I 04	0,153	----	----	6



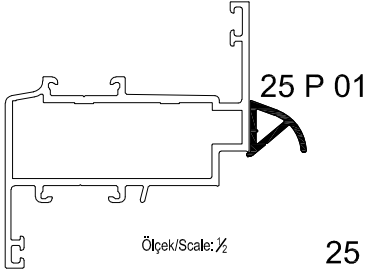
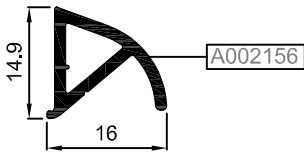
## 55 A 04



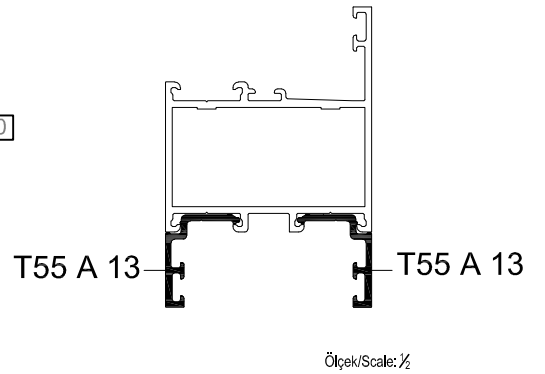
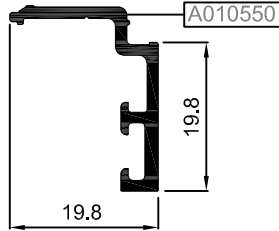
## 55 A 16



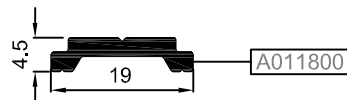
## 25 P 01



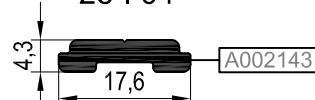
## T55 A 13



## 25 I 07\*



## 25 I 04

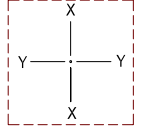


\*\*\*Giesse kol ve kilitleme aksesuarları sadece 25 I 07 tij profili ile kullanılmalıdır.  
Giesse handle and locking accessories should be used with only 25 I 07 rod profile

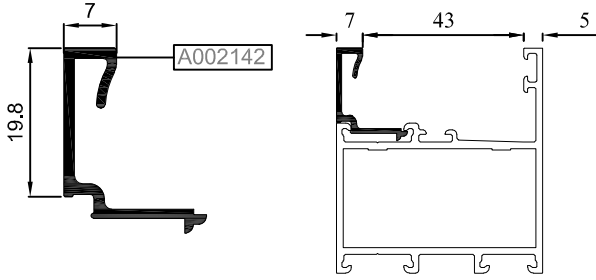
# CAM ÇITA PROFİLLERİ GLAZING BEAD PROFILES

# RW55

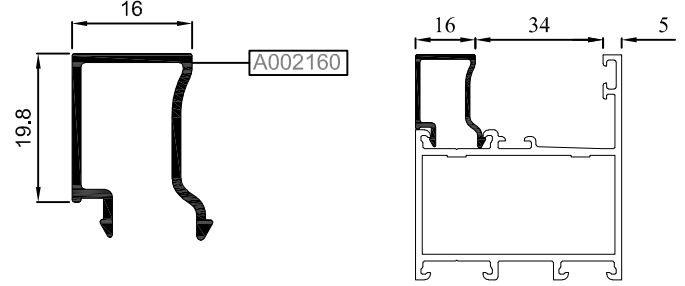
KOD/ CODE	AĞIRLIK (kg/m)/ WEIGHT	L m	KOD/ CODE	AĞIRLIK (kg/m)/ WEIGHT	L m
25 G 21	0,196	6	25 G 09	0,229	6
25 G 37	0,206	6	25 G 12	0,270	6
25 G 11	0,224	6	25 G 13	0,278	6
25 G 10	0,225	6	25 G 14	0,280	6



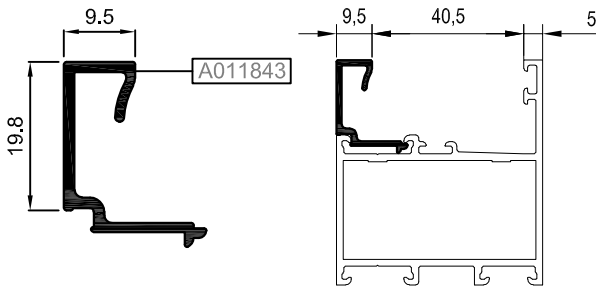
25 G 21



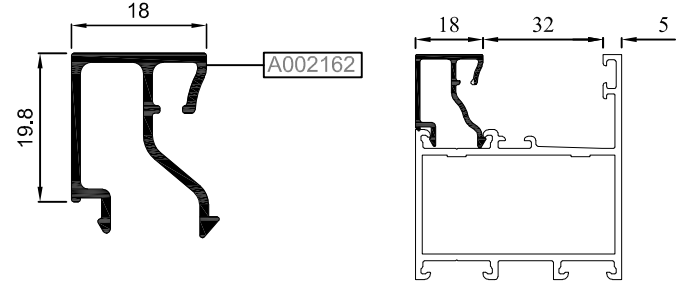
25 G 09



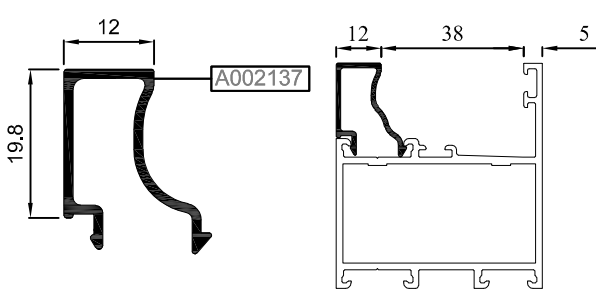
25 G 37



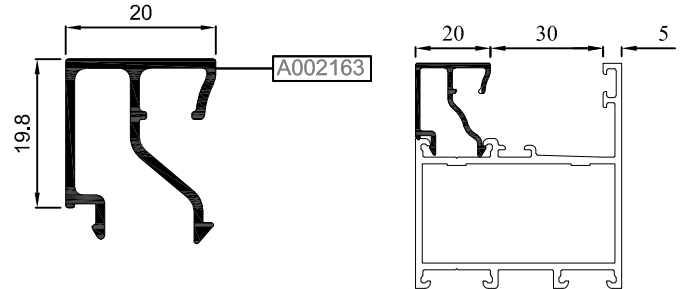
25 G 12



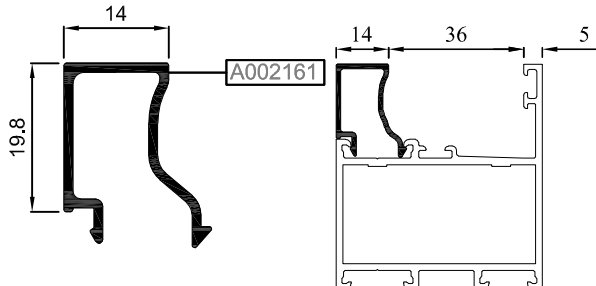
25 G 11



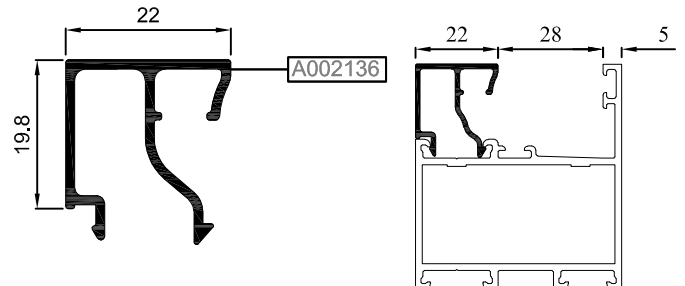
25 G 13



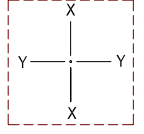
25 G 10



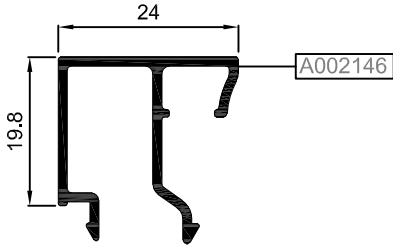
25 G 14



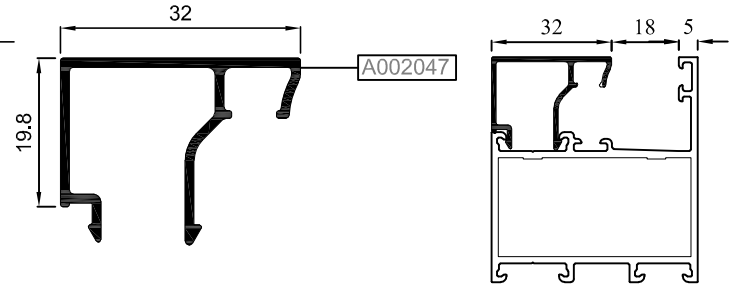
KOD/ CODE	AĞIRLIK (kg/m)/ WEIGHT	L m	KOD/ CODE	AĞIRLIK (kg/m)/ WEIGHT	L m
25 G 15	0,282	6	25 G 08	0,309	6
25 G 16	0,287	6	25 G 19	0,317	6
25 G 17	0,292	6	25 G 20	0,327	6
25 G 18	0,300	6			



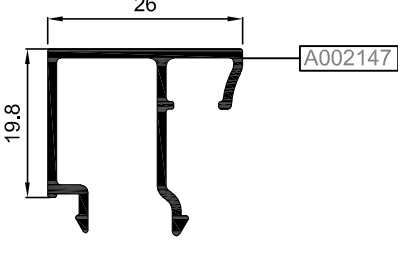
25 G 15



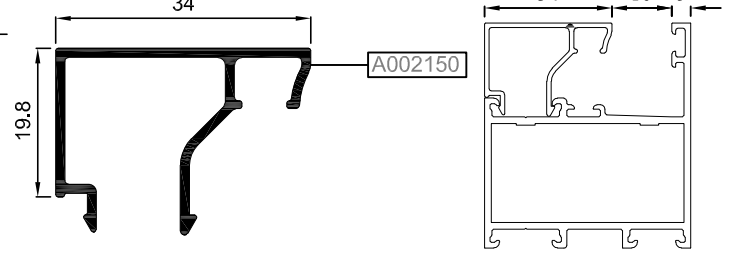
25 G 08



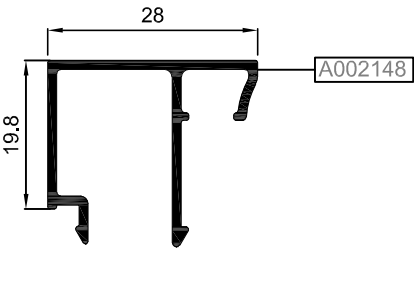
25 G 16



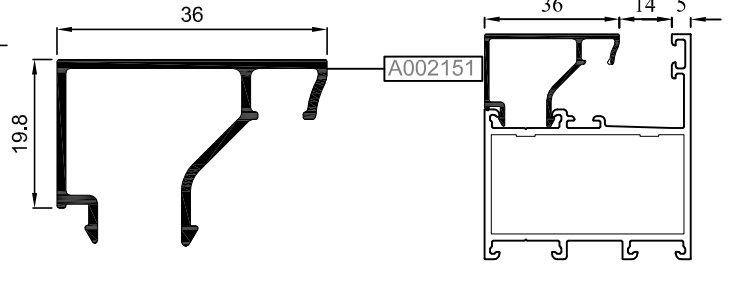
25 G 19



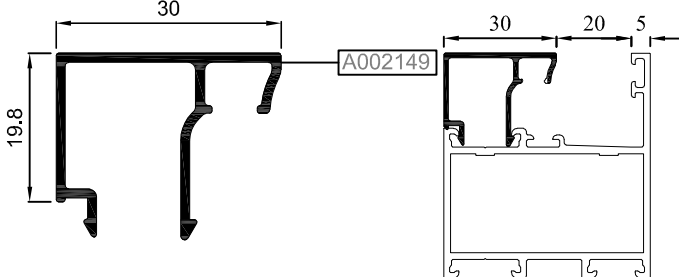
25 G 17



25 G 20

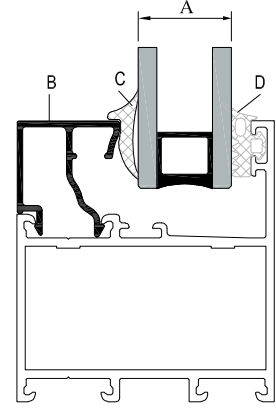


25 G 18





B, CAM ÇİTASI GLAZING BEAD	C, İÇ CAM FİTİLİ GLASS GASKET (IN)	A, CAM KALINLIĞI GLASS THICKNESS	D, DIŞ CAM FİTİLİ GLASS GASKET (OUT)
25 G 20	01.17.05	5 mm	01.11.15
25 G 20	01.17.04	6 mm	01.11.15
25 G 20	01.17.03	7 mm	01.11.15
25 G 19	01.17.04	8 mm	01.11.15
25 G 19	01.17.03	9 mm	01.11.15
25 G 08	01.17.04	10 mm	01.11.15
25 G 08	01.17.03	11 mm	01.11.15
25 G 18	01.17.04	12 mm	01.11.15
25 G 18	01.17.03	13 mm	01.11.15
25 G 17	01.17.04	14 mm	01.11.15
25 G 17	01.17.03	15 mm	01.11.15
25 G 16	01.17.04	16 mm	01.11.15
25 G 16	01.17.03	17 mm	01.11.15
25 G 15	01.17.04	18 mm	01.11.15
25 G 15	01.17.03	19 mm	01.11.15
25 G 14	01.17.04	20 mm	01.11.15
25 G 14	01.17.03	21 mm	01.11.15
25 G 13	01.17.04	22 mm	01.11.15
25 G 13	01.17.03	23 mm	01.11.15
25 G 12	01.17.04	24 mm	01.11.15
25 G 12	01.17.03	25 mm	01.11.15
25 G 09	01.17.04	26 mm	01.11.15
25 G 09	01.17.03	27 mm	01.11.15
25 G 10	01.17.04	28 mm	01.11.15
25 G 10	01.17.03	29 mm	01.11.15
25 G 11	01.17.04	30 mm	01.11.15
25 G 11	01.17.03	31 mm	01.11.15
25 G 37	01.17.05	32 mm	01.11.15
25 G 37	01.17.04	33 mm	01.11.15
25 G 21	01.17.05	34 mm	01.11.15
25 G 21	01.17.04	35 mm	01.11.15
25 G 21	01.17.03	36 mm	01.11.15



# KÖŞE TAKOZLARI VE ORTA KAYIT BAĞLANTI PROFİLLERİ CORNER CLEATS AND MULLION CONNECTION PROFILES

# RW55

PROFİL KODU (PROFILE CODE)	25 L 16	25 L 20	25 L 25	25 L 26
FABRİKA KODU (FACTORY CODE)	A002061	A002166	A010539	A010540
AĞIRLIK (WEIGHT)	3,554 kg/m	6,233 kg/m	8,394 kg/m	4,870 kg/m
ÇİZİM (DRAWING)				

PROFİL KODU (PROFILE CODE)	25 L 27	25 L 28	25 L 32	25 L 44
FABRİKA KODU (FACTORY CODE)	A010541	A010542	A002430	A010786
AĞIRLIK (WEIGHT)	13,237 kg/m	3,689 kg/m	3,702 kg/m	6,652 kg/m
ÇİZİM (DRAWING)				

PROFİL KODU (PROFILE CODE)	25 J 07
FABRİKA KODU (FACTORY CODE)	A010652
AĞIRLIK (WEIGHT)	1,217 kg/m
ÇİZİM (DRAWING)	

KÖŞE TAKOZLARI (CORNER CLEAT)				
Nr		L m	KEŞİM ÖLÇÜSÜ CUTTING SIZE	AKS. KODU ACS. CODE
55 F 01	A010532	25 L 16 (A002061)	51,1 mm	148 L 16
55 F 02	A010535	25 L 26 (A010540)	50,7 mm	149 L 26
55 F 03	A010704	25 L 16 (A002061)	51,1 mm	148 L 16
55 F 04	A010703	25 L 26 (A010540)	50,7 mm	149 L 26
55 F 05	A010709	25 L 26 (A010540)	40,7 mm	180 L 26
55 F 06	A010790	25 L 16 (A002061)	51,1 mm	148 L 16
55 F 08	A010988	25 L 16 (A002061)	51,9 mm	216 L 16
55 F 09	A010989	25 L 26 (A010540)	51,9 mm	216 L 26
55 F 11	A011177	25 L 16 (A002061)	51,9 mm	216 L 16
55 F 13	A011378	25 L 20 (A002166)	51,1 mm	148 L 20
55 F 14	A011849	25 L 28 (A010542)	51,1 mm	148 L 28
55 V 01	A010533	25 L 32 (A002430)	44,4 mm	144 L 32
55 V 02	A010551	25 L 20 (A002166)	52,9 mm	145 L 20
55 V 03	A010520	25 L 25 (A010539)	52,2 mm	178 L 25
55 V 04	A010547	25 L 25 (A010539)	46,7 mm	147 L 25
55 V 05	A010708	25 L 25 (A010539)	42,2 mm	179 L 25
55 V 07	A010836	25 L 25 (A010539)	52,2 mm	178 L 25
55 V 08	A010990	25 L 20 (A002166)	53,6 mm	202 L 20
55 V 09	A010991	25 L 44 (A010786)	53,6 mm	202 L 44
55 V 10	A010995	25 L 44 (A010786)	53,6 mm	202 L 44
55 M 01	A010534	25 L 28 (A010542)	51,1 mm	148 L 28
55 M 02	A010531	25 L 16 (A002061)	51,1 mm	148 L 16
55 M 03	A010514	25 L 27 (A010541)	50,7 mm	149 L 27
55 M 06	A010758	25 L 16 (A002061)	51,1 mm	148 L 16
55 M 07	A010992	25 L 28 (A010542)	51,9 mm	216 L 28
55 M 08	A010993	25 L 44 (A010786)	51,9 mm	216 L 44
55 M 09	A011848	25 L 16 (A002061)	50,7 mm	149 L 16

ORTA KAYIT BAĞLANTI (MULLION CONNECTION PIECE)				
Nr		L m	KEŞİM ÖLÇÜSÜ CUTTING SIZE	AKS. KODU ACS. CODE
55 M 01	A010534	25 J 07 (A010652)	10,9 mm	152 J 07
55 M 02	A010531	25 J 07 (A010652)	25,5 mm	135 J 07
55 M 03	A010514	25 J 07 (A010652)	46,5 mm	154 J 07
55 M 04	A010515	25 J 07 (A010652)	70,1 mm	155 J 07
55 M 05	A010601	25 J 07 (A010652)	15,1 mm	153 J 07
55 M 06	A010758	25 J 07 (A010652)	25,5 mm	135 J 07
55 M 07	A010992	25 J 07 (A010652)	10,9 mm	152 J 07
55 M 08	A010993	25 J 07 (A010652)	39,7 mm	187 J 07
55 M 09	A011848	25 J 07 (A010652)	25,5 mm	135 J 07
55 K 01	A010516	25 J 07 (A010652)	110,1 mm	156 J 07
55 K 03	A010994	25 J 07 (A010652)	70,1 mm	155 J 07
55 K 04	A011808	25 J 07 (A010652)	144,8 mm	338 J 07
55 K 05	A011809	25 J 07 (A010652)	126,3 mm	339 J 07



## STOKTA BULUNAN SİSTEM PROFİLLERİNİN LİSTESİ (LIST OF SYSTEM PROFILES IN STOCK)

Nr		MIN. SİPARİŞ MİKTARI MIN. ORDER QUANTITY
55 F 01	A010532	75 kg
55 F 02	A010535	75 kg
55 F 08	A010988	75 kg
55 F 09	A010989	75 kg
55 V 02	A010551	75 kg
55 V 03	A010520	75 kg
55 V 04	A010547	75 kg
55 V 08	A010990	75 kg
55 V 09	A010991	75 kg
55 M 01	A010534	75 kg
55 M 02	A010531	75 kg
55 M 03	A010514	75 kg
55 M 04	A010515	75 kg
55 M 05	A010601	75 kg
55 M 07	A010992	75 kg
55 M 08	A010993	75 kg
55 K 01	A010516	75 kg
55 K 03	A010994	75 kg
55 A 01	A010536	75 kg
55 A 03	A010705	75 kg
55 A 04	A010706	75 kg
55 A 09	A010760	75 kg

\* STOKTA BULUNMAYAN TÜM PROFİLLER İÇİN MİNİMUM SİPARİŞ MİKTARI 300 KG'DİR.  
MINIMUM ORDER QUANTITY FOR ALL THE PROFILES THAT ARE NOT IN STOCK IS 300 KG.

# MİMARİ KATALOG

## ARCHITECTURAL CATALOGUE

Alüminyum Kapı Pencere ve Giydirme Cephe Sistemleri  
Aluminium Window Doors and Facade Systems



Rescara Sistem Detayları  
Rescara System Details

# RW55

DETAYLAR

DETAILS

01

02

03

04

05

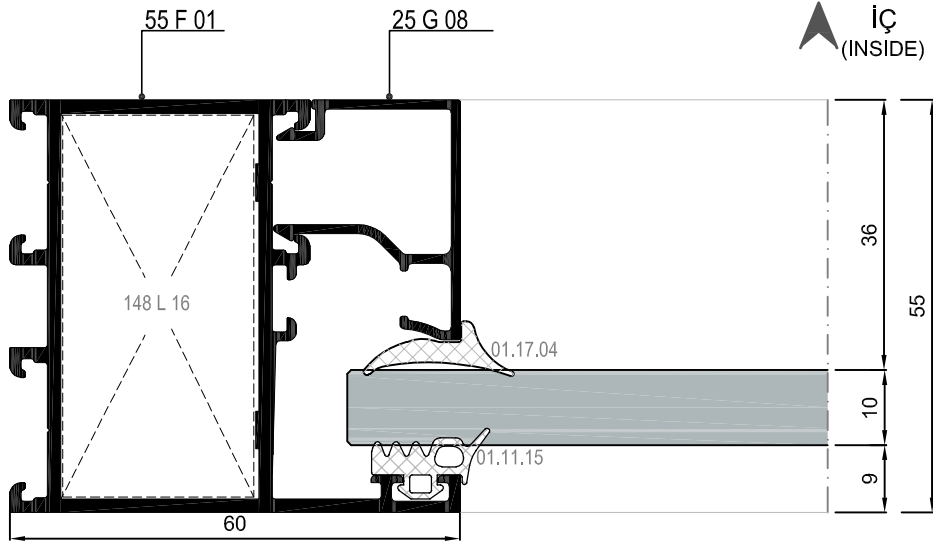
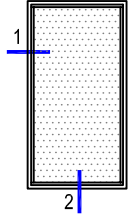
06

07

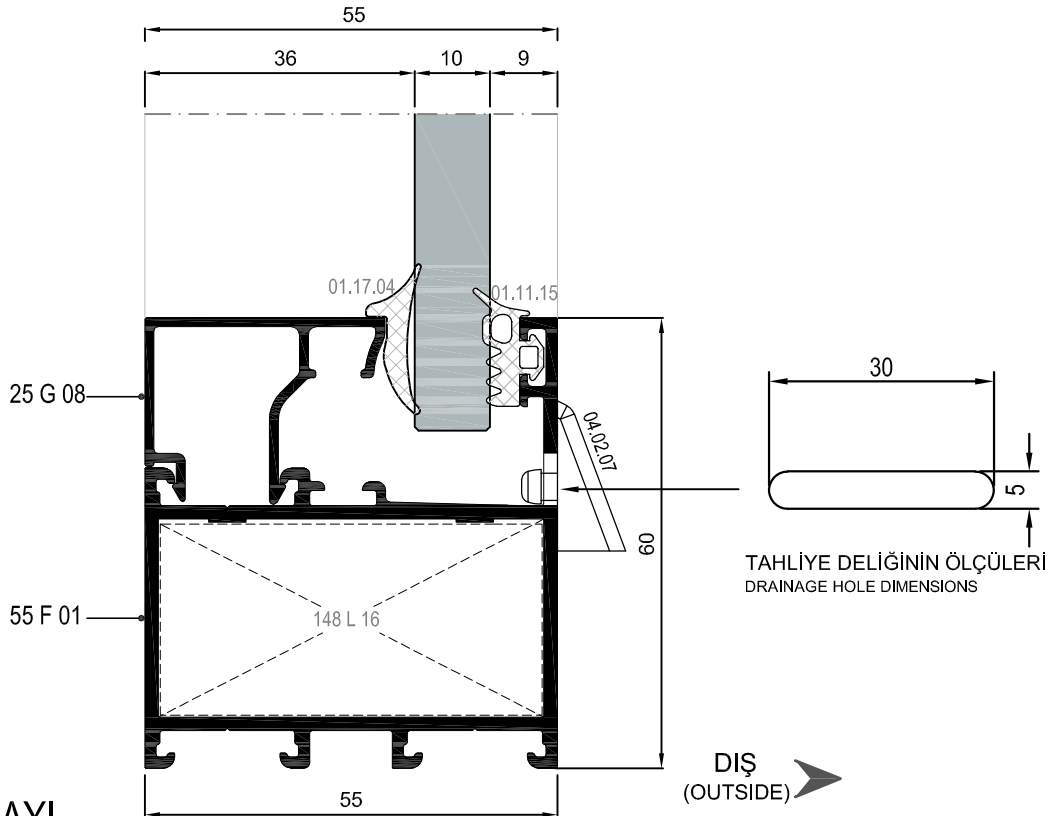
08

09

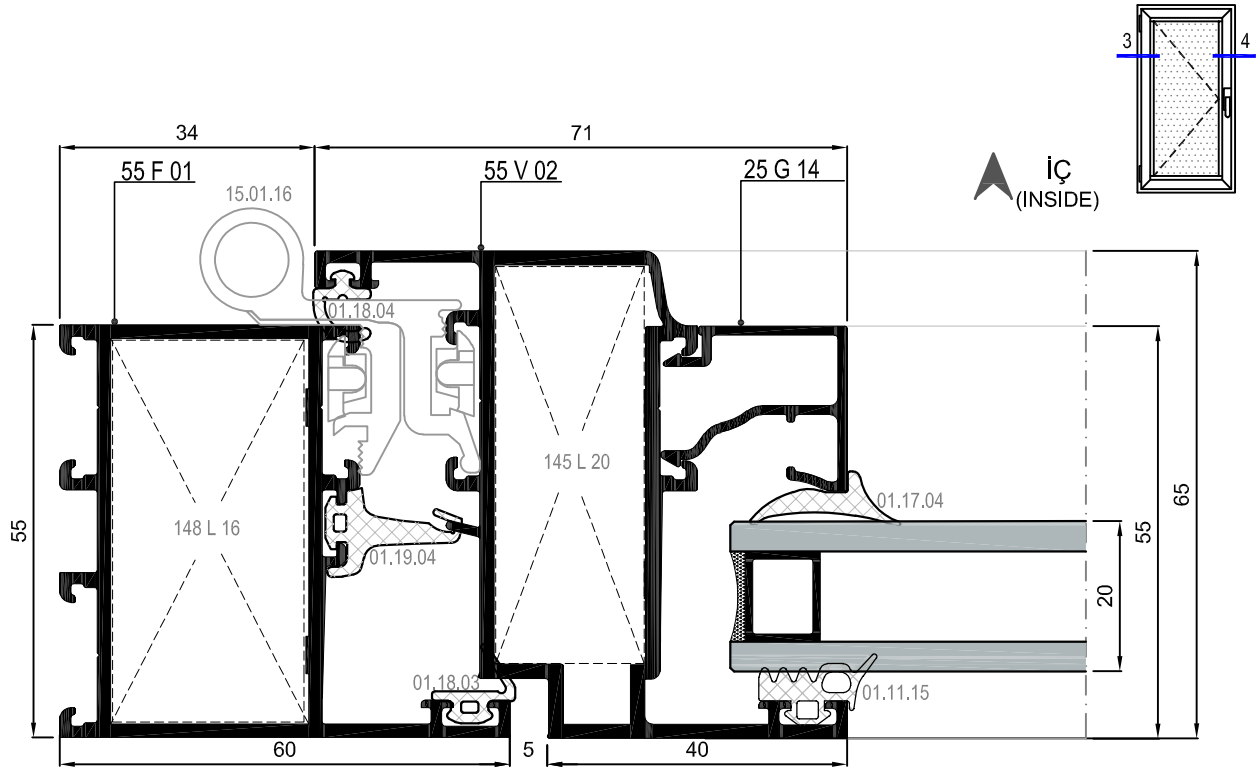
10



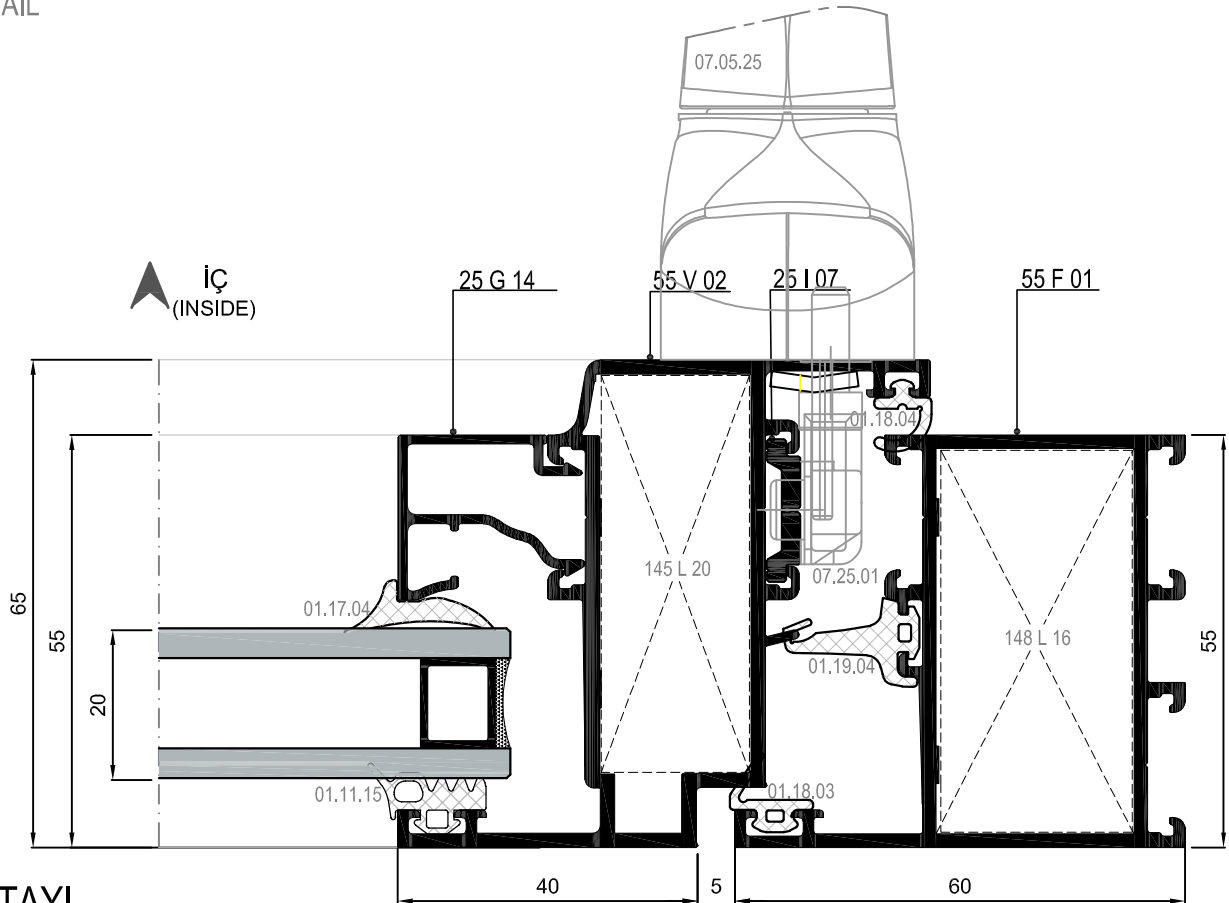
① DETAYI  
DETAIL



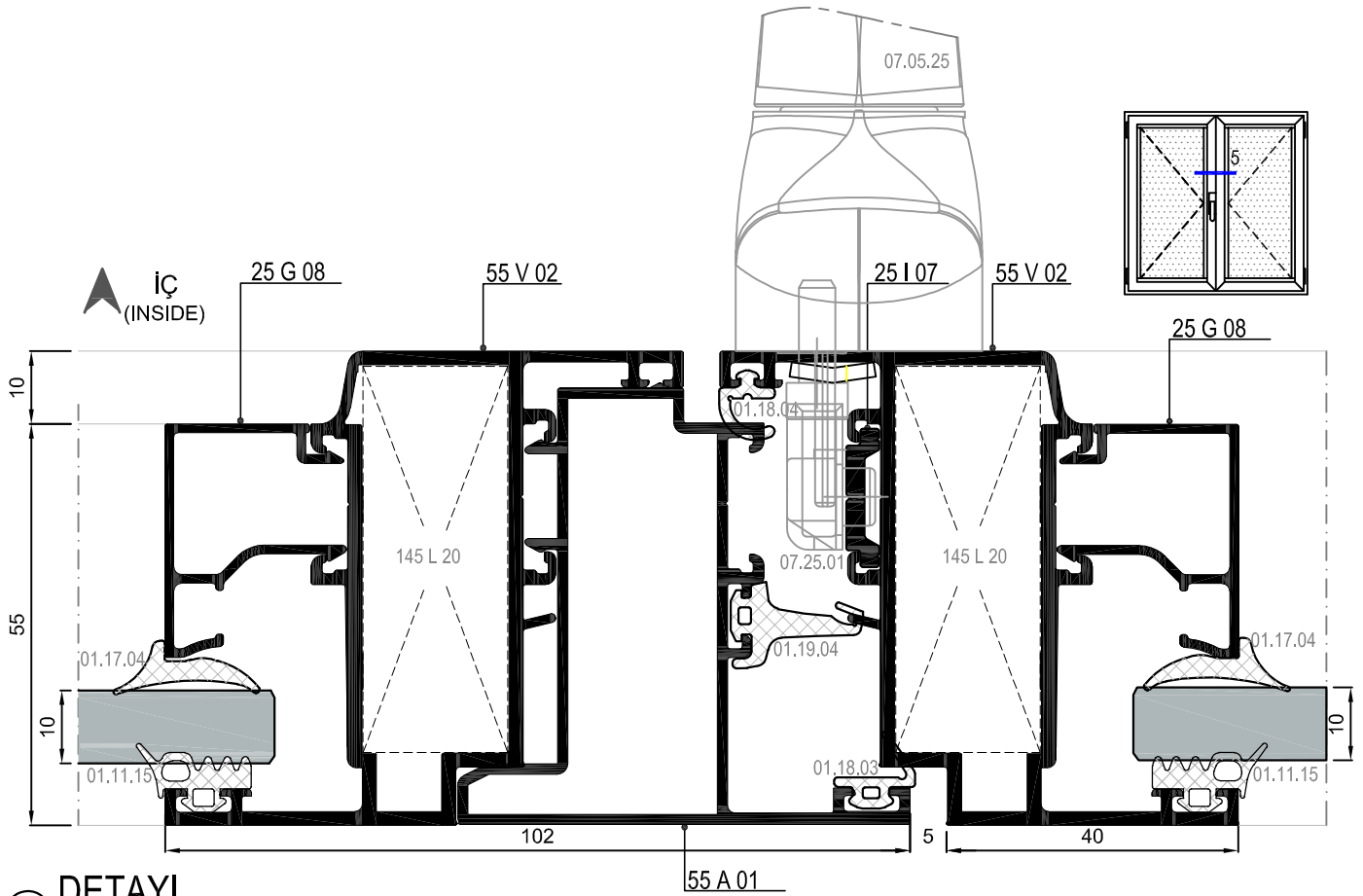
② DETAYI  
DETAIL



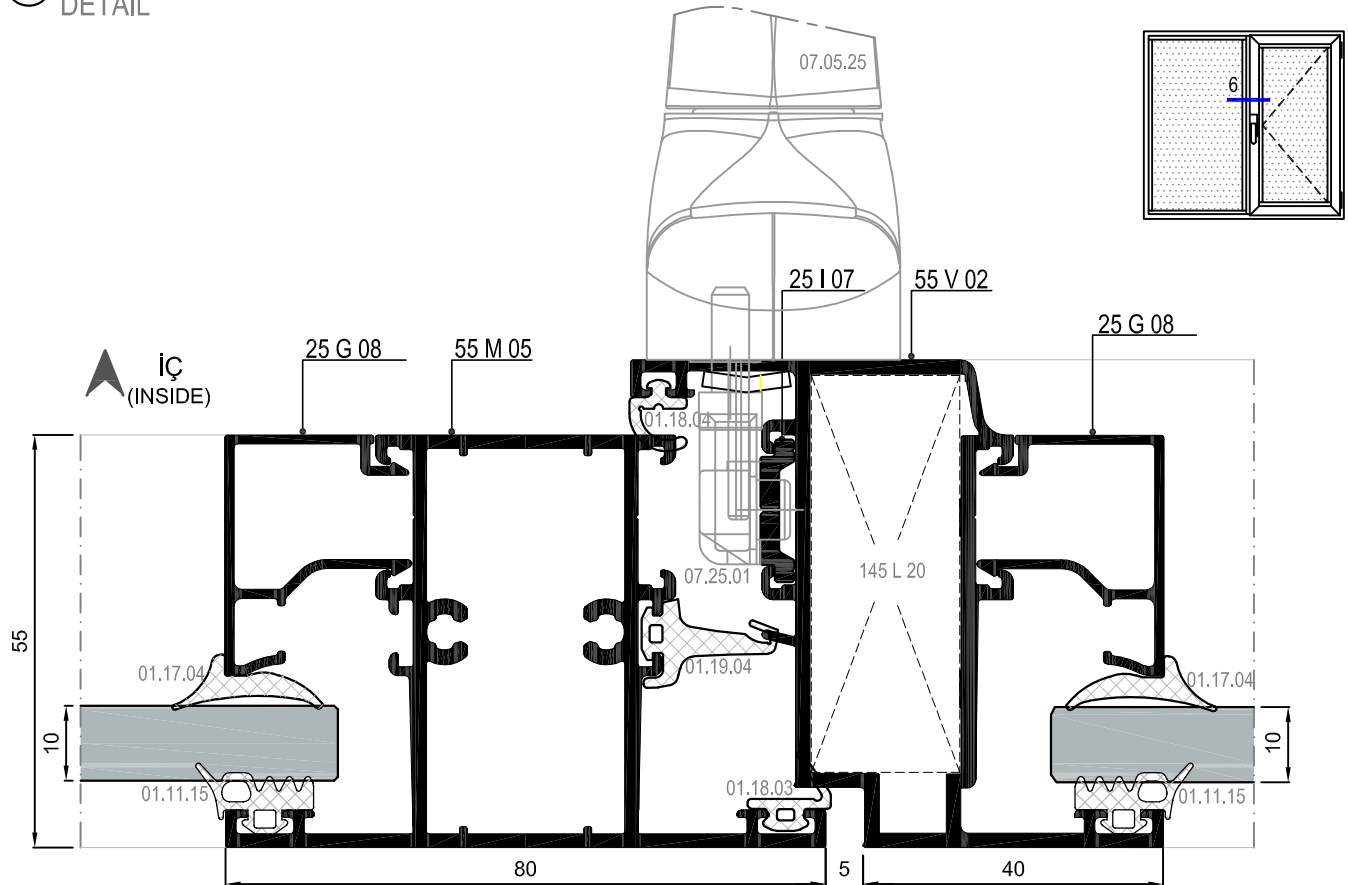
③ DETAYI  
DETAIL



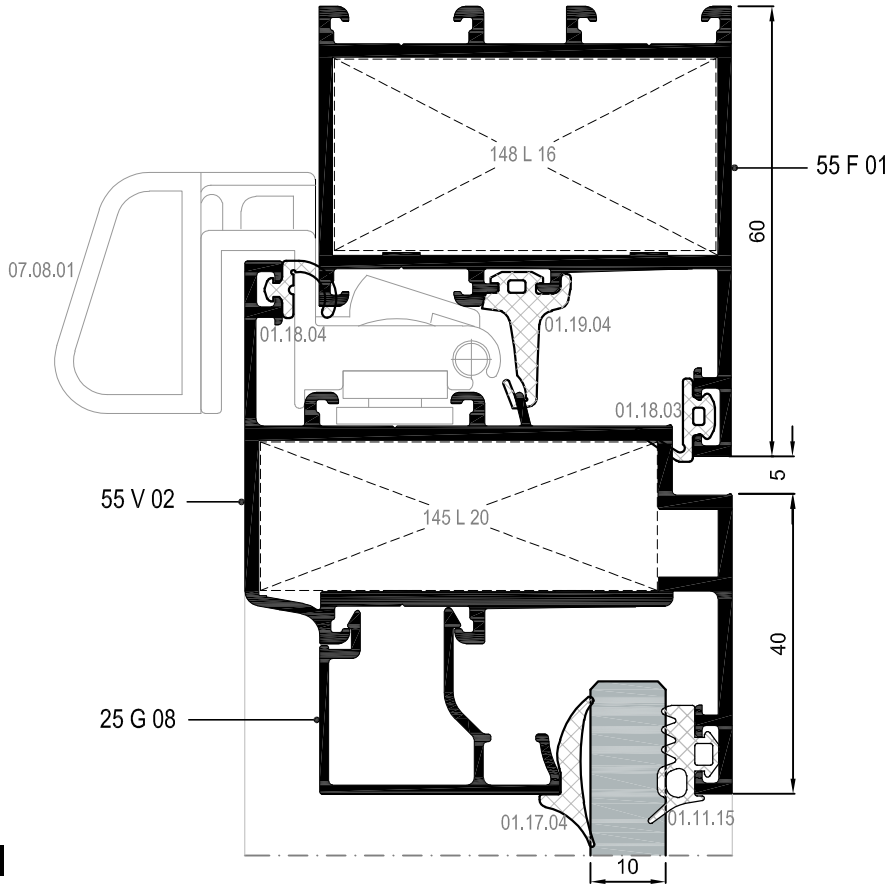
④ DETAYI  
DETAIL



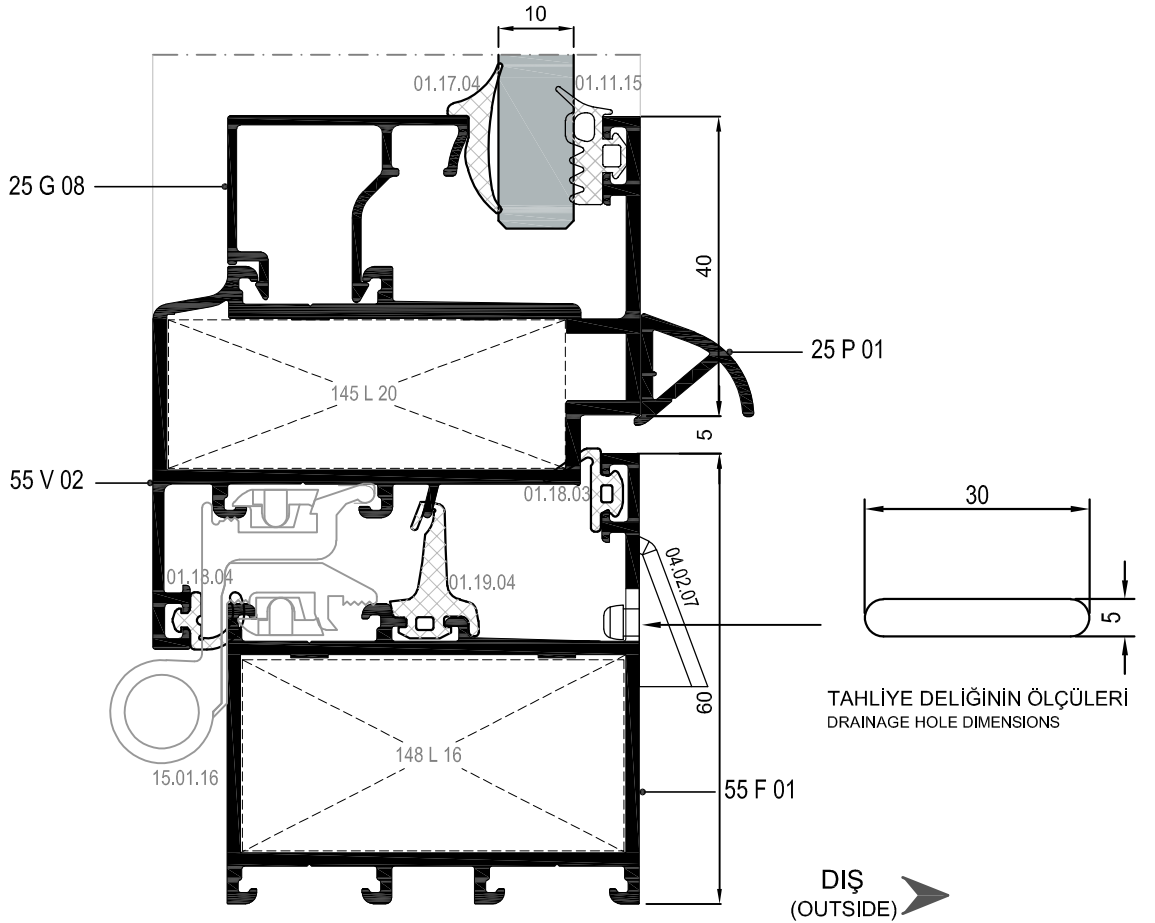
⑤ DETAYI  
DETAIL



⑥ DETAYI  
DETAIL

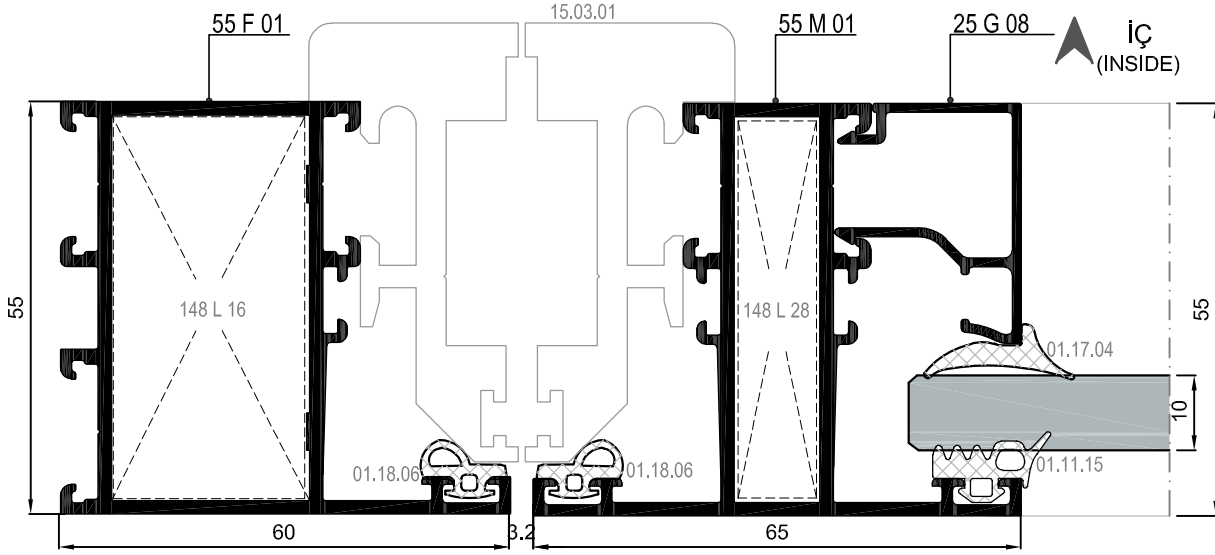
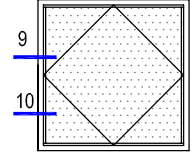


7 DETAYI  
DETAIL

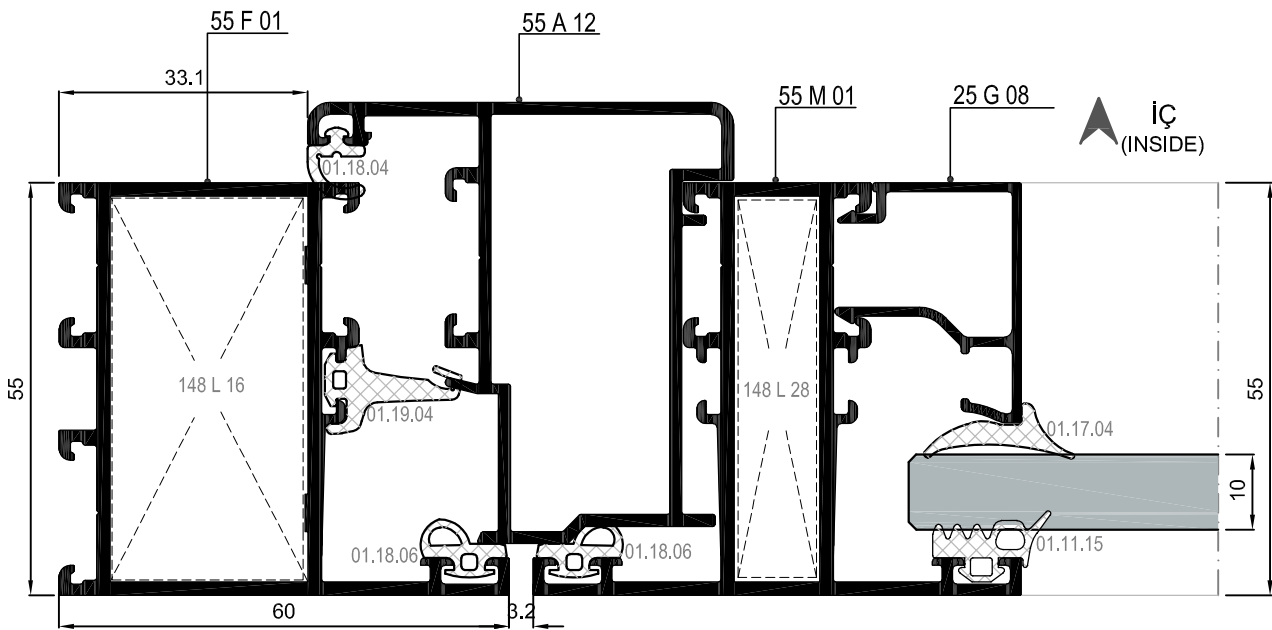


8 DETAYI  
DETAIL

PİVOT DETAYLARI  
PIVOT OPENING DETAILS

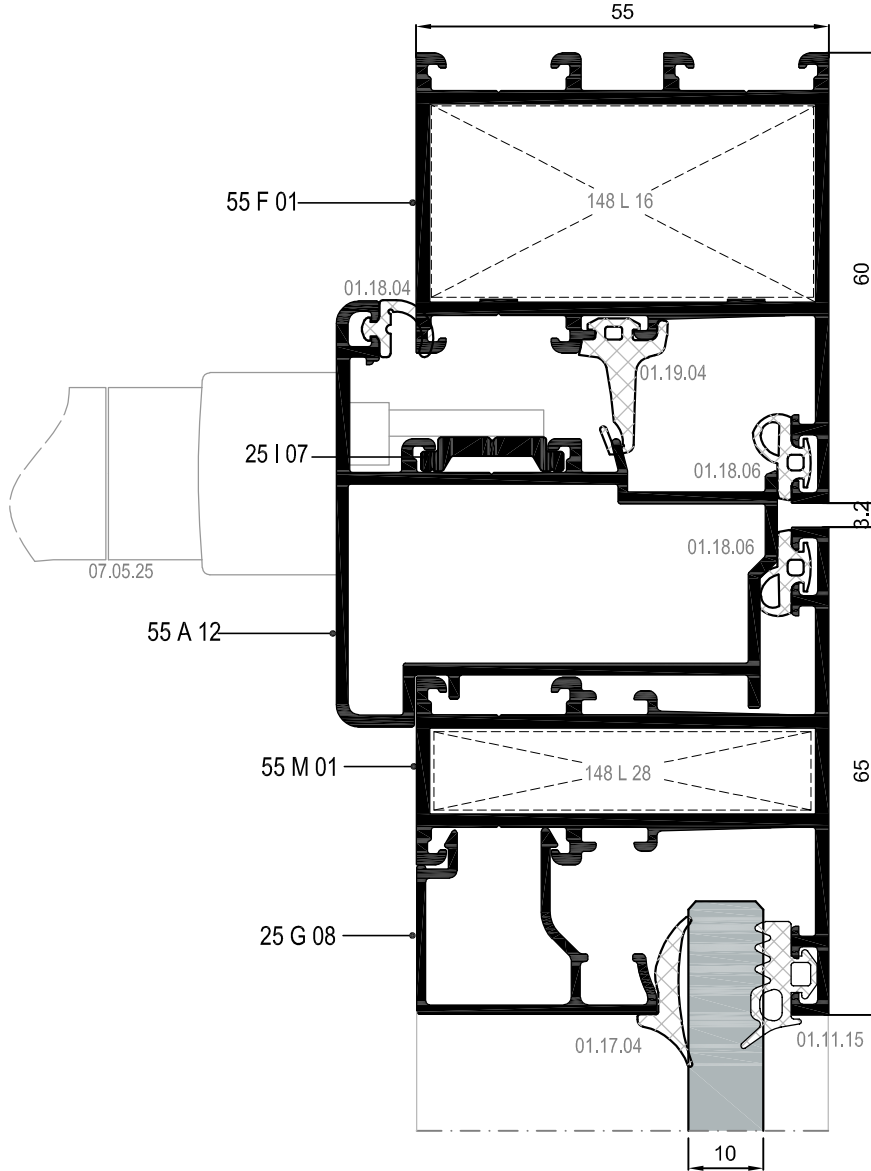
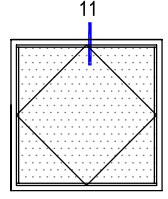


⑨ DETAYI  
DETAIL



⑩ DETAYI  
DETAIL

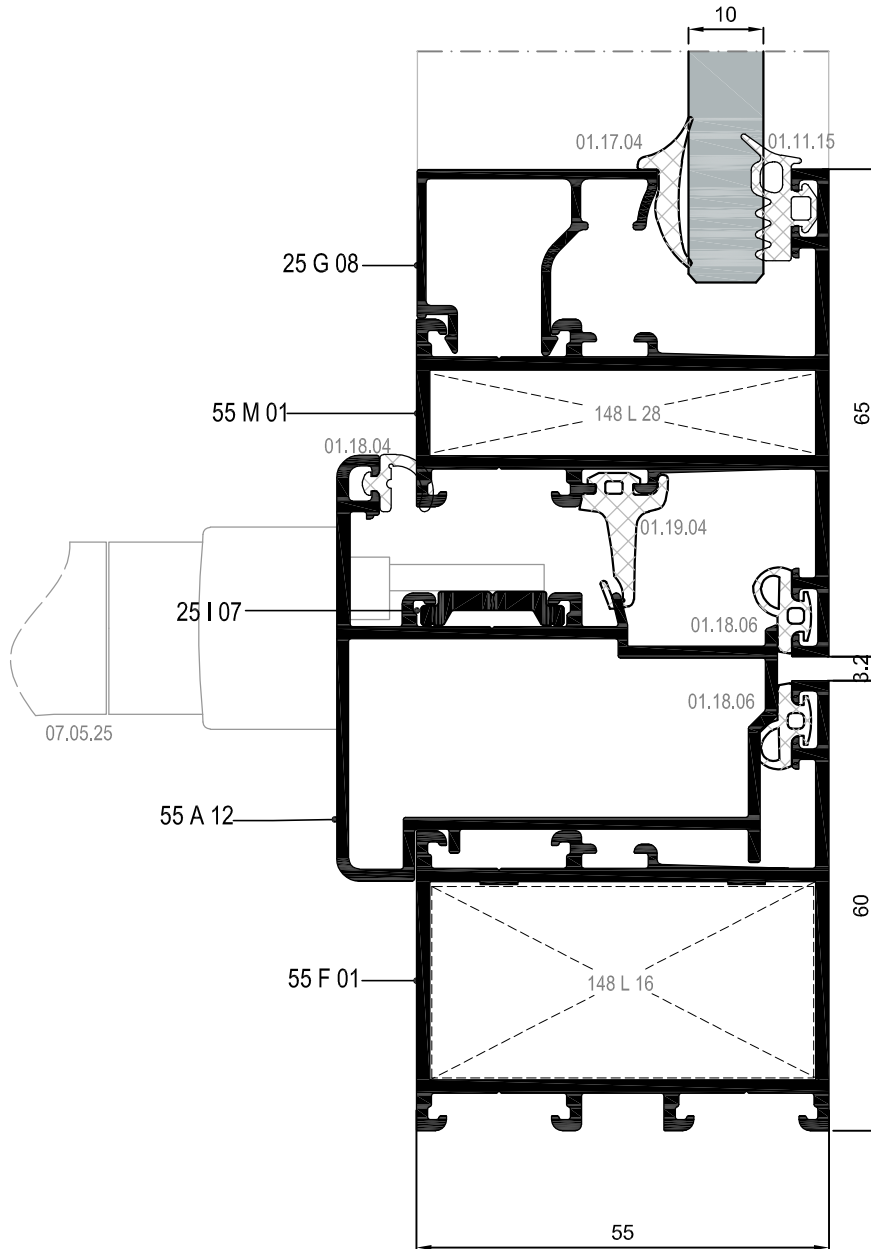
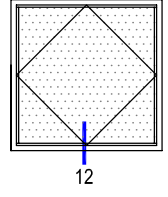
PİVOT DETAYLARI  
PIVOT OPENING DETAILS



DIŞ  
(OUTSIDE) ➔



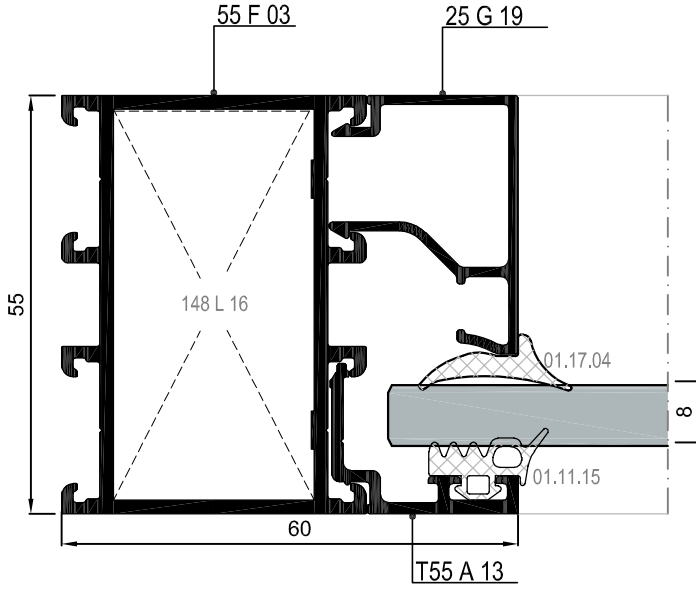
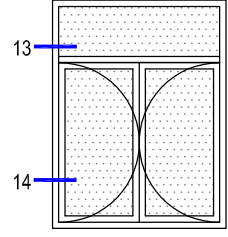
PİVOT DETAYLARI  
PIVOT OPENNING DETAILS



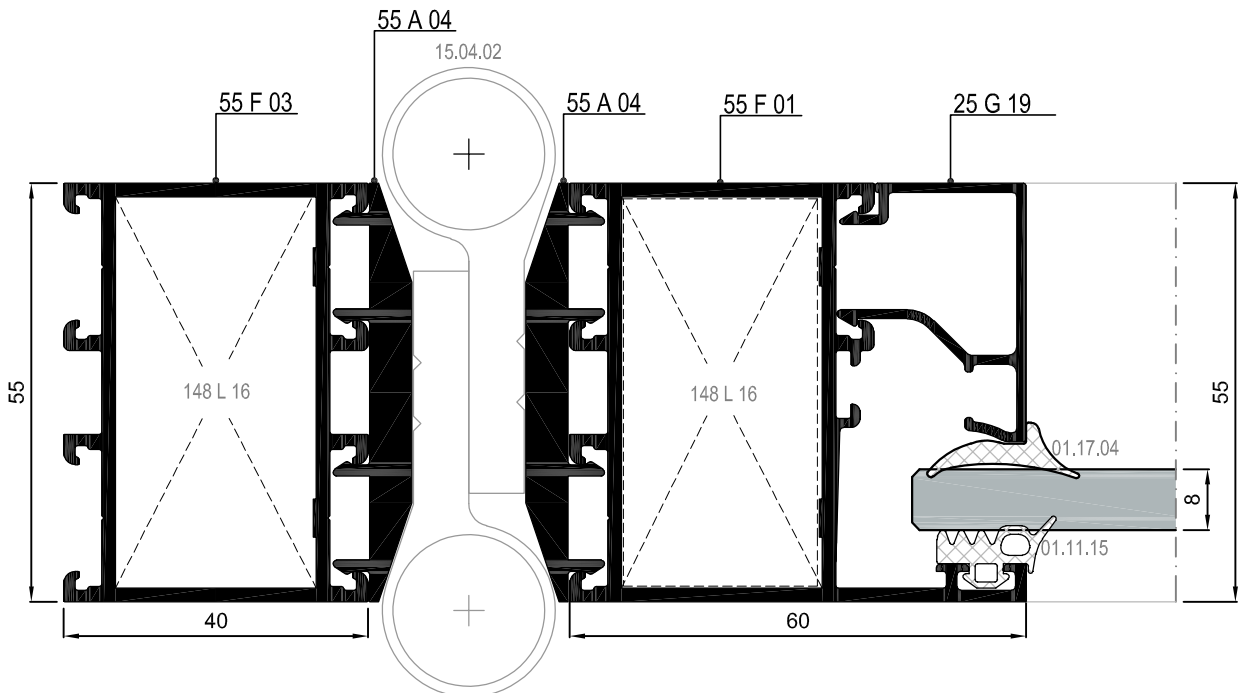
DETAYLAR  
DETAILS

# RW55

ÇARPMA KAPI DETAYLARI  
SWINGING DOOR DETAILS



13 DETAYI  
DETAIL

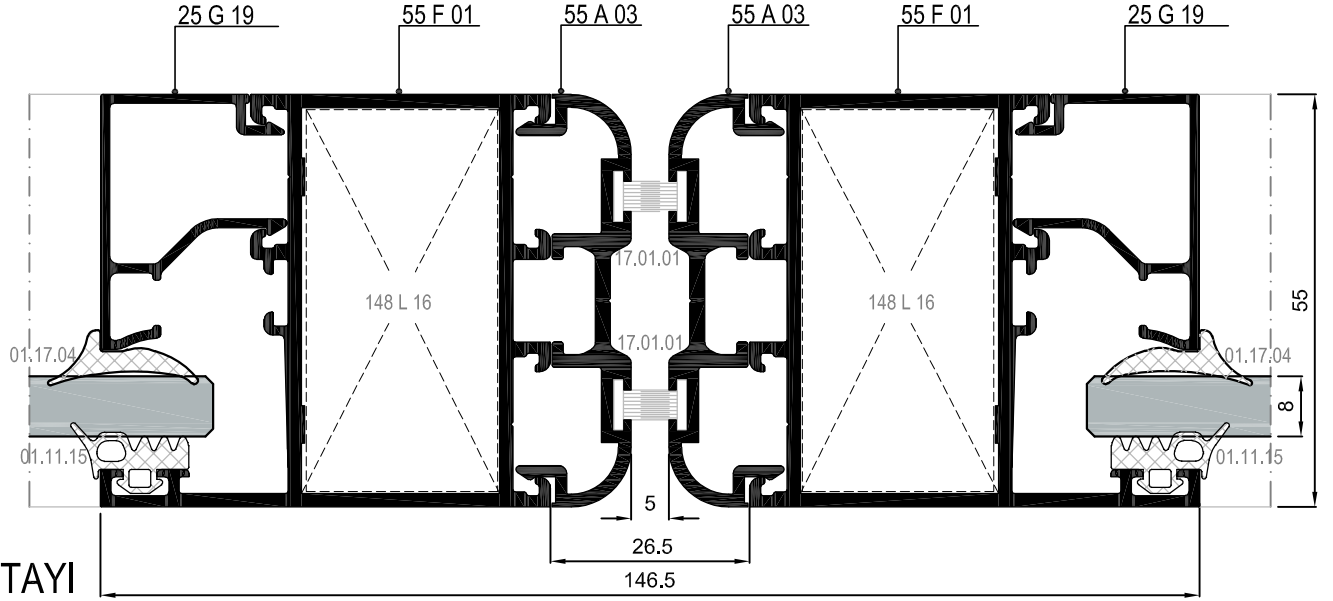
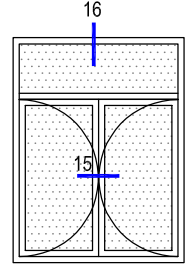


14 DETAYI  
DETAIL

DEAYLAR  
DETAILS

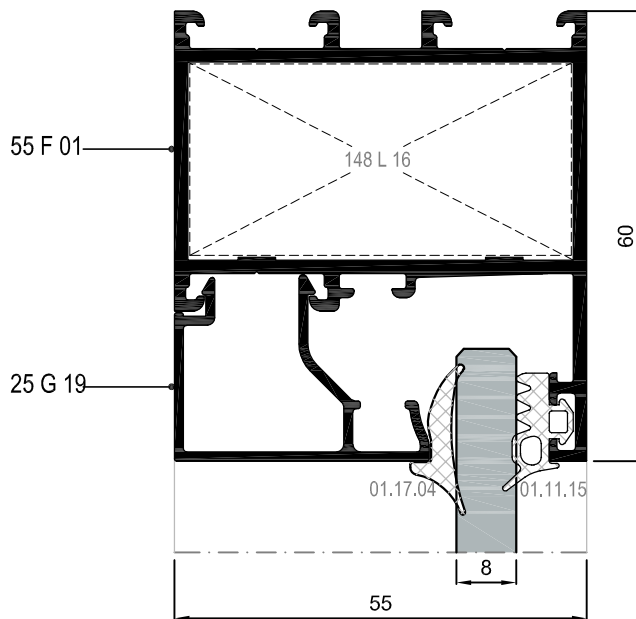
# RW55

ÇARPMA KAPI DETAYLARI  
SWINGING DOOR DETAILS



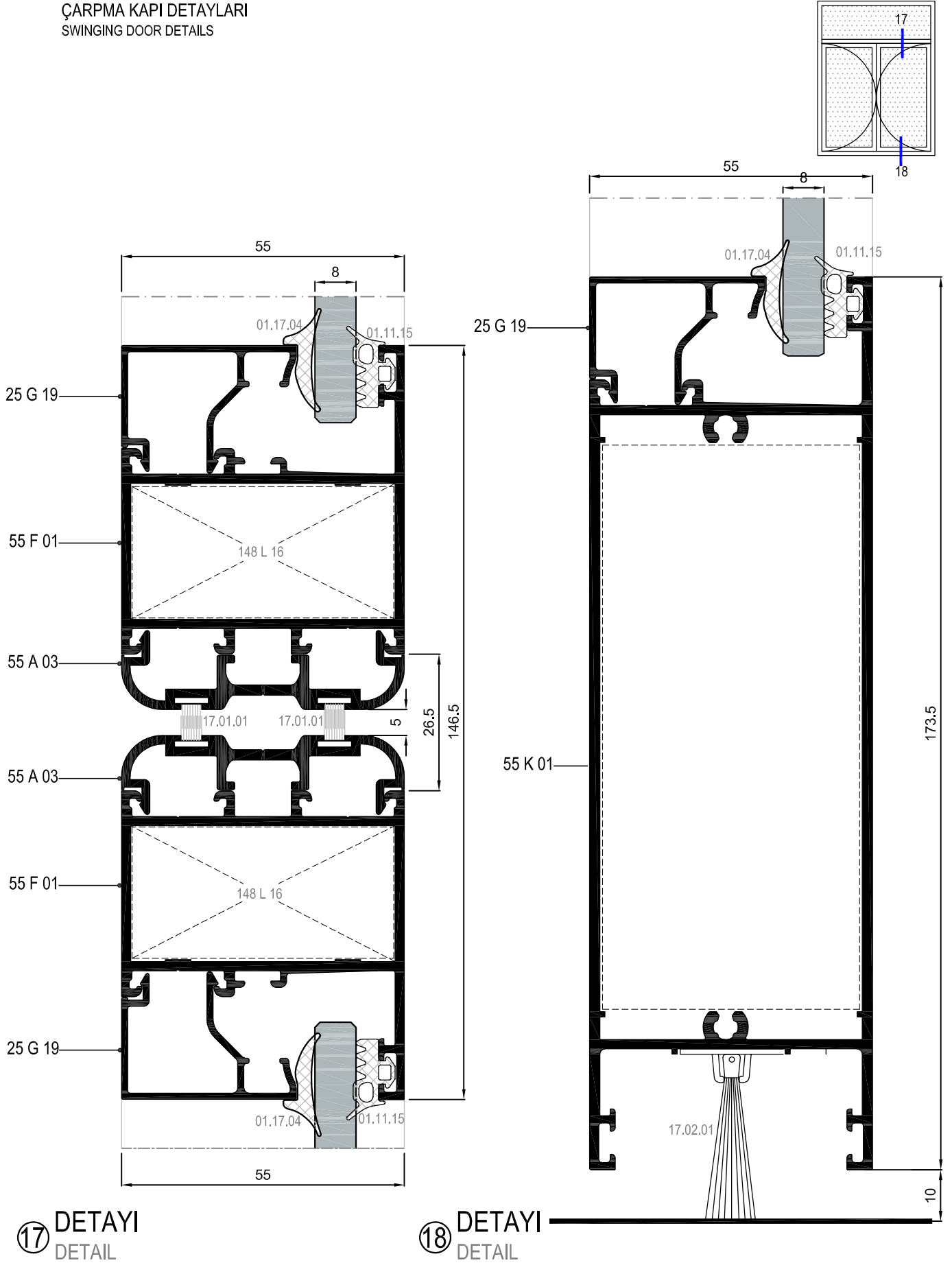
15 DETAYI  
DETAIL

16



16 DETAYI  
DETAIL

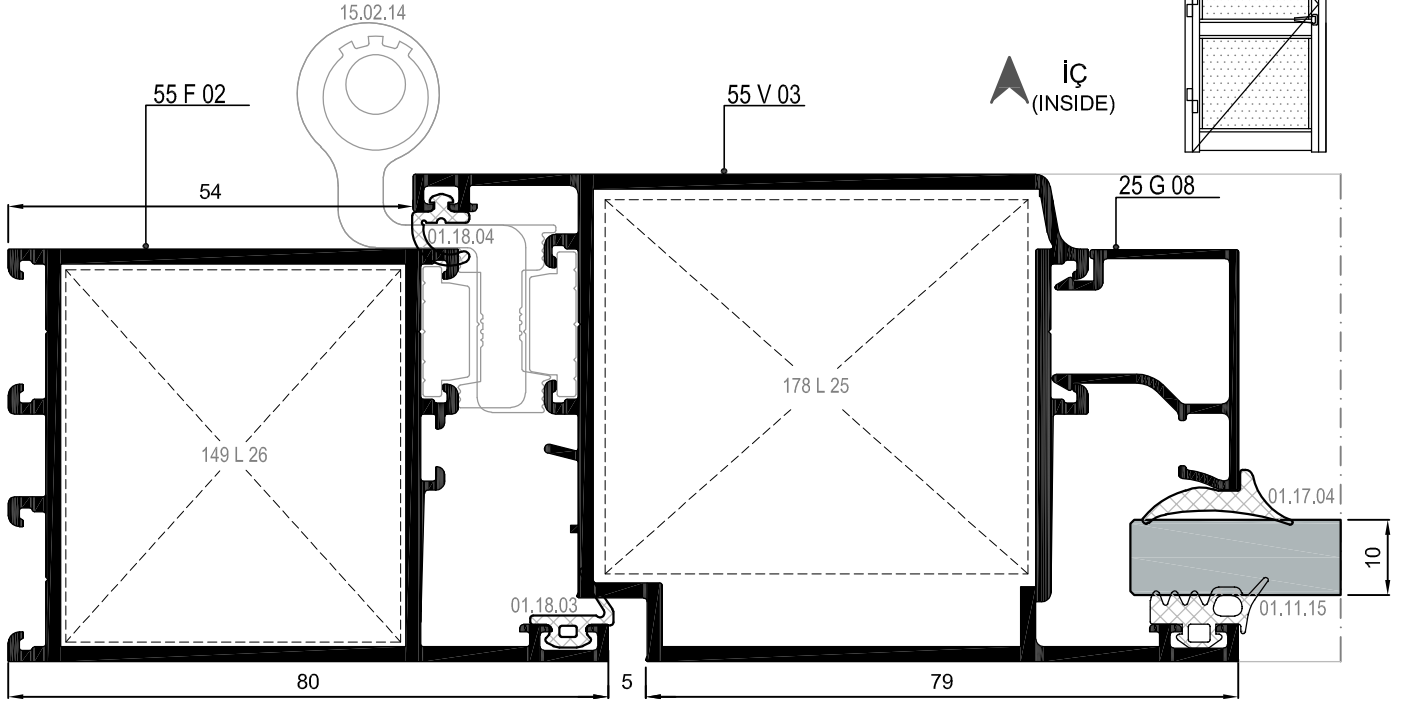
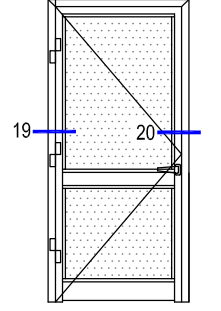
ÇARPMA KAPI DETAYLARI  
SWINGING DOOR DETAILS



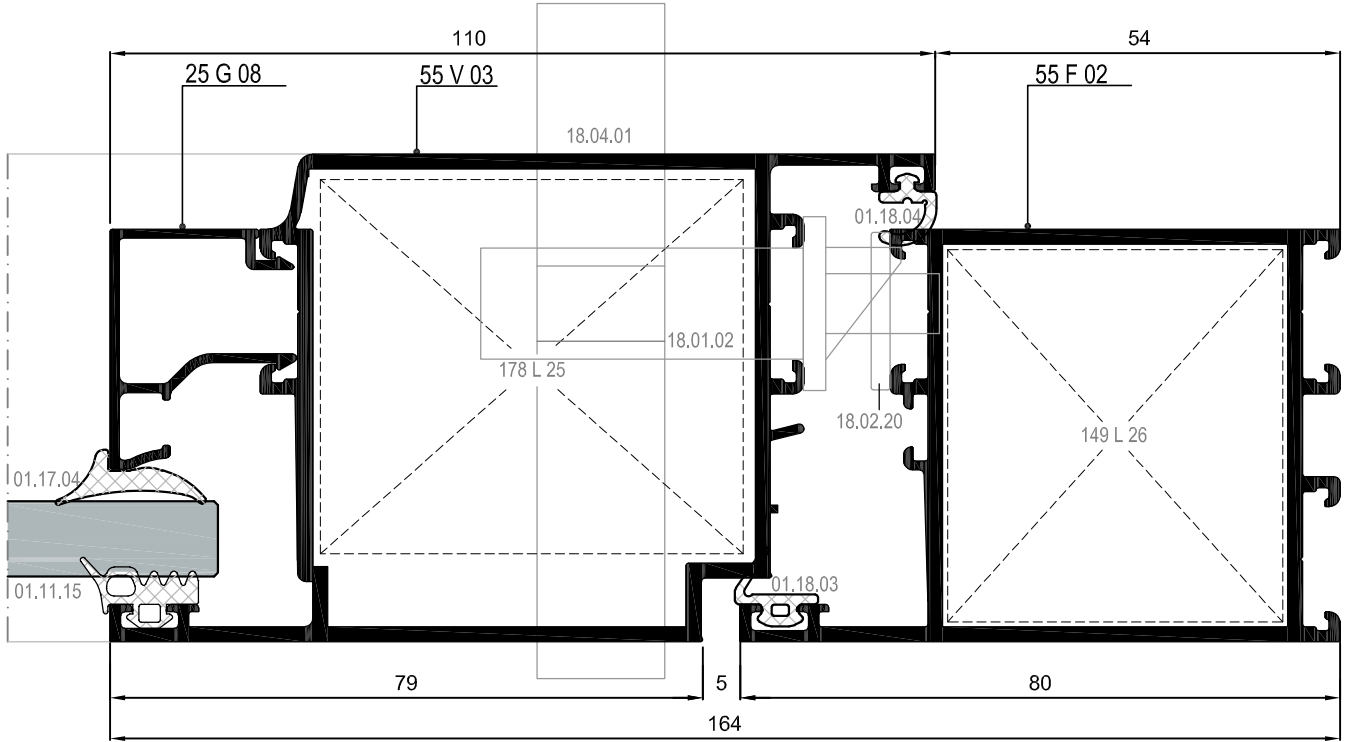
17 DETAYI  
DETAIL

18 DETAYI  
DETAIL

İÇE AÇILIM BİNİLİ KAPI DETAYLARI  
INWARD OPENING DOOR DETAILS



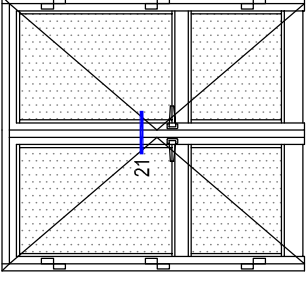
19 DETAYI  
DETAIL



20 DETAYI  
DETAIL

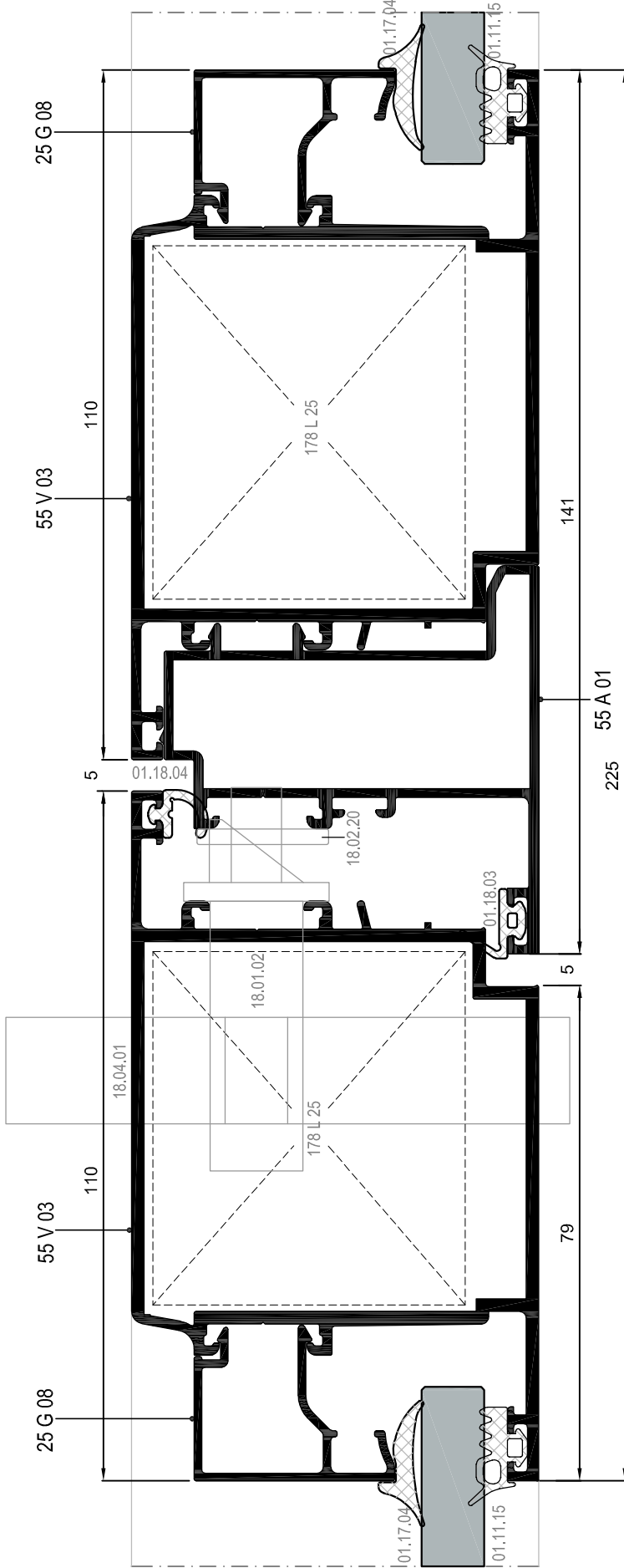
DETAYLAR  
DETAILS

RW55



İÇE AÇILIM BİNLİJİ KAPI DETAYLARI  
INWARD OPENING DOOR DETAILS

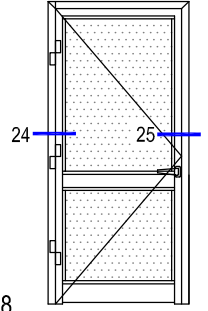
21 DETAYI  
DETAIL



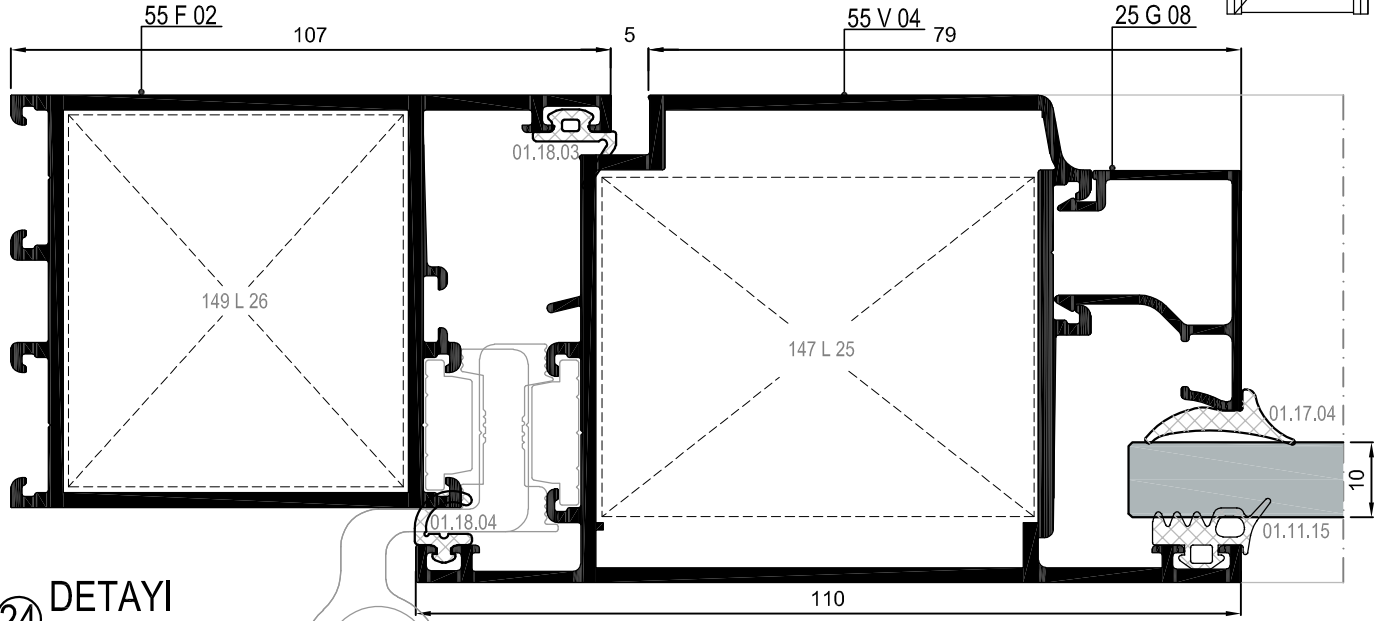
DIŞ  
(OUTSIDE)



DIŐA AÇILIM BİNİLİ KAPI DETAYLARI  
OUTWARD OPENING DOOR DETAILS



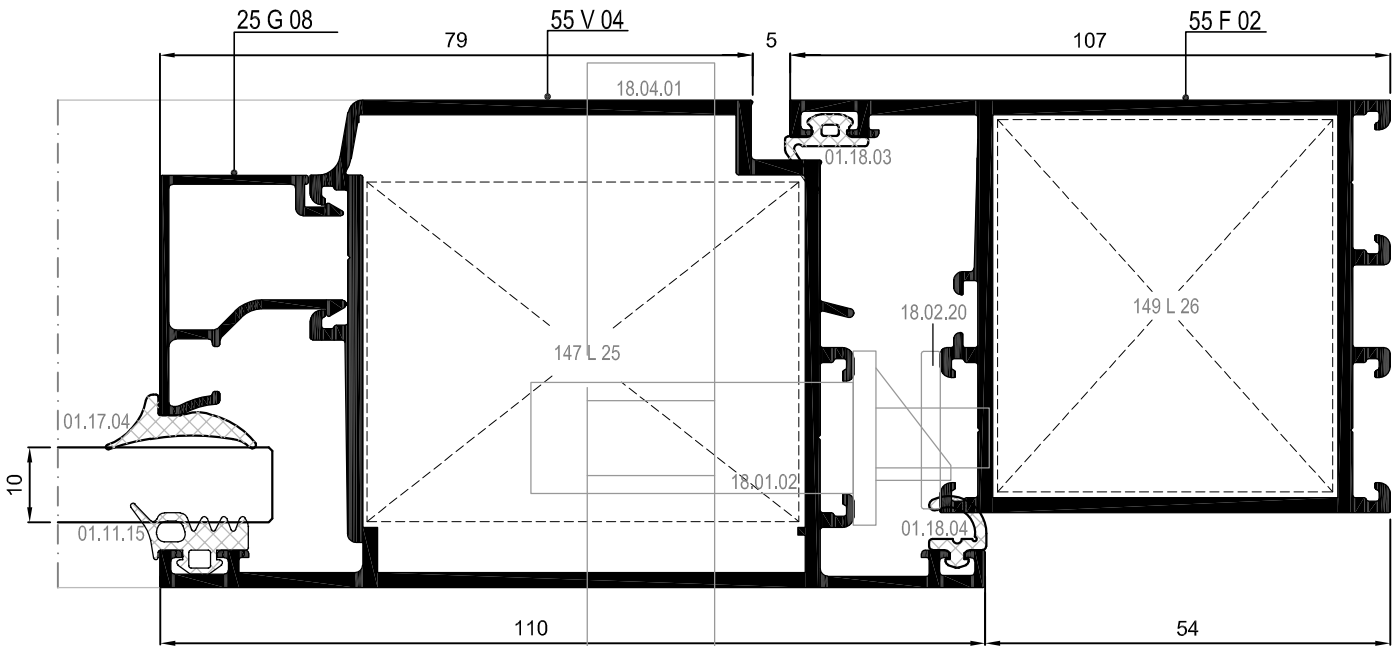
İÇ  
(INSIDE)



24 DETAYI  
DETAIL

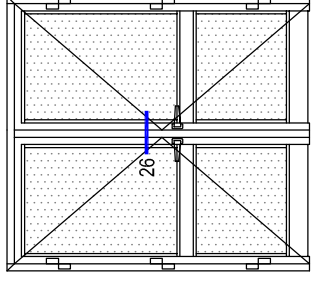
15.02.14

İÇ  
(INSIDE)

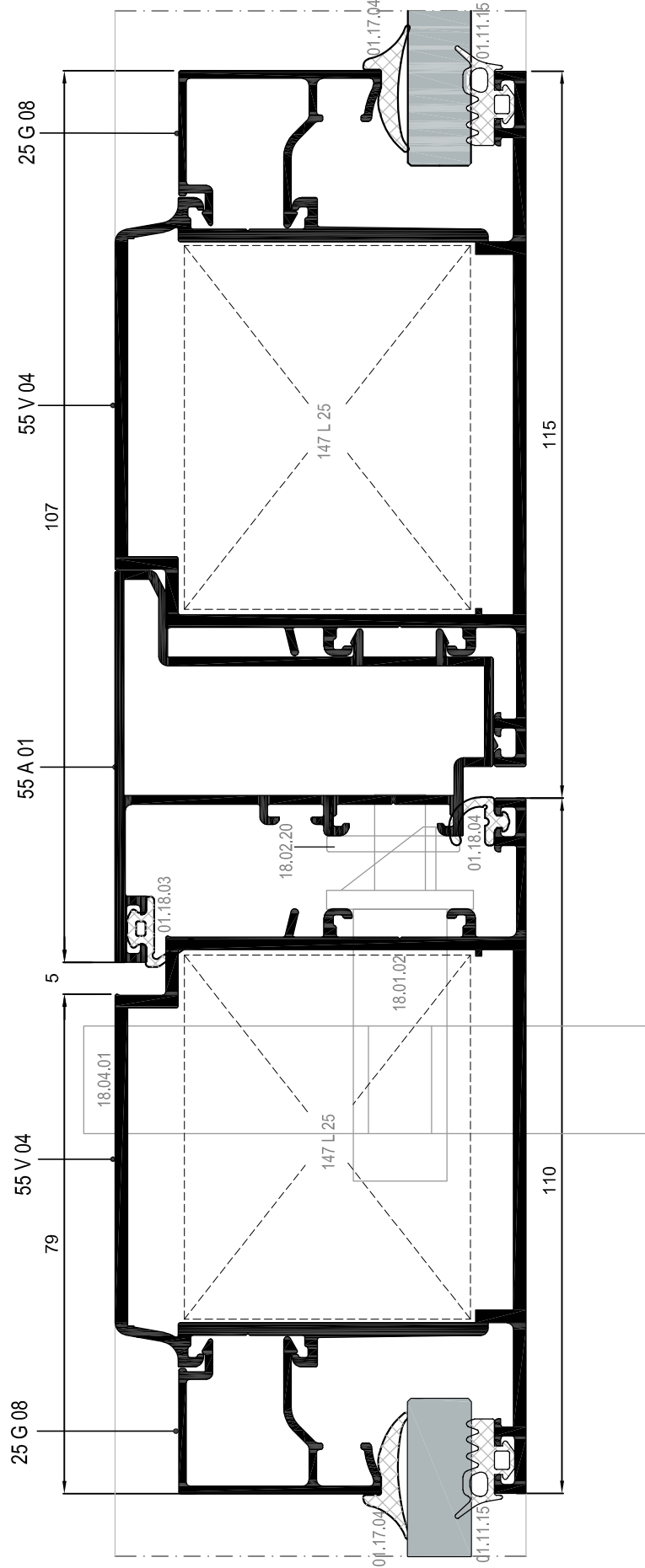


25 DETAYI  
DETAIL





DIŐA AÇILIM BİNLİ KAPI DETAYLARI  
OUTWARD OPENING DOOR DETAILS

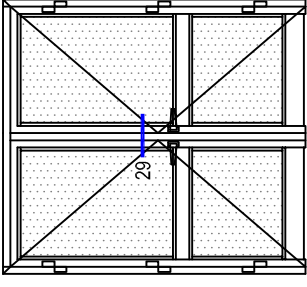


DIŐ  
(OUTSIDE)

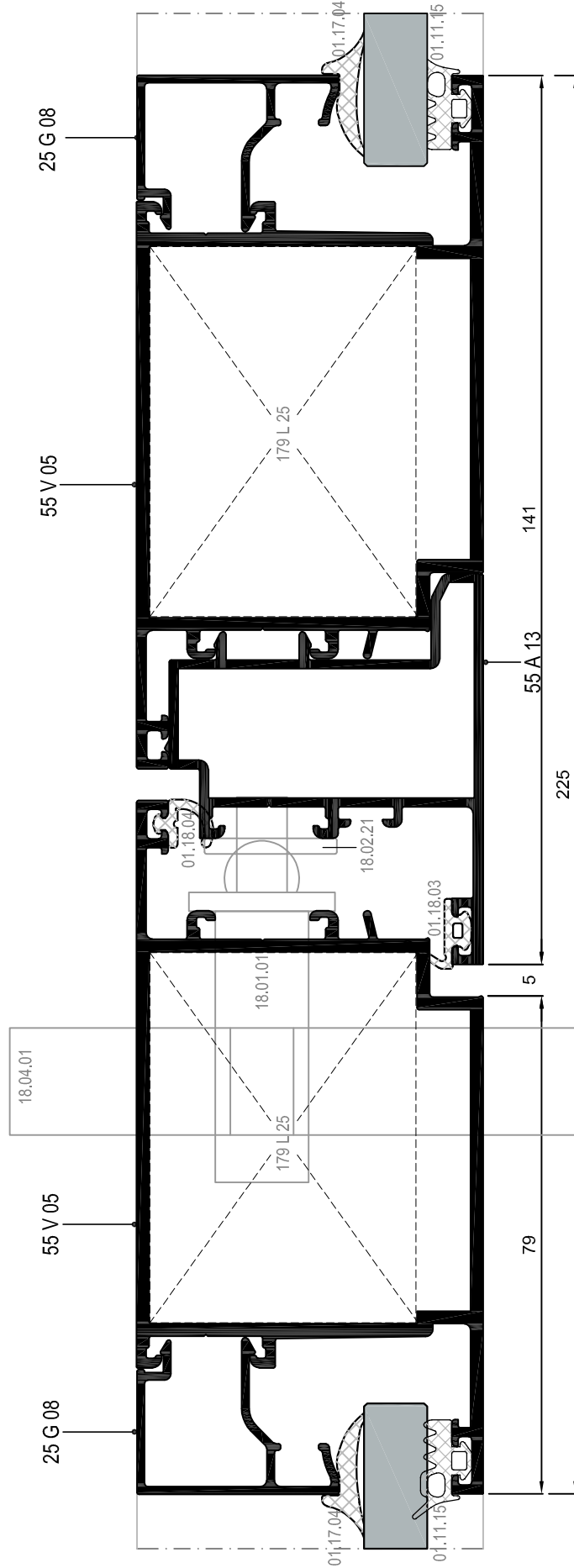


DEAYLAR  
DETAILS

RW55



İÇE AÇILIM HEMYÜZ KAPI DETAYLARI  
INWARD OPENING FLUSH DOOR DETAILS



29 DETAYI  
DETAIL

# MİMARİ KATALOG

## ARCHITECTURAL CATALOGUE

Alüminyum Kapı Pencere ve Giydirme Cephe Sistemleri  
Aluminium Window Doors and Facade Systems



Rescara Sistem Detayları  
Rescara System Details

# RW55

**AKSESUARLAR**

ACCESSORIES

01

02

03

04

05


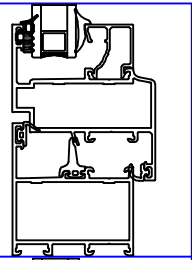

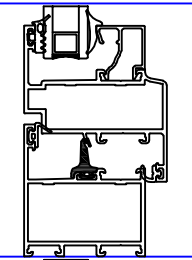

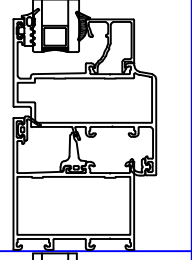

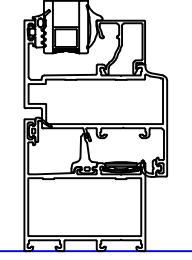

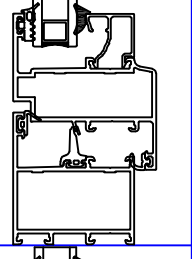

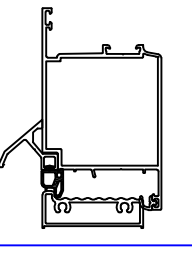

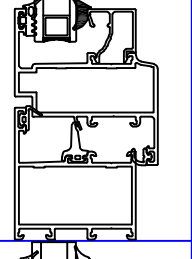

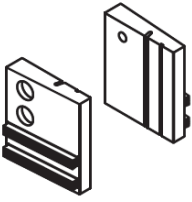

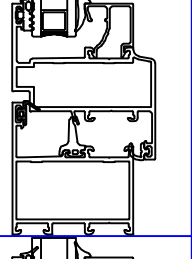

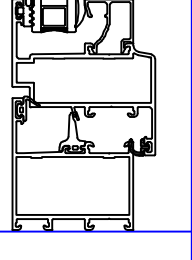


06

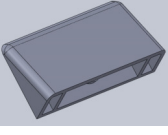
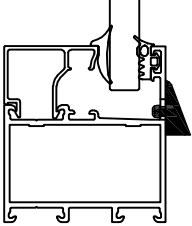
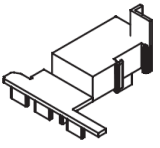

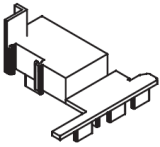
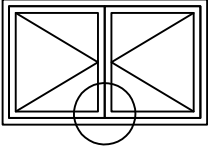
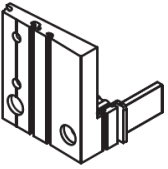
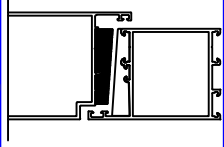
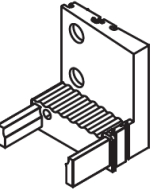
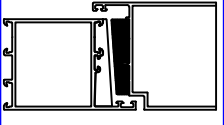

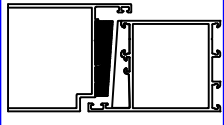

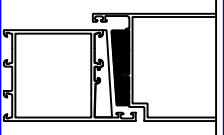
07

08

09

10

	<b>01.11.15</b> DİŞ CAM FITİLİ 4 mm OUTSIDE GLAZING GASKET 4 mm Malzeme / Material : EPDM Ağırlık / Weight : 78 gr/m Paket / Package: 190m / 15 kg			<b>01.19.04</b> TOZLUK FITİLİ CENTRAL GASKET Malzeme / Material : EPDM Ağırlık / Weight : 105 gr/m Paket / Package: 142m / 15 kg	
	<b>01.17.03</b> İÇ CAM FITİLİ 3 mm boşluk için INSIDE GLAZING GASKET for 3 mm space Malzeme / Material : EPDM Ağırlık / Weight : 59 gr/m Paket / Package: 254m / 15 kg			<b>01.19.06</b> ÇITA KANAL FITİLİ ADAPTER GASKET Malzeme / Material : EPDM Ağırlık / Weight : 80 gr/m Paket / Package: 185m / 15 kg	
	<b>01.17.04</b> İÇ CAM FITİLİ 4 mm boşluk için INSIDE GLAZING GASKET for 4 mm space Malzeme / Material : EPDM Ağırlık / Weight : 69 gr/m Paket / Package: 215m / 15 kg			<b>01.20.04</b> EŞİK FITİLİ THRESHOLD GASKET Malzeme / Material : EPDM Ağırlık / Weight : 107 gr/m Paket / Package: 140 m / 15 kg	
	<b>01.17.05</b> İÇ CAM FITİLİ 5 mm boşluk için INSIDE GLAZING GASKET for 5 mm space Malzeme / Material : EPDM Ağırlık / Weight : 89 gr/m Paket / Package: 168m / 15 kg			<b>17.01.01</b> KİL FITİL BRUSH Malzeme / Material : Polipropilen / Polypropylen Paket / Package: 275 m	
	<b>01.18.03</b> DİŞ BİNİ FITİLİ OUTSIDE ACOUSTICAL GASKET Malzeme / Material : EPDM Ağırlık / Weight : 41 gr/m Paket / Package: 365m / 15 kg				
	<b>01.18.04</b> İÇ BİNİ FITİLİ INSIDE ACOUSTICAL GASKET Malzeme / Material : EPDM Ağırlık / Weight : 42 gr/m Paket / Package: 357m / 15 kg				
	<b>01.18.06</b> ADAPTÖR FITİLİ GASKET FOR ADAPTER Malzeme / Material : EPDM Ağırlık / Weight : 50 gr/m Paket / Package: 300m / 15 kg				

	<p><b>04.02.07</b></p> <p>TAHLIYE KAPAĞI DRAINAGE COVER</p> <p>Malzeme / Material : PVC Renk / Colour : Siyah-Beyaz-Gri Black-White-Grey</p>				
	<p><b>04.06.27A</b></p> <p>ADAPTÖR KAPAĞI ADAPTER CAP</p> <p>Malzeme / Material : PVC Renk / Colour : Siyah / Black 55A01 İÇİN / FOR 55A01</p>				
	<p><b>04.06.27B</b></p> <p>ADAPTÖR KAPAĞI ADAPTER CAP</p> <p>Malzeme / Material : PVC Renk / Colour : Siyah / Black 55A01 İÇİN / FOR 55A01</p>				
	<p><b>04.13.07A</b></p> <p>EŞİK YAN KAPAK (SOL) THRESHOLD SIDE CAP (LEFT)</p> <p>SİYAH BLACK</p>				
	<p><b>04.13.07B</b></p> <p>EŞİK YAN KAPAK(SAĞ) THRESHOLD SIDE CAP (RIGHT)</p> <p>Malzeme / Material : PVC Renk / Colour : Siyah / Black</p>				
	<p><b>04.13.08A</b></p> <p>KANAT YAN KAPAK(SOL) VENT SIDE CAP (LEFT)</p> <p>Malzeme / Material : PVC Renk / Colour : Siyah / Black</p>				
	<p><b>04.13.08B</b></p> <p>KANAT YAN KAPAK (SAĞ) VENT SIDE CAP (RIGHT)</p> <p>SİYAH BLACK</p>				

## PENCERE MENTEŞELERİ / WINDOW HINGES



15.01.16

GIESSE PENCERE MENTEŞESİ  
GIESSE HINGE FOR WINDOWS

Renk / Colour : Siyah-Beyaz-Gri-Eloksal  
Black-White-Grey-Anodised

75 kg için 2 adet, 85 kg için 3 adet kullanılmalıdır. / Should be used 2 for 75 kg,3 for 85 kg.  
EN 1935:2002

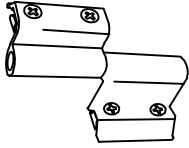


15.01.03

RESCARA PENCERE MENTEŞESİ  
HINGE FOR WINDOWS

Renk / Colour : Pres-Eloksal  
Press-Anodised

75 kg için 2 adet, 85 kg için 3 adet kullanılmalıdır. / Should be used 2 for 75 kg,3 for 85 kg.  
EN 1935:2002

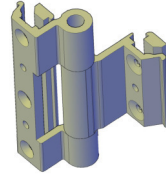


15.01.08

YERLİ PENCERE MENTEŞESİ  
LOCAL HINGE FOR WINDOWS

Renk / Colour : Siyah-Beyaz-Gri-Eloksal  
Black-White-Grey-Anodised

50 kg için 2 adet kullanılmalıdır. / Should be used 2 for 50 kg.  
Max. kanat ölçüsü 900x1300 / Max. vent dimension 900x1300  
TS EN 1935



15.01.12

YERLİ PENCERE MENTEŞESİ  
LOCAL HINGE FOR WINDOWS

Renk / Colour : Siyah-Beyaz-Gri-Eloksal  
Black-White-Grey-Anodised

TS EN 1935



15.01.17

GIESSE GİZLİ PENCERE MENTEŞESİ (SAĞ)  
GIESSE HIDDEN HINGE FOR WINDOWS (RIGHT)

Malzeme / Material :  
Paslanmaz Çelik / Stainless Steel

100 kg için 2 adet kullanılmalıdır. / Should be used 2 for 100 kg.

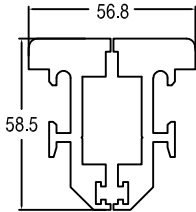


15.01.18

GIESSE GİZLİ PENCERE MENTEŞESİ (SOL)  
GIESSE HIDDEN HINGE FOR WINDOWS (LEFT)

Malzeme / Material :  
Paslanmaz Çelik / Stainless Steel

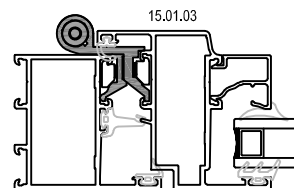
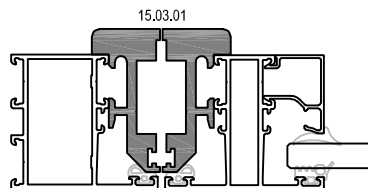
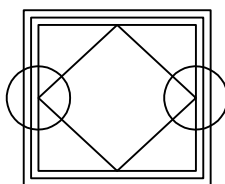
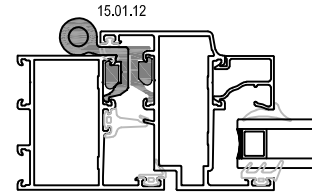
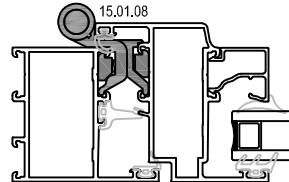
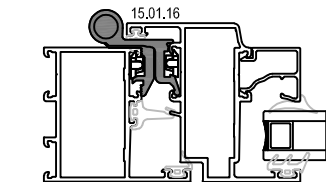
100 kg için 2 adet kullanılmalıdır. / Should be used 2 for 100 kg.



15.03.01

PIVOT MENTEŞESİ  
PIVOT HINGE

Renk / Colour : Siyah-Beyaz  
Black-White



## KAPI MENTEŞELERİ / DOOR HINGES



15.02.14

GIESSE KAPI MENTEŞESİ  
GIESSE HINGE FOR DOORS

Renk / Colour : Siyah-Beyaz-Eloksal  
Black-White-Anodised

100 kg için 2 adet, 120 kg için 3 adet kullanılmalıdır. / Should be used 2 for 100 kg,3 for 120 kg.  
EN 1935

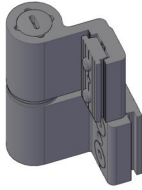


15.02.09

YERLİ KAPI MENTEŞESİ  
LOCAL HINGE FOR DOORS

Renk / Colour : Siyah-Beyaz-Gri-Eloksal  
Black-White-Grey-Anodized

85 kg için 3 adet kullanılmalıdır. / Should be used 3 for 85 kg.  
Max. kanat ölçüsü 900x2200 / Max. vent dimension 900x2200  
TS EN 1935




15.02.12

YERLİ KAPI MENTEŞESİ  
LOCAL HINGE FOR DOORS

Renk / Colour : Siyah-Beyaz-Gri-Eloksal  
Black-White-Grey-Anodized

100 kg için 3 adet kullanılmalıdır. / Should be used 3 for 100 kg.  
Max. kanat ölçüsü 900x2300 / Max. vent dimension 900x2300  
TS EN 1935



15.02.07

YERLİ KAPI MENTEŞESİ  
LOCAL HINGE FOR DOORS

Renk / Colour : Siyah-Beyaz-Gri-Eloksal  
Black-White-Grey-Anodized

100 kg için 2 adet kullanılmalıdır. / Should be used 2 for 100 kg.  
Max. kanat ölçüsü 900x2200 / Max. vent dimension 900x2200  
TS EN 1935



15.02.20

RESCARA KAPI MENTEŞESİ  
RESCARA HINGE FOR DOORS

Renk / Colour : Siyah-Beyaz-Gri-Press-Eloksal  
Black-White-Grey-Press-Anodized

120 kg için 2 adet kullanılmalıdır. / Should be used 2 for 120 kg.  
EN 1935

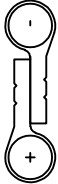


15.02.21

RESCARA KAPI MENTEŞESİ  
RESCARA HINGE FOR DOORS

Renk / Colour : Siyah-Beyaz-Gri-Press-Eloksal  
Black-White-Grey-Press-Anodized

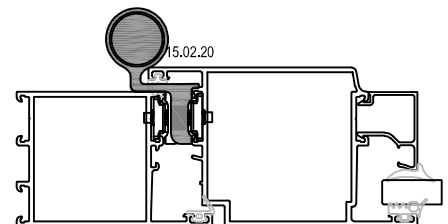
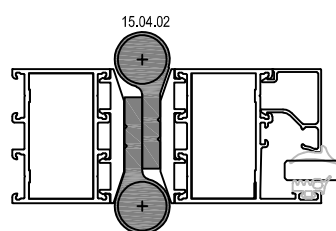
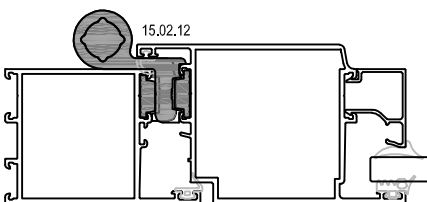
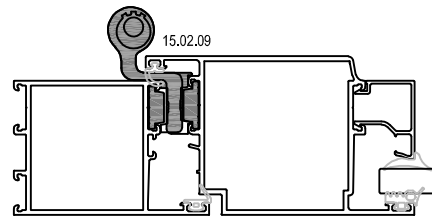
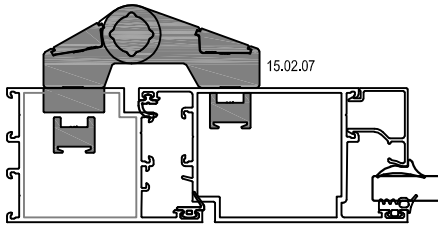
160 kg için 2 adet kullanılmalıdır. / Should be used 2 for 160 kg.  
EN 1935



15.04.02

ÇARPMA KAPI MENTEŞESİ  
SWING DOOR HINGLE

Malzeme / Material : Paslanmaz Çelik  
Stainless Steel



Ölçek/Scale: X



## ÇİFT EKSEN MEKANİZMALARI / TILT & TURN MECHANISMS



GIESSE FUTURA ÇİFT AÇILIM SETİ 80 kg  
GIESSE FUTURA TILT & TURN MECHANISM 80 kg

Renk / Colour : Siyah-Beyaz-Gri  
Black-White-Grey

KANAT GENİŞLİĞİ SASH WIDTH	KANAT YÜKSEKLİĞİ SASH HEIGHT	KANAT AĞIRLIĞI SASH WEIGHT	GIESSE ÇİFT AÇILIM SETİ GIESSE TILT & TURN MECHANISM	ÇİFT AÇILIM SETİ TILT & TURN MECHANISM
410- 569 mm	600-1200 mm	80 kg	07.06.62	Çift Açılım Seti Tip 1 / Tilt & Turn Mechanism
410- 569 mm	1201-2500 mm	80 kg	07.06.63	Çift Açılım Seti Tip 1 + Arka Kilitleme / Tilt & Turn Mechanism Style 1+ Additional Tilt&Turn (Back)
570-1000 mm	600-1200 mm	80 kg	07.06.64	Çift Açılım Seti Tip 2 / Tilt & Turn Mechanism Style 2
570-1000 mm	1201-2500 mm	80 kg	07.06.65	Çift Açılım Seti Tip 2 + Arka Kilitleme / Tilt & Turn Mechanism Style 2+ Additional Tilt&Turn (Back)
1001-1700 mm	600-1200 mm	80 kg	07.06.66	Çift Açılım Seti Tip 2 + Alt Kilitleme +İlave Makas / Tilt & Turn Mechanism Style 2+ Additional Tilt&Turn (Down) + Additional Arm
1001-1700 mm	1201-2500 mm	80 kg	07.06.67	Çift Açılım Seti Tip 2 + Alt Kilitleme +Arka Kilitleme+İlave Makas / Tilt & Turn Mechanism Style 2+ Additional Tilt&Turn (Down)+ Additional Tilt&Turn (Back)+ Additional Arm

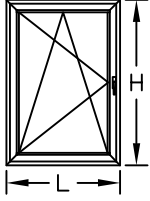
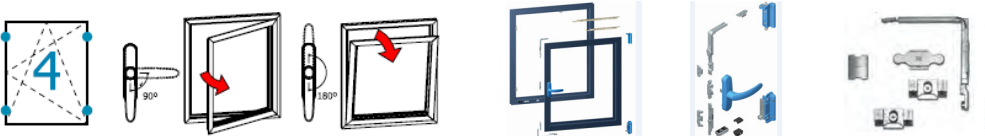


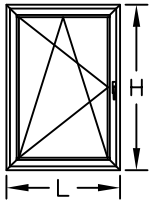

GIESSE GİZLİ MENTEŞE ÇİFT AÇILIM SETİ 100 kg  
GIESSE HIDDEN HINGE TILT & TURN MECHANISM 100 kg

Renk / Colour : Siyah-Beyaz-Gri  
Black-White-Grey

KANAT GENİŞLİĞİ SASH WIDTH	KANAT YÜKSEKLİĞİ SASH HEIGHT	KANAT AĞIRLIĞI SASH WEIGHT	GIESSE ÇİFT AÇILIM SETİ GIESSE TILT & TURN MECHANISM	GIESSE GİZLİ MENTEŞE ÇİFT AÇILIM SETİ GIESSE HIDDEN HINGE TILT & TURN MECHANISM
600-1000 mm	600-1200 mm	100 kg	07.06.81	Gizli Menteşe Çift Açılım Seti Sağ /Hidden Hinge Tilt & Turn Mechanism Right
600-1000 mm	600-1200 mm	100 kg	07.06.82	Gizli Menteşe Çift Açılım Seti Sol /Hidden Hinge Tilt & Turn Mechanism Left
600-1000 mm	1201-2500 mm	100 kg	07.06.83	Gizli Menteşe Çift Açılım Seti Sağ+İlave Kilit /Hidden Hinge Tilt & Turn Mechanism Right+ Additional Locking
600-1000 mm	1201-2500 mm	100 kg	07.06.84	Gizli Menteşe Çift Açılım Seti Sol+İlave Kilit /Hidden Hinge Tilt & Turn Mechanism Left+ Additional Locking
1001-1700 mm	600-1200 mm	100 kg	07.06.85	Gizli Menteşe Çift Açılım Seti Sağ+İlave Kilit /Hidden Hinge Tilt & Turn Mechanism Right+ Additional Locking
1001-1700 mm	600-1200 mm	100 kg	07.06.86	Gizli Menteşe Çift Açılım Seti Sol+İlave Kilit /Hidden Hinge Tilt & Turn Mechanism Left+ Additional Locking
1001-1700 mm	1201-2500 mm	100 kg	07.06.87	Gizli Menteşe Çift Açılım Seti Sağ+İlave Kilit (2 Adet) /Hidden Hinge Tilt & Turn Mechanism Right+ Additional Locking (2 Unit)
1001-1700 mm	1201-2500 mm	100 kg	07.06.88	Gizli Menteşe Çift Açılım Seti Sol+İlave Kilit (2 Adet) /Hidden Hinge Tilt & Turn Mechanism Left+ Additional Locking (2 Unit)

## ÇİFT EKSEN MEKANİZMALARI / TILT & TURN MECHANISMS

	<p>RESCARA ÇİFT AÇILIM SETİ 130 kg RESCARA TILT &amp; TURN MECHANISM 130 kg Renk / Colour : Siyah-Beyaz-Gri Black-White-Grey</p>					
						
KANAT GENİŞLİĞİ SASH WIDTH L (m)	KANAT YÜKSEKLİĞİ SASH HEIGHT H (m)	KANAT AĞIRLIĞI SASH WEIGHT KG	MEKANİZMA MECHANISM	MAKAS ARM	İLAVE KİLİTLEME ADDITIONAL LOCKING	İLAVE MAKAS ADDITIONAL ARM
563-1000 mm	600-1200 mm	130 kg	07.06.79	07.06.80	—	—
563-1000 mm	1200-2500 mm	130 kg	07.06.79	07.06.80	07.06.76	—
1000-1700 mm	600-1200 mm	130 kg	07.06.79	07.06.80	07.06.76	07.06.77
1000-1700 mm	1200-2500 mm	130 kg	07.06.79	07.06.80	07.06.76 (2 ADET)	07.06.77

	<p>RESCARA AKILLI ÇİFT AÇILIM SETİ 130 kg RESCARA TBT TILT &amp; TURN MECHANISM 130 kg Renk / Colour : Siyah-Beyaz-Gri Black-White-Grey KOL ANAHTARLIDIR / HANDLE WITH KEYLOCK</p>					
						
KANAT GENİŞLİĞİ SASH WIDTH L (m)	KANAT YÜKSEKLİĞİ SASH HEIGHT H (m)	KANAT AĞIRLIĞI SASH WEIGHT KG	MEKANİZMA MECHANISM	MAKAS ARM	İLAVE KİLİTLEME ADDITIONAL LOCKING	İLAVE MAKAS ADDITIONAL ARM
563-1000 mm	600-1200 mm	130 kg	07.06.74 (TBT)	07.06.75 (TBT)	—	—
563-1000 mm	1200-2500 mm	130 kg	07.06.74 (TBT)	07.06.75 (TBT)	07.06.76	—
1000-1700 mm	600-1200 mm	130 kg	07.06.74 (TBT)	07.06.75 (TBT)	—	07.06.77
1000-1700 mm	1200-2500 mm	130 kg	07.06.74 (TBT)	07.06.75 (TBT)	07.06.76	07.06.77

## PENCERE KOLLARI / WINDOW HANDLES



07.05.25

GIESSE İSPANYOLET KOL (ÇİFT DİLLİ)  
GIESSE HANDLE FOR WINDOWS (DOUBLE RAIL)

Renk / Colour : Siyah-Beyaz-Gri  
Black-White-Grey

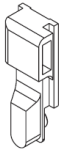
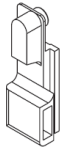
UNI CEI EN ISO / IEC 17050



07.05.33

GIESSE ANAHTARLI İSPANYOLET KOL (ÇİFT DİLLİ)  
GIESSE KEY HANDLE FOR WINDOWS (DOUBLE RAIL)

Renk / Colour : Siyah-Beyaz-Gri  
Black-White-Grey



07.25.01

GIESSE TIJ BAĞLANTI PARÇASI  
GIESSE CONNECTION ROD

Renk / Colour : Siyah / Black  
Malzeme / Material : Polyamid / Polyamide

07.05.25 , 07.05.33 ve 07.05.34 Kol için / For Handle 07.05.25 , 07.05.33 and 07.05.34



07.05.34

GIESSE SÖKÜLEBİLİR KOL GÖVDESİ (ÇİFT DİLLİ)  
GIESSE REMOVABLE HANDLE BODY (DOUBLE RAIL)

Renk / Colour : Siyah-Beyaz-Gri  
Black-White-Grey



07.05.29

RESCARA GLOBAL ANAHTARLI PENCERE KOLU (TEK DİLLİ)  
RESCARA GLOBAL KEY HANDLE FOR WINDOWS (SINGLE RAIL)

Renk / Colour : Siyah-Beyaz-Gri  
Black-White-Grey

EN 1670



07.05.35

GIESSE SÖKÜLEBİLİR KOL  
GIESSE REMOVABLE HANDLE

Renk / Colour : Siyah  
Black



07.13.07

KOL BAĞLANTI PARÇASI  
CONNECTION PART FOR HANDLE

Renk / Colour : -  
Malzeme / Material : Zamak / Zamak

07.05.29 Kol için / For Handle 07.05.29



07.05.30

RESCARA GLOBAL SÖKÜLEBİLİR KOL GÖVDESİ (ÇİFT DİLLİ)  
RESCARA GLOBAL REMOVABLE HANDLE BODY (DOUBLE RAIL)

Renk / Colour : Siyah-Beyaz-Gri  
Black-White-Grey

EN 1670



07.05.28

RESCARA GLOBAL PENCERE KOLU (TEK DİLLİ)  
RESCARA GLOBAL HANDLE FOR WINDOWS (SINGLE RAIL)

Renk / Colour : Siyah-Beyaz-Gri  
Black-White-Grey

EN 1670



07.05.31

RESCARA SÖKÜLEBİLİR KOL  
RESCARA REMOVABLE HANDLE

Renk / Colour : Siyah  
Black

EN 1670



07.05.32

RESCARA GLOBAL PENCERE KOLU (ÇİFT DİLLİ)  
RESCARA GLOBAL HANDLE FOR WINDOWS (DOUBLE RAIL)

Renk / Colour : Siyah-Beyaz-Gri  
Black-White-Grey

EN 1670, 13126-8



07.13.08

RESCARA KOL BAĞLANTI PARÇASI  
RESCARA CONNECTION PART FOR HANDLE

Renk / Colour : Siyah / Black  
Malzeme / Material : PVC

07.05.28, 07.05.30 ve 07.05.32 Kol için / For Handle 07.05.28, 07.05.30 and 07.05.32

## İSPANYOLET KİLİTLEME PARÇALARI / LOCKING KITS



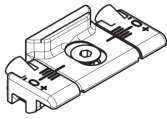
07.13.03

PİM  
LOCK PIN  
Malzeme / Material : Zamak / Zamak



07.13.06

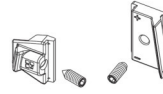
GIESSE PİM  
GIESSE ADJUSTABLE LOCKING PAWL  
Malzeme / Material : Zamak / Zamak



07.09.07

GIESSE AYARLI PİM KARŞILIĞI  
GIESSE ADJUSTABLE SINGLE STRIKER

Malzeme / Material : Zamak / Zamak



07.09.08

GIESSE ARKA KİLİTLEME  
GIESSE BURGLAR BOLT

Malzeme / Material : Zamak / Zamak



18.07.01

GIESSE SÜRGÜ SETİ  
GIESSE BOLT FOR LEAF

Malzeme / Material : Zamak ve polyamid  
Zamak and polyamide

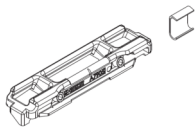
Pasif kanat için / For secondary sash



07.09.11

RESCARA SABİT KARŞILIK  
RESCARA FIXED STRIKER

Malzeme / Material : Zamak / Zamak



18.06.01

GIESSE KARŞILIK  
GIESSE STRIKER

Malzeme / Material : Paslanmaz çelik ve zamak  
Stainless steel and zamak



07.09.12

RESCARA AYARLI KARŞILIK  
RESCARA ADJUSTABLE STRIKER

Malzeme / Material : Zamak / Zamak



07.09.13

RESCARA ARKA KİLİTLEME  
RESCARA BURGLAR BOLT

Malzeme / Material : Zamak / Zamak



07.21.02

GIESSE KÖŞE DÖNME  
GIESSE CORNER DRIVE

Malzeme / Material : Zamak / Zamak



07.21.03

RESCARA KÖŞE DÖNME  
RESCARA CORNER DRIVE

Malzeme / Material : Zamak / Zamak




07.06.78

RESCARA MICROVENTİLASYON  
RESCARA MICROVENTILATION

Malzeme / Material : Zamak / Zamak


## AKSESUARLAR / KOL & KİLİTLEME SETLERİ ACCESSORIES / HANDLES & LOCKING KITS



07.07.02

VASİSTAS MAKAS  
ARM FOR BOTTOM-HUNG WINDOWS

Renk / Colour : Siyah-Beyaz-Gri  
Black-White-Grey



07.08.01

RESCARA VASİSTAS MANDAL  
RESCARA DEVICE FOR CLOSING BOTTOM-HUNG WINDOWS

Renk / Colour : Siyah-Beyaz-Gri  
Black-White-Grey



07.07.08

SINIRLAYICI MAKAS  
LIMITER

Malzeme / Material : Gümüş- Paslanmaz Çelik  
Silver - Stainless Steel



07.07.09

GIESSE VASİSTAS MAKAS  
GIESSE ARM FOR BOTTOM-HUNG WINDOWS

Renk / Colour : Siyah-Beyaz-Gri  
Black-White-Grey



07.07.11

GIESSE VASİSTAS PENCERE SETİ  
GIESSE BOTTOM HUNG WINDOW SET

Kol ve menteşe sete dahil değildir.  
Handle and hinge is not included in the set

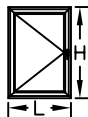


11.02.34

RESCARA KANAT DESTEK TAKOZU  
RESCARA VENT SUPPORT PIECE

Malzeme / Material : PVC  
Renk / Colour : Siyah/Black

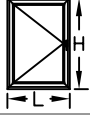
### ÇİFT DİLLİ KOL VE KİLİTLEME SETİ SEÇİM TABLOSU DOUBLE RAILED HANDLE AND LOCKING KIT TABLE



KOD CODE	AÇIKLAMA DESCRIPTION	ÜRÜN RESMİ PRODUCT IMAGE	TEMELE SET MAIN SET		
			H<1200mm	L<1000mm	İLAVE ÜRÜNLER ADDITIONAL PRODUCTS
07.05.25	GIESSE ÇİFT DİLLİ KOL GIESSE DOUBLE RAIL HANDLE				
07.25.01	GIESSE KOL BAĞLANTISI GIESSE ROD CONNECTION PIECES				
07.13.06	GIESSE AYARLI PİM GIESSE ADJUSTABLE LOCKING PAWL				
07.09.11	RESCARA SABİT KARŞILIK RESCARA FIXED STRIKER				
07.09.07	GIESSE AYARLI PİM KARŞILIĞI GIESSE ADJUSTABLE SINGLE STRIKER				
07.21.02	GIESSE KÖŞE DÖNME GIESSE/RESCARA CORNER DRIVE				
11.02.34	RESCARA KANAT DESTEK TAKOZU RESCARA VENT SUPPORT PIECE				

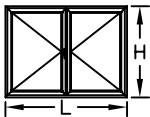
\*\*\*Giesse kol ve kilitleme aksesuarları 25 I 07 tij profili ile kullanılmalıdır.  
Giesse handle and locking accessories should be used with 25 I 07 rod profile

TEK DİLLİ KOL VE KİLİTLEME SETİ SEÇİM TABLOSU  
SINGLE RAILED HANDLE AND LOCKING KIT TABLE



KOD CODE	AÇIKLAMA DESCRIPTION	ÜRÜN RESMİ PRODUCT IMAGE	TEMELE SET MAIN SET		
			H<1200mm L<1000mm	1200mm < H < 2700 mm	1000mm < L < 1400 mm
07.05.28 07.05.29	RESCARA TEK DİLLİ KOL GIESSE DOUBLE RAIL HANDLE		1		
07.13.07	RESCARA KOL BAĞLANTI PARÇASI RESCARA CONNECTION PART FOR HANDLE		1		
07.13.06	GIESSE AYARLI PİM GIESSE ADJUSTABLE LOCKING PAWL		2	2	2
07.09.11	RESCARA SABİT KARŞILIK RESCARA FIXED STRIKER		2	2	2
07.09.12	RESCARA AYARLI KARŞILIK RESCARA ADJUSTABLE STRIKER				2
07.21.03	RESCARA KÖŞE DÖNME RESCARA CORNER DRIVE				2
11.02.34	RESCARA KANAT DESTEK TAKOZU RESCARA VENT SUPPORT PIECE		1		

ÇİFT/TEK AÇILIM PASİF KANAT AKSESUAR SEÇİM TABLOSU  
SECONDARY SASH LOCKING KIT TABLE



KOD CODE	AÇIKLAMA DESCRIPTION	ÜRÜN RESMİ PRODUCT IMAGE	TEMELE SET MAIN SET		
			H<1200mm L<1000mm	1200mm < H < 2700 mm	1000mm < L < 1400 mm
18.07.01	GIESSE SÜRGÜ SETİ GIESSE BOLT FOR LEAF		1		
18.06.01	GIESSE KARŞILIK GIESSE STRIKER		2		
07.21.02	GIESSE KÖŞE DÖNME PARÇASI GIESSE CORNER DRIVE				2
07.09.07	GIESSE AYARLI PİM KARŞILIĞI GIESSE ADJUSTABLE SINGLE STRIKER				2
07.09.08	GIESSE ARKA KİLİTLEME GIESSE BURGLAR BOLT			1	

\*\*\*Giesse kol ve kilitleme aksesuarları 25 I 07 tij profili ile kullanılmalıdır.  
Giesse handle and locking accessories should be used with 25 I 07 rod profile

## KAPI KOLLARI / DOOR HANDLES



07.14.06

GIESSE KAPI KOLU  
GIESSE DOOR HANDLE

Renk / Colour : Siyah-Beyaz-Gri  
Black-White-Grey



07.14.07

RESCARA GLOBAL KAPI KOLU  
RESCARA GLOBAL DOOR HANDLE

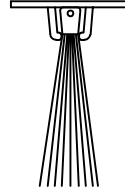
Renk / Colour : Siyah-Beyaz-Gri  
Black-White-Grey



07.14.08

RESCARA MULETA KAPI KOLU  
RESCARA GLOBAL DOOR HANDLE

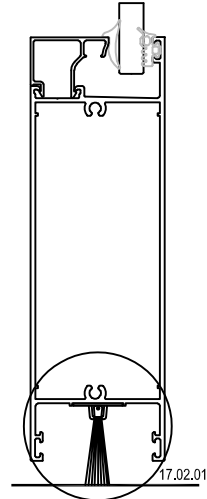
Renk / Colour : Siyah-Beyaz-Gri  
Black-White-Grey



17.02.01

KAPI ALTI FIRÇASI  
BRUSH FOR DOORS


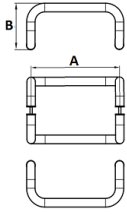
Malzeme / Material : Polipropilen / Polypropylene


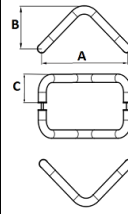


17.02.01


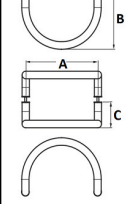
Ölçek/Scale: 1/2


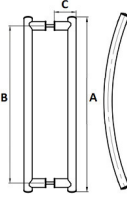
## KAPI KOLLARI / DOOR HANDLES


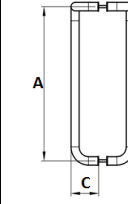
		KIVRIK KOL DOOR HANDLE Renk / Colour : Siyah-Beyaz-Eloksal Black-White-Anodised		
KOD CODE	Ø (mm)	A (mm)	B (mm)	
07.17.10	25	200	130	
07.17.11	25	300	130	
07.17.02	25	400	130	
07.17.27	25	500	160	

		V KOL DOOR HANDLE Renk / Colour : Siyah-Beyaz-Eloksal Black-White-Anodised		
KOD CODE	Ø (mm)	A (mm)	B (mm)	C (mm)
07.17.06	25	200	130	80
07.17.29	25	250	130	80
07.17.30	25	300	130	80
07.17.31	30	400	160	100

		U KOL DOOR HANDLE Renk / Colour : Siyah-Beyaz-Eloksal Black-White-Anodised		
KOD CODE	Ø (mm)	A (mm)	B (mm)	
07.17.08	25	200	80	
07.17.35	25	300	80	
07.17.36	30	400	100	

		YARIM AY KOL DOOR HANDLE Renk / Colour : Siyah-Beyaz-Eloksal Black-White-Anodised		
KOD CODE	Ø (mm)	A (mm)	B (mm)	C (mm)
07.17.32	25	200	130	80
07.17.20	25	300	130	80
07.17.33	30	350	160	100

		YAY KOL DOOR HANDLE Renk / Colour : Siyah-Beyaz-Eloksal Black-White-Anodised		
KOD CODE	Ø (mm)	A (mm)	B (mm)	
07.17.37	400	350	80	
07.17.22	500	450	80	
07.17.38	600	550	80	
07.17.39	700	650	80	
07.17.40	800	750	80	

		BASTON KOL DOOR HANDLE Renk / Colour : Siyah-Beyaz-Eloksal Black-White-Anodised		
KOD CODE	Ø (mm)	A (mm)	B (mm)	C (mm)
07.17.23	25	900	180	80
07.17.34	25	1000	180	80




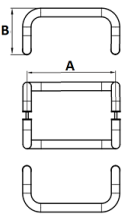
**07.17.19**  
AKBANK KAPI KOLU  
DOOR HANDLE  
Renk / Colour : Siyah-Beyaz-Gri-Eloksal  
Black-White-Grey-Anodised


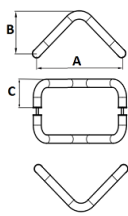


**07.13.10**  
AKBANK KOL APARATI  
DOOR HANDLE  
Renk / Colour : Siyah-Beyaz-Gri-Eloksal  
Black-White-Grey-Anodised


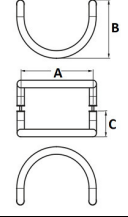



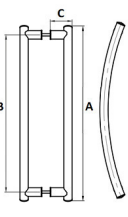
## KAPI KOLLARI / DOOR HANDLES


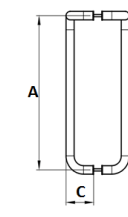
		KIVRIK KOL DOOR HANDLE Renk / Colour : Siyah-Beyaz-Eloksal Black-White-Anodised	
KOD CODE	Ø (mm)	A (mm)	B (mm)
07.17.10	25	200	130
07.17.11	25	300	130
07.17.02	25	400	130
07.17.27	25	500	160

		V KOL DOOR HANDLE Renk / Colour : Siyah-Beyaz-Eloksal Black-White-Anodised		
KOD CODE	Ø (mm)	A (mm)	B (mm)	C (mm)
07.17.06	25	200	130	80
07.17.29	25	250	130	80
07.17.30	25	300	130	80
07.17.31	30	400	160	100

		U KOL DOOR HANDLE Renk / Colour : Siyah-Beyaz-Eloksal Black-White-Anodised	
KOD CODE	Ø (mm)	A (mm)	B (mm)
07.17.08	25	200	80
07.17.35	25	300	80
07.17.36	30	400	100

		YARIM AY KOL DOOR HANDLE Renk / Colour : Siyah-Beyaz-Eloksal Black-White-Anodised		
KOD CODE	Ø (mm)	A (mm)	B (mm)	C (mm)
07.17.32	25	200	130	80
07.17.20	25	300	130	80
07.17.33	30	350	160	100

		YAY KOL DOOR HANDLE Renk / Colour : Siyah-Beyaz-Eloksal Black-White-Anodised	
KOD CODE	Ø (mm)	A (mm)	B (mm)
07.17.37	400	350	80
07.17.22	500	450	80
07.17.38	600	550	80
07.17.39	700	650	80
07.17.40	800	750	80

		BASTON KOL DOOR HANDLE Renk / Colour : Siyah-Beyaz-Eloksal Black-White-Anodised		
KOD CODE	Ø (mm)	A (mm)	B (mm)	C (mm)
07.17.23	25	900	180	80
07.17.34	25	1000	180	80



**07.17.19**  
AKBANK KAPI KOLU  
DOOR HANDLE  
Renk / Colour : Siyah-Beyaz-Gri-Eloksal  
Black-White-Grey-Anodised

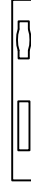


**07.13.10**  
AKBANK KOL APARATI  
DOOR HANDLE  
Renk / Colour : Siyah-Beyaz-Gri-Eloksal  
Black-White-Grey-Anodised

## KAPI KİLİTLERİ / DOOR LOCKS



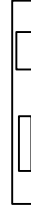
18.01.01  
MAKARALI KİLİT  
MORTISE LOCK (WITH ROLLER)



18.02.21  
MAKARALI KİLİT KARŞILIĞI  
STRIKER FOR ROLLER LOCK



18.01.02  
DİLLİ KİLİT  
MORTISE LOCK



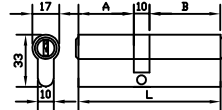
18.02.20  
DİLLİ KİLİT KARŞILIĞI  
STRIKER FOR MORTISE LOCK



18.03.01  
KAPI SÜRGÜSÜ (UZUN)  
BOLT FOR DOORS (LONG)



18.03.06  
KAPI SÜRGÜSÜ (KISA)  
BOLT FOR DOORS (SHORT)



18.04.01  
BAREL  
CYLINDER  
Malzeme / Material : Krom-Nikel / Chrome-Nickel

A	B	L
35	45	90



18.05.02  
BAREL AYNASI  
CYLINDER COVER  
Renk / Colour : Siyah-Beyaz-Grey  
Black-White-Grey

